NOTICE OF REGULAR MEETING
CITY OF SOUTH PADRE ISLAND
CITY COUNCIL MEETING

NOTICE IS HEREBY GIVEN THAT THE CITY COUNCIL OF THE CITY OF SOUTH PADRE ISLAND, TEXAS, WILL HOLD A REGULAR MEETING ON:

WEDNESDAY, AUGUST 21, 2019

5:30 P.M. AT THE MUNICIPAL BUILDING,
CITY COUNCIL CHAMBERS, 2ND FLOOR
4601 PADRE BOULEVARD, SOUTH PADRE ISLAND, TEXAS

1. Call to order

2. Pledge of Allegiance and Texas Pledge

3. Public Comments and Announcements: *This is an opportunity for citizens to speak to Council relating to agenda or non-agenda items.* ***Speakers are required to address Council at the podium and give their name before addressing their concerns.*** *[Note: State law will not permit the City Council to discuss, debate or consider items that are not on the agenda. Citizen comments may be referred to City Staff or may be placed on the agenda of a future City Council meeting]*

4. Presentations and Proclamations:

   a. Proclamation: 2020 Census Complete Count Committee

5. Approve Consent Agenda:

   a. Approve minutes of July 30, 2019 special meeting and August 7, 2019 workshop and regular meeting. (Manning)
   b. Approve invoices for payment. (Gimenez)
   c. Approve Letter of Support for Neighbors in Need of Services (NINOS) for their grant submission to continue its Head Start and Early Head Start services; and authorize the Mayor to sign. (McNulty)
   d. Approve Resolution No. 2019-34 to declare various assets as surplus property and authorize the City Manager to dispose of such property in a manner that is beneficial to the City and in accordance with the Fixed Asset Policy. (Gimenez)
   e. Approve project grant agreement RUR 2002 in the amount of $566,405; and authorize the City Manager to enter grant agreement. (Arriaga)
   f. Approve amendment for project grant agreement RPT 1802(21)032_18 in the amount of $120,159; and authorize the City Manager to enter grant agreement. (Arriaga)
   g. Approve a budget amendment of Federal forfeiture funds in the amount of $5,852 for four (4) LWRC-Direct Impingement 5.56 mm NFA SBR Select Fire 10.6 Barrell weapons. (O'Carroll)
   h. Approve Side Street Improvement (Phase I), Change Order No. 2 in the amount of $41,371.68 and approve a budget amendment for the same amount. (Sanchez)

i. Approve South Padre Island Employee Handbook Policy 00-00, Hazard Communication Program, as mandated by the Texas Health and Safety Code, Chapter 502. (Delgado)

j. Approve Resolution No. 2019-35 nominating Ricardo Morado as the City of South Padre Island's representative to Position Nine (9) on the Cameron Appraisal District Board of Directors. (McNulty)

k. Approval to allow the Mayor to execute the agreement and supporting documentation between the U.S. Army Corps of Engineers (USACE), the City of South Padre Island and Cameron County for the Planning Assistance to States Program (PAS) to develop a Regional Sediment Management Plan. (Boburka)

6. Presentation regarding Opportunity Zone Program designed to encourage long-term investment in eligible communities. (Dalton)

7. Update and discussion regarding substandard structures on South Padre Island. (Travis/Hanley/Ricco)

8. Update from Kimley-Horn regarding the Padre Boulevard (PR 100) median, boardwalk and sidewalk related improvements related to the Venue Tax Project. (Sanchez)

9. Discussion and action to proceed with Request for Qualifications (RFQ) for design services for the Wind Sport Venue Tax project. (Ricco)

10. Discussion and action to approve first reading of Ordinance to prohibit the rental and/or leasing of dockless motor-assisted scooters on City Property, providing for regulations for use and providing for impound of improperly parked dockless vehicles. (Ricco/Schwartz)

11. Discussion and action to proceed with Request for Qualifications (RFQ) for design services for the skate park portion of the John L. Tompkins Park Phase II. (Schwartz)

12. Discussion and action regarding the approval of Resolution No. 2019-36 permitting the encroachment on W. Swordfish, W. Red Snapper and W. Dolphin streets by La Solana Condominiums, but otherwise retaining all rights and authority over its right of way authorized by law. (Ricco/Smith)

13. Discussion and action to approve first reading of Ordinance No. 19-11 amending the City of South Padre Island Code of Ordinances by repealing current Section 18-30(D)(8) and replacing it with Section 18-30(D)(8)(I)-(IV) as it deals with sound-emitting devices on commercial rental/leased golf carts. (Ricco/Schwartz)

14. Discussion and action to approve the remodel of the Chamber of Commerce offices located at 610 Padre Boulevard. (Smith)

15. Discussion and action to authorize the City Manager to negotiate a lease agreement with the Historic Museum of South Padre Island for space recently vacated by the Visitors Center, which may include limited construction buildout and/or tenant finish out allowance. (Smith)

16. PUBLIC HEARING: to discuss the proposed 2019/2020 fiscal year budget for the City of South Padre Island. (Gimenez)

17. Discussion and action to approve first reading to adopt Ordinance No. 19-12 making appropriations for each department, project, program and accounts for the fiscal year beginning October 1, 2019 and ending September 30, 2020. (Gimenez)

18. Discussion and action to approve Resolution No. 2019-37 adopting the 2019/2020 – 2023-2024 Capital Improvement Plan (CIP). (Delgado)

19. PUBLIC HEARING: to discuss the proposed 2019/2020 property tax rate for the City of South Padre Island. (Gimenez)

20. Discussion and action to appoint members to vacancies in the following: (Manning)

    a. Planning and Zoning Commission
    b. Shoreline Task Force
    c. Special Events Committee

21. Discussion and action to approve the renewal of Arrivalist agreement in the amount of $105,800 and authorize the City Manager to execute the agreement. (Caum)

22. Adjourn.

WE RESERVE THE RIGHT TO GO INTO EXECUTIVE SESSION REGARDING ANY OF THE ITEMS POSTED ON THIS AGENDA, PURSUANT TO SECTIONS 551.071, CONSULTATION WITH ATTORNEY; 551.072, DELIBERATIONS ABOUT REAL PROPERTY; 551.073, DELIBERATIONS ABOUT GIFTS & DONATIONS; 551.074, PERSONNEL MATTERS; 551.076, DELIBERATIONS ABOUT SECURITY DEVICES; AND/OR 551.087, DISCUSS (1) COMMERCIAL OR FINANCIAL INFORMATION RECEIVED FROM A BUSINESS PROSPECT WITH WHICH THE CITY IS CONDUCTING NEGOTIATIONS, OR (2) FINANCIAL OR OTHER INCENTIVES TO THE BUSINESS PROJECT.

DATED THIS THE 16TH DAY OF AUGUST 2019

Susan M. Manning, City Secretary

I, THE UNDERSIGNED AUTHORITY, DO HEREBY CERTIFY THAT THE ABOVE NOTICE OF MEETING OF THE GOVERNING BODY OF THE CITY OF SOUTH PADRE ISLAND, TEXAS IS A TRUE AND CORRECT COPY OF SAID NOTICE AND THAT I POSTED A TRUE AND CORRECT COPY OF SAID NOTICE ON THE BULLETIN BOARD AT CITY HALL/MUNICIPAL BUILDING ON **AUGUST 16, 2019**, AT/OR BEFORE 5:00 P.M. AND REMAINED SO POSTED CONTINUOUSLY FOR AT LEAST 72 HOURS PRECEDING THE SCHEDULED TIME OF SAID MEETING.

Susan M. Manning, City Secretary

THIS FACILITY IS WHEELCHAIR ACCESSIBLE, AND ACCESSIBLE PARKING SPACES ARE AVAILABLE. REQUESTS FOR ACCOMMODATIONS OR INTERPRETIVE SERVICES MUST BE MADE 48 HOURS PRIOR TO THIS MEETING. PLEASE CONTACT BUILDING OFFICIAL, DAVID TRAVIS, ADA DESIGNATED RESPONSIBLE PARTY AT (956) 761-8103.

Item No. 5

CITY COUNCIL MEETING
CITY OF SOUTH PADRE ISLAND
CONSENT AGENDA

MEETING DATE: August 21, 2019

ITEM DESCRIPTION

NOTE: All matters listed under Consent Agenda are considered routine by the City Council of the City of South Padre Island and will be enacted by one motion. There will not be separate discussion of these items. If discussion is desired, that item will be removed from the Consent Agenda and considered separately.

Items to be considered are:

a. Approve minutes of July 30, 2019 special meeting and August 7, 2019 workshop and regular meeting. (Manning)
b. Approve invoices for payment. (Gimenez)
c. Approve Letter of Support for Neighbors in Need of Services (NINOS) for their grant submission to continue its Head Start and Early Head Start services; and authorize the Mayor to sign. (McNulty)
d. Approve Resolution No. 2019-34 to declare various assets as surplus property and authorize the City Manager to dispose of such property in a manner that is beneficial to the City and in accordance with the Fixed Asset Policy. (Gimenez)
e. Approve project grant agreement RUR 2002 in the amount of $566,405; and authorize the City Manager to enter grant agreement. (Arriaga)
f. Approve amendment for project grant agreement RPT 1802(21)032_18 in the amount of $120,159; and authorize the City Manager to enter grant agreement. (Arriaga)
g. Approve a budget amendment of Federal forfeiture funds in the amount of $5,852 for four (4) LWRC-Direct Impingement 5.56 mm NFA SBR Select Fire 10.6 Barrell weapons. (O'Carroll)
h. Approve Side Street Improvement (Phase I), Change Order No. 2 in the amount of $41,371.68 and approve a budget amendment for the same amount. (Sanchez)
i. Approve South Padre Island Employee Handbook Policy 00-00, Hazard Communication Program, as mandated by the Texas Health and Safety Code, Chapter 502. (Delgado)
j. Approve Resolution No. 2019-35 nominating Ricardo Morado as the City of South Padre Island's representative to Position Nine (9) on the Cameron Appraisal District Board of Directors. (McNulty)
k. Approval to allow the Mayor to execute the agreement and supporting documentation between the U.S. Army Corps of Engineers (USACE), the City of South Padre Island and

Cameron County for the Planning Assistance to States Program (PAS) to develop a Regional Sediment Management Plan. (Boburka)

RECOMMENDATIONS/COMMENTS

Approve Consent Agenda

Item No. 5a

CITY OF SOUTH PADRE ISLAND
CITY COUNCIL MEETING
AGENDA REQUEST FORM

MEETING DATE: August 21, 2019

NAME & TITLE: Susan Manning, City Secretary

DEPARTMENT: City Manager's Office

ITEM

Approve the minutes of July 30, 2019 special meeting and August 7, 2019 workshop and regular meeting.

ITEM BACKGROUND

BUDGET/FINANCIAL SUMMARY

COMPREHENSIVE PLAN GOAL

LEGAL REVIEW

Sent to Legal: YES: _____ NO: _____
Approved by Legal: YES: _____ NO: _____

RECOMMENDATIONS/COMMENTS

Approve Minutes

MINUTES
CITY OF SOUTH PADRE ISLAND
CITY COUNCIL SPECIAL MEETING

TUESDAY, JULY 30, 2019

I. CALL TO ORDER

The City Council Members of the City of South Padre Island, Texas held a Special Meeting on Tuesday, July 30, 2019 at the Municipal Complex Building, 2nd Floor, 4601 Padre Boulevard, South Padre Island, Texas. Mayor McNulty called the meeting to order at 10:00 a.m. A quorum was present: Mayor Patrick McNulty, Council Members Ken Medders, Jr., Kerry Schwartz, Joe Ricco, Alita Bagley and Eva-Jean Dalton.

City staff members present were City Manager Randy Smith, Chief Financial Officer Rodrigo Gimenez, Public Works Director Alex Sanchez, Administrative Services Director Wendi Delgado, Fire Chief Doug Fowler, Environmental Health Director Victor Baldovinos, Shoreline Management Director Kristina Boburka, CVB Director Ed Caum, Planning Director Aaron Hanley, Assistant Public Works Director Jon Wilson, Information Technology Director Mark Shellard, Building Official David Travis, Public Information Officer Angelique Soto and City Secretary Susan Manning.

II. PLEDGE OF ALLEGIANCE AND TEXAS PLEDGE

Mayor McNulty led the Pledge of Allegiance and the Texas Pledge.

III. PUBLIC COMMENTS AND ANNOUNCEMENTS

None.

IV. DISCUSSION AND ACTION TO ACKNOWLEDGE THE SUBMISSION OF THE 2019-2020 PROPOSED BUDGET TO COMPLY WITH THE SIXTY (60) DAY REQUIREMENT OF THE SOUTH PADRE ISLAND HOME RULE CHARTER SECTION 5.02. (GIMENEZ/SMITH)

Council Member Schwartz made a motion, seconded by Council Member Bagley to acknowledge and accept the submission of the 2019-2020 proposed budget. Motion carried on a unanimous vote.

V. DISCUSSION AND ACTION TO ACCEPT THE SUBMISSION OF THE CAPITAL IMPROVEMENT PLAN (CIP) AS REQUIRED BY SECTION 5.09 OF THE HOME RULE CHARTER. (DELGADO)

Council Member Bagley made a motion to accept the submission of the Capital Improvement Plan (CIP) for 2019/2020 through 2023/2024. Motion was seconded by Council Member Dalton. Motion passed unanimously.

VI. ADJOURN.

There being no further business, Mayor McNulty adjourned the meeting at 10:07 a.m.

_____

Susan M. Manning, City Secretary

APPROVED

_____

Patrick McNulty, Mayor

MINUTES
CITY OF SOUTH PADRE ISLAND
CITY COUNCIL WORKSHOP

WEDNESDAY, AUGUST 7, 2019

I. CALL TO ORDER

The City Council Members of the City of South Padre Island, Texas held a workshop on Wednesday, August 7, 2019 at the Municipal Complex Building, 2nd Floor, 4601 Padre Boulevard, South Padre Island, Texas. Mayor McNulty called the meeting to order at 4:00 p.m. A quorum was present: Mayor Patrick McNulty, Council Members Ken Medders, Jr., Joe Ricco, Alita Bagley and Eva-Jean Dalton. Council Member Kerry Schwartz was out with an excused absence.

City staff members present were City Manager Randy Smith, Chief Financial Officer Rodrigo Gimenez, Public Works Director Alex Sanchez, Administrative Services Director Wendi Delgado, Fire Chief Doug Fowler, Transit Director Jesse Arriaga, Environmental Health Director Victor Baldovinos, Shoreline Management Director Kristina Boburka, Planning Director Aaron Hanley, Interim Chief of Police Claudine O'Carroll, Director of Research Marketing & Analytics Michael Flores, Information Technology Director Mark Shellard, Public Information Officer Angelique Soto, Parks and Recreation Manager Debra Huffman, Police Lieutenant Juan Herrera, Police Sergeant Gilbert Silva and City Secretary Susan Manning.

II. PLEDGE OF ALLEGIANCE AND TEXAS PLEDGE

Mayor McNulty led the Pledge of Allegiance and the Texas Pledge

III. PUBLIC COMMENTS AND ANNOUNCEMENTS

None.

IV. PRESENTATION FROM THE MALDONADO-BURKETT ENGINEERING GROUP CONCERNING ATTRACTIVE AND ICONIC CAUSEWAY LIGHTING IDEAS, ALONG WITH A FEW OTHER ILLUMINATION CONCEPTS AT KEY LOCATIONS ON THE ISLAND THAT WOULD BE APPEALING TO TOURISTS AND RESIDENTS.

Karl Burkett and Ramon Maldonado of Maldonado-Burkett Engineering Group presented the Council with several design ideas for bridge lighting. It was noted that if Council wanted to pursue this project, a feasibility study, cost estimate and constructability study will need to be completed before moving forward.

V. OVERVIEW AND DISCUSSION REGARDING VENUE TAX PROJECTS.

5-6

City staff presented an overview on the Venue Tax Projects which includes proposed projects such as Padre Boulevard Medians and Improvements, Wind & Watersports Community Venue (windsurfing, kiteboarding, paddleboarding, kayaking, etc.) and related land purchase, Convention Centre Annex, Parking Facility and related land purchases, Concert & Entertainment Facility (amphitheater).

VI. ADJOURN.

There being no further discussion, Mayor McNulty adjourned the workshop at 4:57 p.m.

_____

Susan M. Manning, City Secretary

APPROVED

_____

Patrick McNulty, Mayor

MINUTES
CITY OF SOUTH PADRE ISLAND
CITY COUNCIL REGULAR MEETING

WEDNESDAY, AUGUST 7, 2019

I. CALL TO ORDER

The City Council Members of the City of South Padre Island, Texas held a Regular Meeting on Wednesday, August 7, 2019 at the Municipal Complex Building, 2nd Floor, 4601 Padre Boulevard, South Padre Island, Texas. Mayor McNulty called the meeting to order at 5:30 p.m. A quorum was present: Mayor Patrick McNulty, Council Members Ken Medders, Jr., Joe Ricco, Alita Bagley and Eva-Jean Dalton. Council Member Kerry Schwartz was out with an excused absence.

City staff members present were City Manager Randy Smith, Chief Financial Officer Rodrigo Gimenez, Public Works Director Alex Sanchez, Administrative Services Director Wendi Delgado, Fire Chief Doug Fowler, Transit Director Jesse Arriaga, Environmental Health Director Victor Baldovinos, Shoreline Management Director Kristina Boburka, CVB Director Ed Caum, Planning Director Aaron Hanley, Interim Chief of Police Claudine O'Carroll, Information Technology Director Mark Shellard, Public Information Officer Angelique Soto, Police Lieutenant Juan Herrera, Police Sergeant Gilbert Silva, Police Sergeant Jorge Vasquez, Parks and Recreation Manager Debra Huffman and City Secretary Susan Manning.

II. PLEDGE OF ALLEGIANCE AND TEXAS PLEDGE

Mayor McNulty led the Pledge of Allegiance and the Texas Pledge.

III. PUBLIC COMMENTS AND ANNOUNCEMENTS

Public comments and announcements were given at this time.

IV. PRESENTATIONS AND PROCLAMATIONS:

A. PRESENTATION: MONICA'S HOUSE PROGRAM
B. PRESENTATION: LOWER RIO GRANDE VALLEY TEXAS POLLUTANT DISCHARGE ELIMINATION SYSTEM STORMWATER TASK FORCE

V. APPROVE CONSENT AGENDA:

Mayor McNulty announced that Item 5e will be pulled to be considered separately.

Council Member Bagley made a motion seconded by Council Member Medders to approve Consent Items 5a, 5b, 5c, 5d, 5f, 5g and 5h. Motion carried on a unanimous vote.

Council Member Dalton made a motion to approve Consent Agenda Item 5e. Motion was seconded by Council Member Bagley, which passed on a 4 to 0 vote with Council Member Ricco abstaining from the vote.

A. APPROVE MINUTES OF JULY 17, 2019 WORKSHOP AND REGULAR MEETING. (MANNING)

B. APPROVE INVOICES FOR PAYMENT. (GIMENEZ)

Invoices approved for payment were paid by General Fund check number 144965 through 145114 and EFT payments totaling $871,055.08.

C. APPROVE QUARTERLY INVESTMENT REPORTS FOR QUARTER ENDING MARCH 31, 2019 AND JUNE 30, 2019 AS PREPARED BY VALLEY VIEW CONSULTING, L.L.C. (GIMENEZ)

D. APPROVE CHANGES TO THE INVESTMENT POLICY FOR THE CITY OF SOUTH PADRE ISLAND AND THE SOUTH PADRE ISLAND ECONOMIC DEVELOPMENT CORPORATION IN ACCORDANCE TO THE PUBLIC FUNDS INVESTMENT ACT.

E. APPROVE RESOLUTION NO. 2019-29 FOR THE TEMPORARY CLOSURE OF PARK ROAD 100 (PADRE BOULEVARD) FOR THE 2019 WALK FOR WOMEN BREAST CANCER AWARENESS WALK ON SUNDAY, OCTOBER 13, 2019. (HUFFMAN)

A true and correct copy of said Resolution was placed in the City's Resolution Book and entitled Resolution No. 2019-29, and, by reference hereto, included in these Minutes as if fully set out and spread upon the pages of the Minutes Book.

F. APPROVE RESOLUTION NO. 2019-30 FOR THE TEMPORARY CLOSURE OF PARK ROAD 100 (PADRE BOULEVARD) FOR THE 2019 SOUTH PADRE ISLAND BEACH 13.1K AND RELAY ON SATURDAY, NOVEMBER 9, 2019. (HUFFMAN)

A true and correct copy of said Resolution was placed in the City's Resolution Book and entitled Resolution No. 2019-30, and, by reference hereto, included in these Minutes as if fully set out and spread upon the pages of the Minutes Book.

G. APPROVE RESOLUTION NO. 2019-31 REGARDING AEP TEXAS INC.'S REQUESTED INCREASE TO ITS ELECTRIC TRANSMISSION AND DISTRIBUTION RATES AND CHARGES WITHIN THE CITY SHOULD BE DENIED AND THAT THE CITY'S REASONABLE RATE CASE EXPENSES SHALL BE REIMBURSED BY THE COMPANY. (SMITH)

A true and correct copy of said Resolution was placed in the City's Resolution Book and entitled Resolution No. 2019-31, and, by reference hereto, included in these Minutes as if fully set out and spread upon the pages of the Minutes Book.

H. APPROVE A BUDGET AMENDMENT IN THE AMOUNT OF $6,500 FOR POLICE DEPARTMENT BEACH PATROL TEMPORARY EMPLOYEES. (O'CARROLL)

I. APPROVE EXCUSED ABSENCE REQUEST FROM COUNCIL MEMBER KERRY SCHWARTZ FROM THE AUGUST 7, 2019 REGULAR MEETING. (SCHWARTZ)

VI. DISCUSSION AND POSSIBLE ACTION TO APPROVE RESOLUTION NO. 2019-32, INTER-LOCAL AGREEMENT AND COOPERATION AGREEMENT WITH CAMERON COUNTY FOR THE ESTABLISHMENT AND PARTICIPATION IN SECURING URBAN COUNTY DESIGNATION PURSUANT TO THE U.S. HOUSING AND URBAN DEVELOPMENT COMMUNITY DEVELOPMENT BLOCK GRANT PROGRAM (CDBG); AND APPOINT A MEMBER OF CITY COUNCIL TO SERVE ON THE URBAN COUNTY PROGRAM CONSORTIUM ADVISORY COMMITTEE. (MEDDERS/MCNULTY)

Council Member Medders made a motion to approve Resolution No. 2019-32, the Inter-local Agreement and Cooperation Agreement with Cameron County for establishing and participating in Urban County Program. Motion was seconded by Council Member Ricco. Motion carried unanimously.

A true and correct copy of said Resolution was placed in the City's Resolution Book and entitled Resolution No. 2019-32, and, by reference hereto, included in these Minutes as if fully set out and spread upon the pages of the Minutes Book.

Mayor McNulty made a motion, seconded by Council Member Ricco to appoint Council Member Ken Medders to serve on the Urban County Program Consortium Advisory Committee. Motion passed on a unanimous vote.

VII. DISCUSSION AND POSSIBLE ACTION TO APPROVE AND AUTHORIZE THE MAYOR TO SIGN THE LETTER OF SUPPORT FOR THE SH 550 CORRIDOR PROJECT IN CAMERON COUNTY BY THE CAMERON COUNTY REGIONAL MOBILITY AUTHORITY (CCRMA) IN PARTNERSHIP WITH TEXAS DEPARTMENT OF TRANSPORTATION (TXDOT). (MCNULTY)

Council Member Bagley made a motion to approve and authorize the Mayor to sign the Letter of Support for the SH 550 Corridor Project. Motion was seconded by Council Member Ricco, which carried on a unanimous vote.

VIII. DISCUSSION AND POSSIBLE ACTION TO APPROVE AND AUTHORIZE THE MAYOR TO SIGN A LETTER OPPOSING RATE INCREASES IN PREMIUMS

TO TEXAS WINDSTORM INSURANCE POLICYHOLDERS. (MCNULTY/SMITH)

Mayor McNulty announced that due to a vote by the Texas Windstorm Insurance Association Board of Directors not to increase rates, letter to be approved would be changed from opposition to thanking the TWIA Board for their favorable decision.

Council Member Medders made a motion, seconded by Council Member Dalton to approve and authorize the Mayor to sign a letter thanking the Texas Windstorm Insurance Board of Directors for voting not to increase the rates. Motion passed unanimously.

IX. **DISCUSSION AND ACTION TO APPOINT MEMBERS TO THE GOLF CART STEERING COMMITTEE, WHICH WAS CREATED TO ADDRESS AND GIVE RECOMMENDATIONS ON ISSUES REGARDING GOLF CARTS. (RICCO/SCHWARTZ)**

A tally was conducted as per the City's Home Rule Charter Section 2.11(d) – Procedure, Committee, Boards and Commissions. Council Member Ricco made a motion, seconded by Council Member Bagley to appoint the following to the Golf Cart Steering Committee. Motion carried unanimously.

Idan Bohadana, Golf Cart Owner Operator
Gabby Vanounou, Golf Cart Owner Operator
Arnie Creinin, Local Resident Property Owner
Doyle Wells, Local Resident Property Owner
Alita Bagley, Council Member Representative
Eva-Jean Dalton, Council Member Representative
Gilbert Silva, Police Department Representative
Mike Schiltz, Police Department Representative

X. **DISCUSSION AND ACTION TO APPROVE ADDING TWO TO FOUR AT-LARGE MEMBERS TO THE COMPREHENSIVE PLAN STEERING COMMITTEE. (MCNULTY)**

Council Member Dalton made a motion to add four (4) at-large members to the Comprehensive Plan Steering Committee. Council Member Bagley seconded the motion, which passed on a unanimous vote.

XI. **DISCUSSION AND ACTION TO APPOINT A MEMBER TO FILL A VACANCY ON THE SPECIAL EVENTS COMMITTEE. (COUNCIL)**

A tally was conducted as per the City's Home Rule Charter Section 2.11(d) – Procedure, Committee, Boards and Commissions. Council Member Bagley made a motion to appoint Michael Sularez to fill the vacancy on the Special Events Committee. Motion was seconded by Council Member Dalton. Motion carried unanimously.

XII. **DISCUSSION AND ACTION ON PORTABLE RESTROOM SURVEY QUESTIONS FOR COMMUNITY REVIEW. (BOBURKA)**

Council Member Dalton made a motion to approve the survey questions as presented. Council Member Medders seconded the motion. Motion passed on a unanimous vote.

XIII. **DISCUSSION AND ACTION TO PROCEED OR MAKE CHANGES TO THE PROPOSED PALM STREET BOAT RAMP. (BOBURKA)**

Council Member Bagley made a motion, seconded by Council Member Dalton to move forward with completion as originally planned. Motion carried on a 4 to 1 vote with Council Member Ricco casting a nay vote.

XIV. **DISCUSSION AND ACTION TO PROCEED OR MAKE CHANGES TO THE PROPOSED SUNSET BEACH ACCESS. (BOBURKA)**

Council Member Bagley made a motion to proceed with the proposed Sunset Beach Access plans. Council Member Ricco seconded the motion, which passed unanimously.

XV. **UPDATE AND DISCUSSION REGARDING UTILITY EASEMENTS. (DALTON/BALDOVINOS)**

Environmental Health Director Victor Baldovinos gave an update on the condition of the City's utility easements stating that there has been 97% compliance from property owners affected.

XVI. **PUBLIC HEARING: TO DISCUSS THE PROPOSED 2019/2020 PROPERTY TAX RATE FOR THE CITY OF SOUTH PADRE ISLAND. (GIMENEZ)**

At 6:32 p.m., Mayor McNulty opened the Public Hearing.

Proponents: None Opponents: None

Mayor McNulty closed the Public Hearing at 6:33 p.m.

XVII. **PUBLIC HEARING: TO DISCUSS THE PROPOSED 2019/2020 - 2023/2024 CAPITAL IMPROVEMENT PLAN (CIP). DELGADO**

At 6:33 p.m., Mayor McNulty opened the Public Hearing.

Proponents: None Opponents: None

Mayor McNulty closed the Public Hearing at 6:33 p.m.

XVIII. **DISCUSSION AND ACTION TO APPROVE THE ADVERTISING AGENCY SERVICES AGREEMENT WITH THE ATKINS GROUP FOR FISCAL YEAR**

2019-20 AND AUTHORIZE THE CITY MANAGER TO SIGN THE CONTRACT. (CAUM)

Council Member Dalton made a motion to approve the agreement with The Atkins Group for advertising services in the upcoming year and authorize the City Manager to sign. Council Member Bagley seconded the motion. Motion carried on a unanimous vote.

XIX. **DISCUSSION AND ACTION TO APPROVE A BUDGET AMENDMENT IN THE AMOUNT OF $156,836 TO ALLOCATE FUNDS IN THE TRANSIT DEPARTMENT. (ARRIAGA)**

Council Member Bagley made a motion, seconded by Council Member Medders to approve the budget amendment for $156,836 to transfer funds from the Metro Connect Program to the Island Metro Program. Motion passed unanimously.

XX. **DISCUSSION AND ACTION TO APPROVE AN AMENDMENT FOR PROJECT GRANT AGREEMENT BBF (BUS AND BUS FACILITIES) 1901 IN THE AMOUNT OF $53,753 AND AUTHORIZE THE CITY MANAGER TO ENTER INTO GRANT AGREEMENT. (ARRIAGA)**

Council Member Dalton made a motion to approve an amendment in the amount of $53,753 of the Project Grant Agreement BBF 1901 to fund new bus stop benches, signage and posts. Motion was seconded by Council Member Bagley, which carried unanimously.

XXI. **DISCUSSION AND ACTION TO APPROVE KIMLEY-HORN CHANGE ORDER NO. 2 IN THE AMOUNT OF $41,371.68 FOR SIDE STREET IMPROVEMENTS (PHASE I) AND APPROVE BUDGET AMENDMENT FOR SAME AMOUNT. (SANCHEZ)**

This item was pulled from the agenda.

XXII. **DISCUSSION AND ACTION TO APPROVE ORDER OF GENERAL ELECTION FOR MUNICIPALITIES FOR THE NOVEMBER 5, 2019 GENERAL ELECTION FOR THE PURPOSE OF ELECTING TWO COUNCIL MEMBERS (PLACE 1 AND PLACE 2). (MANNING)**

Council Member Bagley made a motion, seconded by Council Member Dalton to approve the Order of General Election for Municipalities for the November 5, 2019 General Election to elect two Council Members. Motion passed on a unanimous vote.

XXIII. **DISCUSSION AND ACTION TO APPROVE RESOLUTION NO. 2019-33 ESTABLISHING PROCEDURES FOR A GENERAL ELECTION TO BE HELD ON NOVEMBER 5, 2019 FOR THE PURPOSE OF ELECTING TWO COUNCIL MEMBERS (PLACE 1 AND PLACE 2). (MANNING)**

Council Member Bagley made a motion to approve Resolution No. 2019-33 establishing procedures for the November 5, 2019 General Election. Council Member Dalton seconded the motion, which passed unanimously.

A true and correct copy of said Resolution was placed in the City's Resolution Book and entitled Resolution No. 2019-33, and, by reference hereto, included in these Minutes as if fully set out and spread upon the pages of the Minutes Book.

XXIV. **EXECUTIVE SESSION: PURSUANT TO SECTION 551.072, DELIBERATIONS ABOUT REAL PROPERTY, TO DISCUSS:**

a. REAL ESTATE PURCHASE/ACQUISITION.

At 6:45 p.m., Council Member Bagley made a motion, seconded by Council Member Medders to go into Executive Session. Motion carried unanimously.

At 7:04 p.m., the City Council reconvened into open session.

XXV. **ADJOURN.**

There being no further business, Mayor McNulty adjourned the meeting at 7:04 p.m.

_____

Susan M. Manning, City Secretary

APPROVED

_____

Patrick McNulty, Mayor

Item No. 5b

CITY OF SOUTH PADRE ISLAND
CITY COUNCIL MEETING
AGENDA REQUEST FORM

MEETING DATE: August 21, 2019

NAME & TITLE: Rodrigo Gimenez, Chief Financial Officer

DEPARTMENT: Finance Department

ITEM

Approve invoices for payment by General Fund checks numbered 145115 through 145218 and EFT payments totaling $497,719.35.

ITEM BACKGROUND

BUDGET/FINANCIAL SUMMARY

COMPREHENSIVE PLAN GOAL

LEGAL REVIEW

Sent to Legal: YES: _____ NO: _____
Approved by Legal: YES: _____ NO: _____

Comments:

RECOMMENDATIONS/COMMENTS

Approve payments.

VENDOR SET: 01 City of South Padre Islan BANK: ALL
FUND : 01 GENERAL FUND
DEPARTMENT: N/A NON-DEPARTMENTAL
INVOICE DATE RANGE: 1/01/1998 THRU 99/99/9999
PAY DATE RANGE: 8/03/2019 THRU 8/15/2019
BUDGET TO USE: CB-CURRENT BUDGET

VENDOR	NAME	ITEM #	G/L ACCOUNT	NAME	DESCRIPTION	CHECK #	AMOUNT
01-002434	CINDY BOUDLOCHE	I-DWE201908056469	01 2469	DEBTORS WAGE :	CASE NO 16-10432	145119	1,492.15
					VENDOR 01-002434 TOTALS		1,492.15
01-003185	OFFICE OF THE ATTY GEN	I-C1C201908056469	01 2473	CHILD SUPPORT:	ORDER NO 2015-DCL-56	001423	339.23
01-003185	OFFICE OF THE ATTY GEN	I-C1Q201908056469	01 2473	CHILD SUPPORT:	CS 2014-DCL-08362	001423	191.54
01-003185	OFFICE OF THE ATTY GEN	I-C1R201908056469	01 2473	CHILD SUPPORT:	ORDER NO 08-1471	001423	429.23
01-003185	OFFICE OF THE ATTY GEN	I-C21201908056469	01 2473	CHILD SUPPORT:	A/N 0011549506	001423	369.23
01-003185	OFFICE OF THE ATTY GEN	I-C24201908056469	01 2473	CHILD SUPPORT:	A/N 0011488748	001423	259.28
01-003185	OFFICE OF THE ATTY GEN	I-C2Y201908056469	01 2473	CHILD SUPPORT:	ORDER # 2019-DCL-011	001423	163.85
01-003185	OFFICE OF THE ATTY GEN	I-C3L201908056469	01 2473	CHILD SUPPORT:	CASE ID: 0012471241	001423	228.46
01-003185	OFFICE OF THE ATTY GEN	I-C51201908056469	01 2473	CHILD SUPPORT:	A/N 0012375322	001422	294.33
01-003185	OFFICE OF THE ATTY GEN	I-C77201908056469	01 2473	CHILD SUPPORT:	A/N 0010353126	001423	159.23
01-003185	OFFICE OF THE ATTY GEN	I-C82201908056469	01 2473	CHILD SUPPORT:	ORDER #2012-DCL-0866	001423	410.77
01-003185	OFFICE OF THE ATTY GEN	I-C91201908056469	01 2473	CHILD SUPPORT:	AG 0012920905	001423	296.77
01-003185	OFFICE OF THE ATTY GEN	I-C93201908056469	01 2473	CHILD SUPPORT:	ORDER # 99125207D	001423	101.54
01-003185	OFFICE OF THE ATTY GEN	I-C95201908056469	01 2473	CHILD SUPPORT:	CASE #0013025749	001423	420.00
					VENDOR 01-003185 TOTALS		3,663.46
01-006133	DEARBORN LIFE INSURANC	I-070119	01 2465	VTL LIFE INSU:	EMP BILLING 7-1-19 T	145129	60.34
01-006133	DEARBORN LIFE INSURANC	I-070119	01 48042	MISCELLANEOUS:	EMP BILLING 7-1-19 T	145129	0.01-
					VENDOR 01-006133 TOTALS		60.33
01-006163	AMERICAN GENERAL LIFE	I-062619	01 2485	AMERICAN GENE:	EMP ALLOCATIONS FOR	145130	117.76
					VENDOR 01-006163 TOTALS		117.76
01-007001	ANA GARZA	I-C04201908056469	01 2473	CHILD SUPPORT:	A/N 2003-03-1480-B	145132	194.88
					VENDOR 01-007001 TOTALS		194.88
01-019222	S.P.I. FIREFIGHTERS AS	I-080619	01 2472	FIREFIGHTERS :	ASSOC. DUES PAYROLL	145145	377.00
					VENDOR 01-019222 TOTALS		377.00
01-019327	SOUTH PADRE ISLAND PRO	I-080719	01 2487	POLICE DEPT A:	ASSOC. DUES PAYROLL	000353	75.00
					VENDOR 01-019327 TOTALS		75.00

5-16

VENDOR SET: 01 City of South Padre Islan BANK: ALL

FUND : 01 GENERAL FUND

DEPARTMENT: N/A NON-DEPARTMENTAL

INVOICE DATE RANGE: 1/01/1998 THRU 99/99/9999

PAY DATE RANGE: 8/03/2019 THRU 8/15/2019

BUDGET TO USE: CB-CURRENT BUDGET

VENDOR	NAME	ITEM #	G/L ACCOUNT	NAME	DESCRIPTION	CHECK #	AMOUNT
01-019527	DENNIS STAHL	I-080819	01 47046	ANIMAL/COMPOS:	REFUND ANIMAL TRAP	145202	40.00
					VENDOR 01-019527 TOTALS		40.00
01-020057	TML MULTISTATE IEBP	I-080719	01 2461	TML MEDICAL :	AUG 2019 MEDICAL PRE	000354	17,105.62
01-020057	TML MULTISTATE IEBP	I-080719	01 2484	VISION :	AUG 2019 MEDICAL PRE	000354	513.00
					VENDOR 01-020057 TOTALS		17,618.62
01-020100	T.M.R.S.	I-081319-1	01 2470	T.M.R.S. :	JULY 2019 CITY CONTR	000364	46,736.73
					VENDOR 01-020100 TOTALS		46,736.73
01-020700	TRANSAMERICA WORKSITE	I-2503439456	01 2464	TRANSAMERICA :	BILL 7-1-19 TO 7-31-	145153	15.18
01-020700	TRANSAMERICA WORKSITE	I-2503439456	01 48042	MISCELLANEOUS:	BILL 7-1-19 TO 7-31-	145153	0.01-
					VENDOR 01-020700 TOTALS		15.17
01-023143	ALISHA N WORKMAN	I-R010055781	01 2491	AFLAC INSURAN:	REIM AFLAC PREMIUM R	000360	539.64
01-023143	ALISHA N WORKMAN	I-R010063267	01 2491	AFLAC INSURAN:	REIM. AFLAC PREMIUM	000360	83.08
					VENDOR 01-023143 TOTALS		622.72
01-1	MCDONALD, IVAN HERNAN	I-000201908086470	01 2424	MUN. COURT BO:	Bond Refund:44248A	145217	270.00
01-1	HERNANDEZ, FRANCISCO	I-000201908086471	01 2424	MUN. COURT BO:	Bond Refund:28744C	145218	30.00
01-1	DENNIS BARRETT	I-01219	01 47046	ANIMAL/COMPOS:	DENNIS BARRETT: REFU	145160	20.00
01-1	TERRI LATHAM	I-01223	01 47046	ANIMAL/COMPOS:	TERRI LATHAM: REFUND	145161	20.00
01-1	CAMERON COUNTY CLERK'S	I-080819	01 2424	MUN. COURT BO:	CAMERON COUNTY CLERK	145168	402.00
01-1	ROBERT MEAGER	I-080919	01 47046	ANIMAL/COMPOS:	ROBERT MEAGER: REFUN	145213	20.00
					VENDOR 01-1 TOTALS		762.00

DEPARTMENT NON-DEPARTMENTAL TOTAL: 71,775.82

5·17

VENDOR SET: 01 City of South Padre Islan BANK: ALL
FUND : 01 GENERAL FUND
DEPARTMENT: 512 CITY MANAGERS OFFICE
INVOICE DATE RANGE: 1/01/1998 THRU 99/99/9999
PAY DATE RANGE: 8/03/2019 THRU 8/15/2019
BUDGET TO USE: CB-CURRENT BUDGET

VENDOR	NAME	ITEM #	G/L ACCOUNT	NAME	DESCRIPTION	CHECK #	AMOUNT
01-008269	HILDA'S CLEANERS	I-431558	01 512-0101	OFFICE SUPPLI:	DRY CLEANED TABLE CL	145135	36.00
					VENDOR 01-008269 TOTALS		36.00
01-016600	PT ISABEL/SO PADRE PRE	I-080119	01 512-0551	DUES & MEMBER:	YEARLY SUBSCRIPTION	145194	22.00
01-016600	PT ISABEL/SO PADRE PRE	1-18	01 512-0540	ADVERTISING :	7-31-19 STATEMENT	145194	90.00
01-016600	PT ISABEL/SO PADRE PRE	I-18	01 512-0540	ADVERTISING :	7-31-19 STATEMENT	145194	135.00
01-016600	PT ISABEL/SO PADRE PRE	I-18	01 512-0540	ADVERTISING :	7-31-19 STATEMENT	145194	90.00
					VENDOR 01-016600 TOTALS		337.00
01-020057	TML MULTISTATE IEBP	I-080719	01 512-0081	GROUP INSURAN:	AUG 2019 MEDICAL PRE	000354	2,347.92
					VENDOR 01-020057 TOTALS		2,347.92
01-020100	T.M.R.S.	I-081319-1	01 512-0080	TMRS :	JULY 2019 CITY CONTR	000364	4,122.15
					VENDOR 01-020100 TOTALS		4,122.15
				DEPARTMENT 512	CITY MANAGERS OFFICE	TOTAL:	6,843.07

5-18

VENDOR SET: 01 City of South Padre Islan BANK: ALL

FUND : 01 GENERAL FUND

DEPARTMENT: 513 FINANCE DEPARTMENT

INVOICE DATE RANGE: 1/01/1998 THRU 99/99/9999

PAY DATE RANGE: 8/03/2019 THRU 8/15/2019

BUDGET TO USE: CB-CURRENT BUDGET

VENDOR	NAME	ITEM #	G/L ACCOUNT	NAME	DESCRIPTION	CHECK #	AMOUNT
01-020057	TML MULTISTATE IEBP	I-080719	01 513-0081	GROUP INSURAN:	AUG 2019 MEDICAL PRE	000354	3,531.15
					VENDOR 01-020057 TOTALS		3,531.15
01-020100	T.M.R.S.	I-081319-1	01 513-0080	TMRS :	JULY 2019 CITY CONTR	000364	3,267.10
					VENDOR 01-020100 TOTALS		3,267.10
				DEPARTMENT 513	FINANCE DEPARTMENT	TOTAL:	6,798.25

5-19

VENDOR SET: 01 City of South Padre Islan BANK: ALL

FUND : 01 GENERAL FUND

DEPARTMENT: 514 PLANNING DEPARTMENT

INVOICE DATE RANGE: 1/01/1998 THRU 99/99/9999

PAY DATE RANGE: 8/03/2019 THRU 8/15/2019

BUDGET TO USE: CB-CURRENT BUDGET

VENDOR	NAME	ITEM #	G/L ACCOUNT	NAME	DESCRIPTION	CHECK #	AMOUNT
01-016600	PT ISABEL/SO PADRE PRE	I-18	01 514-0540	ADVERTISING	: 7-31-19 STATEMENT	145194	150.00
					VENDOR 01-016600 TOTALS		150.00
01-020057	TML MULTISTATE IEBP	I-080719	01 514-0081	GROUP INSURAN	: AUG 2019 MEDICAL PRE	000354	1,041.08
					VENDOR 01-020057 TOTALS		1,041.08
01-020100	T.M.R.S.	I-081319-1	01 514-0080	TMRS	: JULY 2019 CITY CONTR	000364	1,363.16
					VENDOR 01-020100 TOTALS		1,363.16
				DEPARTMENT 514	PLANNING DEPARTMENT	TOTAL:	2,554.24

5.00

VENDOR SET: 01 City of South Padre Islan BANK: ALL

FUND : 01 GENERAL FUND

DEPARTMENT: 515 TECHNOLOGY DEPARTMENT

INVOICE DATE RANGE: 1/01/1998 THRU 99/99/9999

PAY DATE RANGE: 8/03/2019 THRU 8/15/2019

BUDGET TO USE: CB-CURRENT BUDGET

VENDOR	NAME	ITEM #	G/L ACCOUNT	NAME	DESCRIPTION	CHECK #	AMOUNT
01-001161	AT&T	I-080319	01 515-0501	COMMUNICATION:	SERVICE 8-3-19 TO 9-	145171	1,040.68
					VENDOR 01-001161 TOTALS		1,040.68
01-019502	AT&T	I-080319	01 515-0501	COMMUNICATION:	SERVICES 8-3-19 TO 9	145200	152.63
01-019502	AT&T	I-080319-1	01 515-0501	COMMUNICATION:	SERVICES 8-3-19 TO 9	145200	39.45
					VENDOR 01-019502 TOTALS		192.08
01-020057	TML MULTISTATE IEBP	I-080719	01 515-0081	GROUP INSURAN:	AUG 2019 MEDICAL PRE	000354	1,051.08
					VENDOR 01-020057 TOTALS		1,051.08
01-020100	T.M.R.S.	I-081319-1	01 515-0080	TMRS :	JULY 2019 CITY CONTR	000364	2,218.83
					VENDOR 01-020100 TOTALS		2,218.83
				DEPARTMENT 515	TECHNOLOGY DEPARTMENT	TOTAL:	4,502.67

5-21

VENDOR SET: 01 City of South Padre Islan BANK: ALL

FUND : 01 GENERAL FUND

DEPARTMENT: 516 HUMAN RESOURCES

INVOICE DATE RANGE: 1/01/1998 THRU 99/99/9999

PAY DATE RANGE: 8/03/2019 THRU 8/15/2019

BUDGET TO USE: CB-CURRENT BUDGET

VENDOR	NAME	ITEM #	G/L ACCOUNT	NAME	DESCRIPTION	CHECK #	AMOUNT
01-006101	FIRST CHECK	I-16901	01 516-0530	PROFESSIONAL :	EMP SSN VERIFICATION	145178	18.00
					VENDOR 01-006101 TOTALS		18.00
01-018524	WENDY SALDANA	I-080119	01 516-0550	TRAVEL EXPENS:	REIM MILEAGE	000357	36.08
					VENDOR 01-018524 TOTALS		36.08
01-020057	TML MULTISTATE IEBP	I-080719	01 516-0081	GROUP INSURAN:	AUG 2019 MEDICAL PRE	000354	1,448.99
					VENDOR 01-020057 TOTALS		1,448.99
01-020100	T.M.R.S.	I-081319-1	01 516-0080	TMRS :	JULY 2019 CITY CONTR	000364	1,535.47
					VENDOR 01-020100 TOTALS		1,535.47
				DEPARTMENT 516	HUMAN RESOURCES	TOTAL:	3,038.54

5-22

VENDOR SET: 01 City of South Padre Islan BANK: ALL

FUND : 01 GENERAL FUND

DEPARTMENT: 520 MUNICIPAL COURT

INVOICE DATE RANGE: 1/01/1998 THRU 99/99/9999

PAY DATE RANGE: 8/03/2019 THRU 8/15/2019

BUDGET TO USE: CB-CURRENT BUDGET

VENDOR	NAME	ITEM #	G/L ACCOUNT	NAME	DESCRIPTION	CHECK #	AMOUNT
01-004101	STUART J. DIAMOND	I-080119	01 520-0530	PROFESSIONAL :	PROF. SERV. 2018-19	000350	1,335.00
					VENDOR 01-004101 TOTALS		1,335.00
01-013410	MUNICIPAL SERVICES BUR	I-746670	01 520-0531	WARRANT COLLE:	SOUTTX2 MAY & JUNE	145190	155.88
01-013410	MUNICIPAL SERVICES BUR	I-749605	01 520-0531	WARRANT COLLE:	SOUCTTX2 FOR JUNE 20	145191	50.95
					VENDOR 01-013410 TOTALS		206.83
01-020057	TML MULTISTATE IEBP	I-080719	01 520-0081	GROUP INSURAN:	AUG 2019 MEDICAL PRE	000354	2,602.70
					VENDOR 01-020057 TOTALS		2,602.70
01-020100	T.M.R.S.	I-081319-1	01 520-0080	TMRS :	JULY 2019 CITY CONTR	000364	1,013.14
					VENDOR 01-020100 TOTALS		1,013.14
				DEPARTMENT 520	MUNICIPAL COURT	TOTAL:	5,157.67

5.23

VENDOR SET: 01 City of South Padre Islan BANK: ALL
FUND : 01 GENERAL FUND
DEPARTMENT: 521 POLICE DEPARTMENT
INVOICE DATE RANGE: 1/01/1998 THRU 99/99/9999
PAY DATE RANGE: 8/03/2019 THRU 8/15/2019
BUDGET TO USE: CB-CURRENT BUDGET

VENDOR	NAME	ITEM #	G/L	ACCOUNT	NAME	DESCRIPTION	CHECK #	AMOUNT
01-007006	GT DISTRIBUTORS, INC.	I-0720732	01	521-0530	PROFESSIONAL :	NAME PLATES FOR OFFI	145181	78.84
						VENDOR 01-007006 TOTALS		78.84
01-018500	SAFARI LAND LLC	I-080719	01	521-0513	TRAINING EXPE:	REG. FEE V ESPINOZA	145198	350.00
						VENDOR 01-018500 TOTALS		350.00
01-020057	TML MULTISTATE IEBP	I-080719	01	521-0081	GROUP INSURAN:	AUG 2019 MEDICAL PRE	000354	18,196.26
						VENDOR 01-020057 TOTALS		18,196.26
01-020100	T.M.R.S.	I-081319-1	01	521-0080	TMRS :	JULY 2019 CITY CONTR	000364	19,981.12
						VENDOR 01-020100 TOTALS		19,981.12
01-027012	TEXAS NARCOTIC OFFICER	I-14627	01	521-0551	DUES & MEMBER:	MEMBERSHIP JORGE VAS	145211	40.00
01-027012	TEXAS NARCOTIC OFFICER	I-14628	01	521-0551	DUES & MEMBER:	MEMBERSHIP DANIEL CR	145211	40.00
01-027012	TEXAS NARCOTIC OFFICER	I-14634	01	521-0551	DUES & MEMBER:	MEMBERSHIP RAUL HINO	145211	40.00
01-027012	TEXAS NARCOTIC OFFICER	I-8597	01	521-0513	TRAINING EXPE:	PD-3 REGISTRATIO FEE	145211	975.00
						VENDOR 01-027012 TOTALS		1,095.00
01-1	T.A.H.N. OFFICE	I-080219	01	521-0513	TRAINING EXPE:	T.A.H.N. OFFICE: REG	145212	80.00
						VENDOR 01-1 TOTALS		80.00

DEPARTMENT 521 POLICE DEPARTMENT TOTAL: 39,781.22

5-24

VENDOR SET: 01 City of South Padre Islan BANK: ALL

FUND : 01 GENERAL FUND

DEPARTMENT: 522 FIRE DEPARTMENT

INVOICE DATE RANGE: 1/01/1998 THRU 99/99/9999

PAY DATE RANGE: 8/03/2019 THRU 8/15/2019

BUDGET TO USE: CB-CURRENT BUDGET

VENDOR	NAME	ITEM #	G/L ACCOUNT	NAME	DESCRIPTION	CHECK #	AMOUNT
01-002145	BIO-OPS, LLC	I-17-10763	01 522-0415	SERVICE CONTR:	MONTHLY SERVICE FEE	145215	30.00
					VENDOR 01-002145 TOTALS		30.00
01-007075	GALLS, LLC	I-013210098	01 522-0130	WEARING APPAR:	S/S POLO FOR CHIEF	145182	90.93
					VENDOR 01-007075 TOTALS		90.93
01-007600	GULF COAST PAPER CO. I	I-1710776	01 522-0170	DORM AND KITC:	CLEANING SUPPLIES	145133	42.28
					VENDOR 01-007600 TOTALS		42.28
01-008313	HENRY SCHEIN INC	I-67397267-1	01 522-0114	MEDICAL SUPPL:	DOWNSTREAM HOSTING	145216	58.36
					VENDOR 01-008313 TOTALS		58.36
01-020057	TML MULTISTATE IEBP	I-080719	01 522-0081	GROUP INSURAN:	AUG 2019 MEDICAL PRE	000354	12,953.37
					VENDOR 01-020057 TOTALS		12,953.37
01-020100	T.M.R.S.	I-081319-1	01 522-0080	TMRS :	JULY 2019 CITY CONTR	000364	18,378.07
					VENDOR 01-020100 TOTALS		18,378.07
01-023900	XEROX CORPORATION	I-097679106	01 522-0510	RENTAL OF EQU:	RENTAL FIRE 6-21 TO	145158	275.71
					VENDOR 01-023900 TOTALS		275.71
				DEPARTMENT 522	FIRE DEPARTMENT	TOTAL:	31,828.72

5-25

VENDOR SET: 01 City of South Padre Islan BANK: ALL

FUND : 01 GENERAL FUND

DEPARTMENT: 532 HEALTH/CODE ENFORCEMENT

INVOICE DATE RANGE: 1/01/1998 THRU 99/99/9999

PAY DATE RANGE: 8/03/2019 THRU 8/15/2019

BUDGET TO USE: CB-CURRENT BUDGET

VENDOR	NAME	ITEM #	G/L ACCOUNT	NAME	DESCRIPTION	CHECK #	AMOUNT
01-007126	JUAN GOMEZ JR.	I-6484	01 532-0545	LOT MOWING	: YARD MAINTENANCE	000351	40.00
					VENDOR 01-007126 TOTALS		40.00
01-008133	MIGUEL ANGEL HERNANDEZ	I-13-19	01 532-0545	LOT MOWING	: LAWN LABOR NAT. HABI	000352	50.00
01-008133	MIGUEL ANGEL HERNANDEZ	I-14-19	01 532-0545	LOT MOWING	: LAWN LABOR NATURAL	000352	50.00
					VENDOR 01-008133 TOTALS		100.00
01-016600	PT ISABEL/SO PADRE PRE	I-18	01 532-0540	ADVERTISING	: 7-31-19 STATEMENT	145194	225.00
					VENDOR 01-016600 TOTALS		225.00
01-020057	TML MULTISTATE IEBP	I-080719	01 532-0081	GROUP INSURAN	: AUG 2019 MEDICAL PRE	000354	3,073.66
					VENDOR 01-020057 TOTALS		3,073.66
01-020100	T.M.R.S.	I-081319-1	01 532-0080	TMRS	: JULY 2019 CITY CONTR	000364	2,515.08
					VENDOR 01-020100 TOTALS		2,515.08
01-020602	TOUCAN GRAPHICS	I-27441	01 532-9186	KEEP SPI BEAU	: ALUM. 32X24 SIGN KEE	145208	207.00
					VENDOR 01-020602 TOTALS		207.00

DEPARTMENT 532 HEALTH/CODE ENFORCEMENT TOTAL: 6,160.74

5-26

VENDOR SET: 01 City of South Padre Islan BANK: ALL

FUND : 01 GENERAL FUND

DEPARTMENT: 540 FLEET MANAGEMENT

INVOICE DATE RANGE: 1/01/1998 THRU 99/99/9999

PAY DATE RANGE: 8/03/2019 THRU 8/15/2019

BUDGET TO USE: CB-CURRENT BUDGET

VENDOR	NAME	ITEM #	G/L ACCOUNT	NAME	DESCRIPTION	CHECK #	AMOUNT
01-012091	CINTAS CORP.	I-4026848484	01 540-0130	WEARING APPAR:	UNIFORM LAUNDERING P	145141	21.67
01-012091	CINTAS CORP.	I-4027322804	01 540-0130	WEARING APPAR:	UNIFORM LAUNDERING	145187	21.67
					VENDOR 01-012091 TOTALS		43.34
01-019311	SOUTHERN TIRE MART, LL	I-4880003492	01 540-0111-01	TIRES & TUBES:	PD-TAHOES TIRES	145146	992.00
01-019311	SOUTHERN TIRE MART, LL	I-4880003493	01 540-0111-01	TIRES & TUBES:	TIRES FOR PD EXPLORE	145146	1,040.00
					VENDOR 01-019311 TOTALS		2,032.00
01-020057	TML MULTISTATE IEBP	I-080719	01 540-0081	GROUP INSURAN:	AUG 2019 MEDICAL PRE	000354	1,041.08
					VENDOR 01-020057 TOTALS		1,041.08
01-020100	T.M.R.S.	I-081319-1	01 540-0080	TMRS :	JULY 2019 CITY CONTR	000364	771.88
					VENDOR 01-020100 TOTALS		771.88
01-020203	TIPTON MOTORS, INC	I-158267	01 540-0420-01	REPAIRS & MAI:	STEERING GEAR BOX PD	145207	718.64
					VENDOR 01-020203 TOTALS		718.64
01-021226	US BANK VOYAGER FLEET	I-869326488930	01 540-0104-01	FUEL & LUBRIC:	JUNE 25TH THRU JULY	145210	4,937.09
01-021226	US BANK VOYAGER FLEET	I-869326488930	01 540-0104-02	FUEL & LUBRIC:	JUNE 25TH THRU JULY	145210	972.50
01-021226	US BANK VOYAGER FLEET	I-869326488930	01 540-0104-03	FUEL & LUBRIC:	JUNE 25TH THRU JULY	145210	3,455.53
01-021226	US BANK VOYAGER FLEET	I-869326488930	01 540-0104-04	FUEL & LUBRIC:	JUNE 25TH THRU JULY	145210	1,711.46
01-021226	US BANK VOYAGER FLEET	I-869326488930	01 540-0104-05	FUEL & LUBRIC:	JUNE 25TH THRU JULY	145210	1,713.77
					VENDOR 01-021226 TOTALS		12,790.35

DEPARTMENT 540 FLEET MANAGEMENT TOTAL: 17,397.29

5-27

VENDOR SET: 01 City of South Padre Islan BANK: ALL

FUND : 01 GENERAL FUND

DEPARTMENT: 541 BUILDING MAINTENANCE

INVOICE DATE RANGE: 1/01/1998 THRU 99/99/9999

PAY DATE RANGE: 8/03/2019 THRU 8/15/2019

BUDGET TO USE: CB-CURRENT BUDGET

VENDOR	NAME	ITEM #	G/L ACCOUNT	NAME	DESCRIPTION	CHECK #	AMOUNT
01-008264	HOLT CAT	I-RIES31460020	01 541-0415	SERVICE CONTR:	PARTS FOR EMERG REPA	145134	1,261.51
					VENDOR 01-008264 TOTALS		1,261.51
01-012051	JR'S ELECTRIC & SONS I	I-13919	01 541-0410	MACHINERY & E:	CMO'S OFFICE REPAIRS	145139	99.00
					VENDOR 01-012051 TOTALS		99.00
01-012091	CINTAS CORP.	I-4026848484	01 541-0130	WEARING APPAR:	UNIFORM LAUNDERING P	145141	21.67
01-012091	CINTAS CORP.	I-4026848484	01 541-0160	LAUNDRY & JAN:	UNIFORM LAUNDERING P	145141	251.60
01-012091	CINTAS CORP.	I-4027322804	01 541-0130	WEARING APPAR:	UNIFORM LAUNDERING	145187	21.67
01-012091	CINTAS CORP.	I-4027322804	01 541-0160	LAUNDRY & JAN:	UNIFORM LAUNDERING	145187	251.60
					VENDOR 01-012091 TOTALS		546.54
01-020057	TML MULTISTATE IEBP	I-080719	01 541-0081	GROUP INSURAN:	AUG 2019 MEDICAL PRE	000354	1,041.08
					VENDOR 01-020057 TOTALS		1,041.08
01-020100	T.M.R.S.	I-081319-1	01 541-0080	TMRS :	JULY 2019 CITY CONTR	000364	509.10
					VENDOR 01-020100 TOTALS		509.10
01-020181	THYSSENKRUPP ELEVATOR	I-3004674403	01 541-0415	SERVICE CONTR:	ELEVATOR MAINTENANCE	145147	2,400.00
					VENDOR 01-020181 TOTALS		2,400.00
					DEPARTMENT 541 BUILDING MAINTENANCE	TOTAL:	5,857.23

5-28

VENDOR SET: 01 City of South Padre Islan BANK: ALL

FUND : 01 GENERAL FUND

DEPARTMENT: 542 INSPECTIONS DIVISION

INVOICE DATE RANGE: 1/01/1998 THRU 99/99/9999

PAY DATE RANGE: 8/03/2019 THRU 8/15/2019

BUDGET TO USE: CB-CURRENT BUDGET

VENDOR	NAME	ITEM #	G/L ACCOUNT	NAME	DESCRIPTION	CHECK #	AMOUNT
01-020057	TML MULTISTATE IEBP	I-080719	01 542-0081	GROUP INSURAN:	AUG 2019 MEDICAL PRE	000354	1,571.62
					VENDOR 01-020057 TOTALS		1,571.62
01-020100	T.M.R.S.	I-081319-1	01 542-0080	TMRS :	JULY 2019 CITY CONTR	000364	1,484.77
					VENDOR 01-020100 TOTALS		1,484.77
				DEPARTMENT 542	INSPECTIONS DIVISION	TOTAL:	3,056.39

5.29

VENDOR SET: 01 City of South Padre Islan BANK: ALL
FUND : 01 GENERAL FUND
DEPARTMENT: 543 PUBLIC WORKS DEPARTMENT
INVOICE DATE RANGE: 1/01/1998 THRU 99/99/9999
PAY DATE RANGE: 8/03/2019 THRU 8/15/2019
BUDGET TO USE: CB-CURRENT BUDGET

VENDOR	NAME	ITEM #	G/L ACCOUNT	NAME	DESCRIPTION	CHECK #	AMOUNT
01-001129	A & W OFFICE SUPPLY IN	I-637150-0	01 543-0101	OFFICE SUPPLI:	OFFICE SUPPLIES	145118	51.42
					VENDOR 01-001129 TOTALS		51.42
01-003704	CAMERON COUNTY	I-072319	01 543-0432	CAUSEWAY LIGH:	CAUSEWAY LIGHTING	145174	126.28
					VENDOR 01-003704 TOTALS		126.28
01-012091	CINTAS CORP.	I-4026848484	01 543-0130	WEARING APPAR:	UNIFORM LAUNDERING P	145141	165.63
01-012091	CINTAS CORP.	I-4027322804	01 543-0130	WEARING APPAR:	UNIFORM LAUNDERING	145187	466.23
					VENDOR 01-012091 TOTALS		631.86
01-016600	PT ISABEL/SO PADRE PRE	I-18	01 543-0540	ADVERTISING :	7-31-19 STATEMENT	145194	150.00
01-016600	PT ISABEL/SO PADRE PRE	I-18	01 543-0540	ADVERTISING :	7-31-19 STATEMENT	145194	150.00
01-016600	PT ISABEL/SO PADRE PRE	I-18	01 543-0540	ADVERTISING :	7-31-19 STATEMENT	145194	150.00
					VENDOR 01-016600 TOTALS		450.00
01-018295	JOSE RUBEN RUBIO	I-6481	01 543-0416	STREETS & RIG:	ROAD REPAIR 1 LOAD L	145197	430.00
					VENDOR 01-018295 TOTALS		430.00
01-020057	TML MULTISTATE IEBP	I-080719	01 543-0081	GROUP INSURAN:	AUG 2019 MEDICAL PRE	000354	9,822.18
					VENDOR 01-020057 TOTALS		9,822.18
01-020100	T.M.R.S.	I-081319-1	01 543-0080	TMRS :	JULY 2019 CITY CONTR	000364	6,808.31
					VENDOR 01-020100 TOTALS		6,808.31
01-040010	MARTIN PENA	I-37682	01 543-0112	SIGNS :	STREET SIGNS FOR SPI	145159	4,298.05
					VENDOR 01-040010 TOTALS		4,298.05

DEPARTMENT 543 PUBLIC WORKS DEPARTMENT TOTAL: 22,618.10

5-30

VENDOR SET: 01 City of South Padre Islan BANK: ALL

FUND : 01 GENERAL FUND

DEPARTMENT: 570 GENERAL SERVICES

INVOICE DATE RANGE: 1/01/1998 THRU 99/99/9999

PAY DATE RANGE: 8/03/2019 THRU 8/15/2019

BUDGET TO USE: CB-CURRENT BUDGET

VENDOR	NAME	ITEM #	G/L ACCOUNT		NAME	DESCRIPTION	CHECK #	AMOUNT
01-004133	DENTON NAVARRO ROCHA B	I-25113	01	570-9030	LEGAL SERVICE:	PROF. SERV. GEN. FUN	145175	4,228.50
01-004133	DENTON NAVARRO ROCHA B	I-25114	01	570-9030	LEGAL SERVICE:	PROF. SERVICES	145175	610.00
01-004133	DENTON NAVARRO ROCHA B	I-25115	01	570-9030	LEGAL SERVICE:	PROFESSIONAL SERVICE	145175	129.50
01-004133	DENTON NAVARRO ROCHA B	I-25116	01	570-9030	LEGAL SERVICE:	PROF. SERV. GEN. FUN	145175	250.50
01-004133	DENTON NAVARRO ROCHA B	I-25117	01	570-9030	LEGAL SERVICE:	PROF. SERV. GEN. FUN	145175	78.00
01-004133	DENTON NAVARRO ROCHA B	I-25118	01	570-9030	LEGAL SERVICE:	PROF. SERV. GEN. FUN	145175	135.00
01-004133	DENTON NAVARRO ROCHA B	I-25119	01	570-9030	LEGAL SERVICE:	PROF. SERV. GENERAL	145175	1,504.50
01-004133	DENTON NAVARRO ROCHA B	I-25120	01	570-9030	LEGAL SERVICE:	PROF. SERV. GENERAL	145175	547.00
01-004133	DENTON NAVARRO ROCHA B	I-25121	01	570-9030	LEGAL SERVICE:	PROF. SERV. GENERAL	145175	74.00
						VENDOR 01-004133 TOTALS		7,557.00
01-013404	MOUNTAIN GLACIER, LLC	I-0301168875	01	570-0581	WATER, SEWER,:	14 5 GAL H2O ACCT 03	145189	63.00
01-013404	MOUNTAIN GLACIER, LLC	I-0301184967	01	570-0581	WATER, SEWER,:	11 5 GAL WATER ACCT	145143	49.50
01-013404	MOUNTAIN GLACIER, LLC	I-0301184969	01	570-0581	WATER, SEWER,:	14 5 GAL WATER ACCT	145143	63.00
01-013404	MOUNTAIN GLACIER, LLC	I-0301184977	01	570-0581	WATER, SEWER,:	12 5 GAL WATER ACCT	145143	54.00
01-013404	MOUNTAIN GLACIER, LLC	I-031184977	01	570-0581	WATER, SEWER,:	12 5 GAL H2O ACCT 03	145189	54.00
						VENDOR 01-013404 TOTALS		283.50
01-013420	MUNICIPAL CODE CORPORA	I-331414	01	570-9174	RECORDS MANAG:	MUNICIPAL CODE CORPO	145192	342.00
						VENDOR 01-013420 TOTALS		342.00
01-018154	REPUBLIC SERVICES #863	I-0863001687710	01	570-0581	WATER, SEWER,:	4501 PADRE 8-1 TO 8-	145195	582.29
01-018154	REPUBLIC SERVICES #863	I-0863001690879	01	570-0581	WATER, SEWER,:	108 W RETAMA 2 WASTE	145195	3,145.29
						VENDOR 01-018154 TOTALS		3,727.58
01-023900	XEROX CORPORATION	I-097679102	01	570-0510	RENTAL OF EQU:	ADM. COPIER/PRINTER	145158	1,041.11
01-023900	XEROX CORPORATION	I-097679103	01	570-0510	RENTAL OF EQU:	ADM. COPIER/PRINTER	145158	108.48
01-023900	XEROX CORPORATION	I-097679105	01	570-0510	RENTAL OF EQU:	COPIER/PRINTER LEASE	145158	485.63
01-023900	XEROX CORPORATION	I-097679107	01	570-0510	RENTAL OF EQU:	COPIER LEASE PUB. WR	145158	958.72
01-023900	XEROX CORPORATION	I-097679108	01	570-0510	RENTAL OF EQU:	COPIER/PRINTER PD -C	145158	721.64
01-023900	XEROX CORPORATION	I-097679112	01	570-0510	RENTAL OF EQU:	CITY HALL RECEPTION	145158	85.85
						VENDOR 01-023900 TOTALS		3,401.43

DEPARTMENT 570 GENERAL SERVICES TOTAL: 15,311.51

VENDOR SET 01 GENERAL FUND TOTAL: 242,681.46

5-31

VENDOR SET: 01 City of South Padre Islan BANK: ALL
FUND : 02 HOTEL/MOTEL TAX FUND
DEPARTMENT: 590 VISITORS BUREAU
INVOICE DATE RANGE: 1/01/1998 THRU 99/99/9999
PAY DATE RANGE: 8/03/2019 THRU 8/15/2019
BUDGET TO USE: CB-CURRENT BUDGET

VENDOR	NAME	ITEM #	G/L ACCOUNT	NAME	DESCRIPTION	CHECK #	AMOUNT
01-002893	BUGWORKS TERMITE & PES	I-080619	02 590-0415	SERVICE CONTR:	PEST CONTROL VC	145121	49.16
					VENDOR 01-002893 TOTALS		49.16
01-018154	REPUBLIC SERVICES #863	I-0863001689051	02 590-0581	WATER,SEWER &:	610 PADRE BLVD 8-1 T	145195	105.94
					VENDOR 01-018154 TOTALS		105.94
01-019645	DARIN L. STRONG	I-4903	02 590-1001	BUILDINGS & S:	SERVICE 3 AC'S CVB	145203	180.00
					VENDOR 01-019645 TOTALS		180.00
01-020057	TML MULTISTATE IEBP	I-080719	02 590-0081	GROUP INSURAN:	AUG 2019 MEDICAL PRE	000354	1,561.62
					VENDOR 01-020057 TOTALS		1,561.62
01-020100	T.M.R.S.	I-081319-1	02 590-0080	TMRS :	JULY 2019 CITY CONTR	000364	976.17
					VENDOR 01-020100 TOTALS		976.17
01-020355	TK LAWN CARE	I-1952	02 590-0412	LANDSCAPE :	LANDSCAPE VC	145151	220.00
					VENDOR 01-020355 TOTALS		220.00
01-021226	US BANK VOYAGER FLEET	I-869326488930	02 590-0104	FUELS & LUBRI:	JUNE 25TH THRU JULY	145210	57.98
					VENDOR 01-021226 TOTALS		57.98
01-023900	XEROX CORPORATION	I-097679109	02 590-0510	RENTAL OF EQU:	VIST. CTR 6-21-19 T	145158	250.35
					VENDOR 01-023900 TOTALS		250.35
				DEPARTMENT 590	VISITORS BUREAU	TOTAL:	3,401.22

5-32

VENDOR SET: 01 City of South Padre Islan BANK: ALL
FUND : 02 HOTEL/MOTEL TAX FUND
DEPARTMENT: 592 SALES & ADMINISTRATION
INVOICE DATE RANGE: 1/01/1998 THRU 99/99/9999
PAY DATE RANGE: 8/03/2019 THRU 8/15/2019
BUDGET TO USE: CB-CURRENT BUDGET

VENDOR	NAME	ITEM #	G/L ACCOUNT	NAME	DESCRIPTION	CHECK #	AMOUNT
01-002882	BLIZZARD INTERNET MARK	I-2019-37599	02 592-0415	SERVICE CONTR:	BOOKING ENGINE FOR W	145120	600.00
					VENDOR 01-002882 TOTALS		600.00
01-004133	DENTON NAVARRO ROCHA B	I-25114	02 592-0530	PROFESSIONAL :	PROF. SERVICES	145175	1,224.50
					VENDOR 01-004133 TOTALS		1,224.50
01-006170	MICHAEL FLORES	I-073119	02 592-0550	TRAVEL EXPENS:	PER DIEM FOR TTRA CO	000355	162.00
					VENDOR 01-006170 TOTALS		162.00
01-006173	JESUS FLORES JR.	I-117-1	02 592-0538	CONVENTION SE:	SUMMER MEDIA TOUR	145131	2,640.00
					VENDOR 01-006173 TOTALS		2,640.00
01-013426	MUNI SERVICES, LLC	I-006564	02 592-0530	PROFESSIONAL :	HOTADMIN-FY2018/19	145193	6,041.50
					VENDOR 01-013426 TOTALS		6,041.50
01-018164	EUGENE RIOS	I-080519	02 592-0550	TRAVEL EXPENS:	TACVB CONFENCE PER D	000362	108.00
					VENDOR 01-018164 TOTALS		108.00
01-018167	RIVERA, ELIZABETH	I-062019 C	02 592-0550	TRAVEL EXPENS:	TACVB CONF IN DENTON	145196	108.00
					VENDOR 01-018167 TOTALS		108.00
01-019525	STATE BAR OF TEXAS	I-080919	02 592-0538	CONVENTION SE:	TRANS. SUBSIDY 2019	145201	200.00
					VENDOR 01-019525 TOTALS		200.00
01-020057	TML MULTISTATE IEBP	I-080719	02 592-0081	GROUP INSURAN:	AUG 2019 MEDICAL PRE	000354	5,255.40
					VENDOR 01-020057 TOTALS		5,255.40
01-020100	T.M.R.S.	I-081319-1	02 592-0080	TMRS :	JULY 2019 CITY CONTR	000364	6,551.21
					VENDOR 01-020100 TOTALS		6,551.21

VENDOR SET: 01 City of South Padre Islan BANK: ALL
FUND : 02 HOTEL/MOTEL TAX FUND
DEPARTMENT: 592 SALES & ADMINISTRATION
INVOICE DATE RANGE: 1/01/1998 THRU 99/99/9999
PAY DATE RANGE: 8/03/2019 THRU 8/15/2019
BUDGET TO USE: CB-CURRENT BUDGET

VENDOR	NAME	ITEM #	G/L ACCOUNT	NAME	DESCRIPTION	CHECK #	AMOUNT
01-020104	SCOTT MCGEHEE	I-272	02 592-0108	POSTAGE :	JULY 2019 VIS. INFOR	145204	671.70
01-020104	SCOTT MCGEHEE	I-273	02 592-0108	POSTAGE :	SECOND TOUCH PROGRAM	145204	104.96
					VENDOR 01-020104 TOTALS		776.66
01-020602	TOUCAN GRAPHICS	I-27401	02 592-0538	CONVENTION SE:	800 CT TACVB POSTCAR	145152	132.00
01-020602	TOUCAN GRAPHICS	I-27470	02 592-0538	CONVENTION SE:	LAYOUT OF OCEAN MAST	145208	92.00
					VENDOR 01-020602 TOTALS		224.00
01-021093	EDWARD L. CAUM	I-080619	02 592-0550	TRAVEL EXPENS:	PER DIEM FOR WORKSHO	000359	120.00
					VENDOR 01-021093 TOTALS		120.00
01-021095	UNITED PARCEL SERVICE	I-648239309	02 592-0108	POSTAGE :	WEEKLY SERVICE CHARG	145154	29.00
01-021095	UNITED PARCEL SERVICE	I-648239319	02 592-0108	POSTAGE :	WEEKLY SERVICE CHARG	145209	29.00
					VENDOR 01-021095 TOTALS		58.00
01-021149	MAGDALENA B. VASQUEZ	I-56577	02 592-0101	OFFICE SUPPLI:	LAUNDERING OF LG TAB	145155	54.00
					VENDOR 01-021149 TOTALS		54.00
01-021226	US BANK VOYAGER FLEET	I-869326488930	02 592-0104	FUELS & LUBRI:	JUNE 25TH THRU JULY	145210	119.15
					VENDOR 01-021226 TOTALS		119.15
01-023143	ALISHA N WORKMAN	I-080819	02 592-0550	TRAVEL EXPENS:	PER DIEM ATTENDING E	000360	225.00
					VENDOR 01-023143 TOTALS		225.00
01-023900	XEROX CORPORATION	I-097679100	02 592-0415	SERVICE CONTR:	CVB JULY 2019	145158	1,433.92
01-023900	XEROX CORPORATION	I-097679113	02 592-0415	SERVICE CONTR:	CVB 6-21-19 TO 7-21-	145158	145.33
					VENDOR 01-023900 TOTALS		1,579.25
01-1	CHARLES MCCOOL	I-080519	02 592-0535	FAMILIARIZATI:	CHARLES MCCOOL: REIM	145163	205.24
01-1	TTRA	I-10-2019	02 592-0513	TRAINING EXPE:	TTRA: CONFERENCE REG	145164	295.00
					VENDOR 01-1 TOTALS		500.24

DEPARTMENT 592 SALES & ADMINISTRATION TOTAL: 26,546.91

5-34

VENDOR SET: 01 City of South Padre Islan BANK: ALL

FUND : 02 HOTEL/MOTEL TAX FUND

DEPARTMENT: 593 EVENTS MARKETING

INVOICE DATE RANGE: 1/01/1998 THRU 99/99/9999

PAY DATE RANGE: 8/03/2019 THRU 8/15/2019

BUDGET TO USE: CB-CURRENT BUDGET

VENDOR	NAME	ITEM #	G/L ACCOUNT	NAME	DESCRIPTION	CHECK #	AMOUNT
01-006179	FRIENDS OF RGV REEF	I-081219	02 593-8099	MISC. SPONSOR:	RGV REEF 2018/19	145179	25,000.00
					VENDOR 01-006179 TOTALS		25,000.00
01-013198	ROBERT H MCBEE	I-100	02 593-8099	MISC. SPONSOR:	5K RELAY ON SPI	145188	3,000.00
					VENDOR 01-013198 TOTALS		3,000.00
01-019362	SKYDIVE SPI,LLC	I-081219	02 593-0130	WEARING APPAR:	9 EMBROIDER SHIRTS	145199	72.00
					VENDOR 01-019362 TOTALS		72.00
01-020057	TML MULTISTATE IEBP	I-080719	02 593-0081	GROUP INSURAN:	AUG 2019 MEDICAL PRE	000354	530.54
					VENDOR 01-020057 TOTALS		530.54
01-020100	T.M.R.S.	I-081319-1	02 593-0080	TMRS :	JULY 2019 CITY CONTR	000364	541.35
					VENDOR 01-020100 TOTALS		541.35
01-020602	TOUCAN GRAPHICS	I-27405	02 593-8099	MISC. SPONSOR:	FLYERS LIGHTED BOAT	145152	127.50
01-020602	TOUCAN GRAPHICS	I-27409	02 593-8060	ENTRANCE SIGN:	SETUP SERV. FOR BANN	145152	445.00
01-020602	TOUCAN GRAPHICS	1-27465	02 593-8060	ENTRANCE SIGN:	ART SERV. RIDE FOR R	145208	225.00
					VENDOR 01-020602 TOTALS		797.50
01-022145	VALLEY HAVEN INC.	I-2	02 593-8099	MISC. SPONSOR:	FISHING TOURNAMENT	145157	3,725.00
					VENDOR 01-022145 TOTALS		3,725.00

DEPARTMENT 593 EVENTS MARKETING TOTAL: 33,666.39

5-35

VENDOR SET: 01 City of South Padre Islan BANK: ALL

FUND : 02 HOTEL/MOTEL TAX FUND

DEPARTMENT: 594 MARKETING

INVOICE DATE RANGE: 1/01/1998 THRU 99/99/9999

PAY DATE RANGE: 8/03/2019 THRU 8/15/2019

BUDGET TO USE: CB-CURRENT BUDGET

VENDOR	NAME	ITEM #	G/L ACCOUNT	NAME	DESCRIPTION	CHECK #	AMOUNT
01-009088	INK PUBLISHING CORPORA	I-053864	02 594-0531	MEDIA PLACEME:	UNITED AIRLINES INFL	145136	19,800.00
01-009088	INK PUBLISHING CORPORA	I-053888	02 594-0531	MEDIA PLACEME:	UNITED AIRLINES INFL	145136	11,900.00
					VENDOR 01-009088 TOTALS		31,700.00
01-012090	LAMAR TEXAS LIMITED PA	I-110493595	02 594-0531	MEDIA PLACEME:	OUTDOOR BILLBOARDS R	145140	4,300.00
01-012090	LAMAR TEXAS LIMITED PA	I-110528695	02 594-0531	MEDIA PLACEME:	OUTDOOR BILLBOARDS R	145186	3,750.00
					VENDOR 01-012090 TOTALS		8,050.00
01-013197	CHARLES MATHIS MCCOOL	I-SPI02	02 594-0533	MARKETING :	SOCIAL MEDIA CAMPAIG	145142	700.00
					VENDOR 01-013197 TOTALS		700.00

DEPARTMENT 594 MARKETING TOTAL: 40,450.00

VENDOR SET 02 HOTEL/MOTEL TAX FUND TOTAL: 104,064.52

5-36

VENDOR SET: 01 City of South Padre Islan BANK: ALL

FUND : 03 VENUE PROJECT FUND

DEPARTMENT: 597 VENUE PROJECT

INVOICE DATE RANGE: 1/01/1998 THRU 99/99/9999

PAY DATE RANGE: 8/03/2019 THRU 8/15/2019

BUDGET TO USE: CB-CURRENT BUDGET

VENDOR	NAME	ITEM #	G/L ACCOUNT	NAME	DESCRIPTION	CHECK #	AMOUNT
01-004133	DENTON NAVARRO ROCHA B	I-25114	03 597-0530	PROFESSIONAL :	PROF. SERVICES	145175	61.00
					VENDOR 01-004133 TOTALS		61.00
				DEPARTMENT 597	VENUE PROJECT	TOTAL:	61.00
				VENDOR SET 03	VENUE PROJECT FUND	TOTAL:	61.00

5-37

VENDOR SET: 01 City of South Padre Islan BANK: ALL
FUND : 06 CONVENTION CENTER FUND
DEPARTMENT: 565 CONVENTION CENTER OPER
INVOICE DATE RANGE: 1/01/1998 THRU 99/99/9999
PAY DATE RANGE: 8/03/2019 THRU 8/15/2019
BUDGET TO USE: CB-CURRENT BUDGET

VENDOR	NAME	ITEM #	G/L ACCOUNT	NAME	DESCRIPTION	CHECK #	AMOUNT
01-001129	A & W OFFICE SUPPLY IN	I-637189-0	06 565-0401	FURNITURE & F:	3 CHAIRS CVB	145118	498.00
					VENDOR 01-001129 TOTALS		498.00
01-003150	CAMERON COUNTY PARKS-A	I-070719	06 565-0560	CAMERON COUNT:	LEASE JULY 2019	145173	1,818.51
					VENDOR 01-003150 TOTALS		1,818.51
01-003419	DONNELLY HOLDINGS, LTD	I-164262	06 565-0114	MEDICAL :	MEDICAL SUPPLIES	145123	110.42
					VENDOR 01-003419 TOTALS		110.42
01-004283	ECOLAB INC.	I-6251078473	06 565-0415	SERVICE CONTR:	FOR 8-1-19 TO 8-28-1	145176	155.45
					VENDOR 01-004283 TOTALS		155.45
01-005512	EXPRESS SERVICES, INC.	I-22703603	06 565-0040	TEMPORARY EMP:	HOUSEKEEPER MARTHA H	145127	390.72
01-005512	EXPRESS SERVICES, INC.	I-22741185	06 565-0040	TEMPORARY EMP:	GX111 M DEL ANGEL DE	145177	390.72
					VENDOR 01-005512 TOTALS		781.44
01-007600	GULF COAST PAPER CO. I	I-1710943	06 565-0160	LAUNDRY & JAN:	CLEANING SUPPLIES	145133	385.06
01-007600	GULF COAST PAPER CO. I	I-1713861	06 565-0160	LAUNDRY & JAN:	6MC NAT HI-D SUPPLIE	145183	24.88
01-007600	GULF COAST PAPER CO. I	I-1713912	06 565-0160	LAUNDRY & JAN:	500 CT CUPS	145183	152.68
01-007600	GULF COAST PAPER CO. I	I-1714231	06 565-0160	LAUNDRY & JAN:	MISC. SUPPLIES	145183	398.93
					VENDOR 01-007600 TOTALS		961.55
01-013404	MOUNTAIN GLACIER, LLC	I-0301187203	06 565-0103-01	CONSUMABLES :	8 5 GAL H2O & HOT/ C	145189	42.00
					VENDOR 01-013404 TOTALS		42.00
01-018154	REPUBLIC SERVICES #863	1-0863001689411	06 565-0581	WATER, SEWER :	7355 PADRE BLVD 8-1	145195	874.98
					VENDOR 01-018154 TOTALS		874.98
01-019502	AT&T	I-080319-2	06 565-0501	COMMUNICATION:	SERVICES 8-3-19 TO 9	145200	323.82
					VENDOR 01-019502 TOTALS		323.82

VENDOR SET: 01 City of South Padre Islan BANK: ALL
FUND : 06 CONVENTION CENTER FUND
DEPARTMENT: 565 CONVENTION CENTER OPER
INVOICE DATE RANGE: 1/01/1998 THRU 99/99/9999
PAY DATE RANGE: 8/03/2019 THRU 8/15/2019
BUDGET TO USE: CB-CURRENT BUDGET

VENDOR	NAME	ITEM #	G/L ACCOUNT	NAME	DESCRIPTION	CHECK #	AMOUNT
01-020057	TML MULTISTATE IEBP	I-080719	06 565-0081	GROUP INSURAN:	AUG 2019 MEDICAL PRE	000354	5,725.94
					VENDOR 01-020057 TOTALS		5,725.94
01-020100	T.M.R.S.	I-081319-1	06 565-0080	TMRS :	JULY 2019 CITY CONTR	000364	3,579.90
					VENDOR 01-020100 TOTALS		3,579.90
01-020185	TIME WARNER CABLE	I-0029318080619	06 565-0415	SERVICE CONTR:	MONTHLY INTERNET	145206	3,205.94
					VENDOR 01-020185 TOTALS		3,205.94
01-020219	GREEN , RUBIANO & ASSO	I-6839	06 565-0530	PROFESSIONAL :	SPI BOARDWALK EVALUA	145149	5,580.00
					VENDOR 01-020219 TOTALS		5,580.00
01-021226	US BANK VOYAGER FLEET	I-869326488930	06 565-0104	FUELS & LUBRI:	JUNE 25TH THRU JULY	145210	103.51
					VENDOR 01-021226 TOTALS		103.51
01-1	PASCAL INDUSTRIES	I-5202	06 565-0410	MACHINERY & E:	PASCAL INDUSTRIES: R	145166	250.00
					VENDOR 01-1 TOTALS		250.00

DEPARTMENT 565 CONVENTION CENTER OPER TOTAL: 24,011.46

VENDOR SET 06 CONVENTION CENTER FUND TOTAL: 24,011.46

5-39

VENDOR SET: 01 City of South Padre Islan BANK: ALL

FUND : 09 PARKS, REC & BEAUTIF

DEPARTMENT: 572 GENERAL SERVICES

INVOICE DATE RANGE: 1/01/1998 THRU 99/99/9999

PAY DATE RANGE: 8/03/2019 THRU 8/15/2019

BUDGET TO USE: CB-CURRENT BUDGET

VENDOR	NAME	ITEM #	G/L ACCOUNT	NAME	DESCRIPTION	CHECK #	AMOUNT
01-020057	TML MULTISTATE IEBP	I-080719	09 572-0081	GROUP INSURAN:	AUG 2019 MEDICAL PRE	000354	520.54
					VENDOR 01-020057 TOTALS		520.54
01-020100	T.M.R.S.	I-081319-1	09 572-0080	TMRS :	JULY 2019 CITY CONTR	000364	451.95
					VENDOR 01-020100 TOTALS		451.95
				DEPARTMENT 572	GENERAL SERVICES	TOTAL:	972.49
				VENDOR SET 09	PARKS, REC & BEAUTIF	TOTAL:	972.49

5-40

VENDOR SET: 01 City of South Padre Islan BANK: ALL
FUND : 21 MUN. COURT TECHNOLOGY
DEPARTMENT: 520 MUN COURT TECHNOLOGY
INVOICE DATE RANGE: 1/01/1998 THRU 99/99/9999
PAY DATE RANGE: 8/03/2019 THRU 8/15/2019
BUDGET TO USE: CB-CURRENT BUDGET

VENDOR	NAME	ITEM #	G/L ACCOUNT	NAME	DESCRIPTION	CHECK #	AMOUNT
01-023900	XEROX CORPORATION	I-097679110	21 520-0510	RENTAL OF EQU:	PRINTER/COPIER LEASE	145158	283.65
					VENDOR 01-023900 TOTALS		283.65
				DEPARTMENT 520	MUN COURT TECHNOLOGY	TOTAL:	283.65
				VENDOR SET 21	MUN. COURT TECHNOLOGY	TOTAL:	283.65

5-41

VENDOR SET: 01 City of South Padre Islan BANK: ALL

FUND : 30 TRANSPORTATION

DEPARTMENT: N/A NON-DEPARTMENTAL

INVOICE DATE RANGE: 1/01/1998 THRU 99/99/9999

PAY DATE RANGE: 8/03/2019 THRU 8/15/2019

BUDGET TO USE: CB-CURRENT BUDGET

VENDOR	NAME	ITEM #	G/L ACCOUNT	NAME	DESCRIPTION	CHECK #	AMOUNT
01-020123	TML-INTERGOVERNMENTAL	I-SI768678	30 1400	PREPAID EXPEN:	RENEWAL 7-2-19 TO 7-	145205	8,240.99
					VENDOR 01-020123 TOTALS		8,240.99
				DEPARTMENT	NON-DEPARTMENTAL	TOTAL:	8,240.99

5-42

VENDOR SET: 01 City of South Padre Islan BANK: ALL

FUND : 30 TRANSPORTATION

DEPARTMENT: 591 SPI METRO

INVOICE DATE RANGE: 1/01/1998 THRU 99/99/9999

PAY DATE RANGE: 8/03/2019 THRU 8/15/2019

BUDGET TO USE: CB-CURRENT BUDGET

VENDOR	NAME	ITEM #	G/L ACCOUNT	NAME	DESCRIPTION	CHECK #	AMOUNT
01-001006	GREGORY D. ALEXANDER	I-374314	30 591-0420	MOTOR VEHICLE:	BATTERY UNIT #45	145170	201.68
01-001006	GREGORY D. ALEXANDER	I-673321	30 591-0420	MOTOR VEHICLE:	CLEANING SUPPLIES FO	145117	106.56
01-001006	GREGORY D. ALEXANDER	I-673902	30 591-0420	MOTOR VEHICLE:	FRONT TURN SIGNAL 20	145170	45.69
01-001006	GREGORY D. ALEXANDER	I-673963	30 591-0150	MINOR TOOLS &:	30 IN PLASTIC CART /	145170	156.98
01-001006	GREGORY D. ALEXANDER	I-674123	30 591-0420	MOTOR VEHICLE:	ALTERNATOR	145170	214.84
01-001006	GREGORY D. ALEXANDER	I-674370	30 591-0420	MOTOR VEHICLE:	SUPPLIES TO CLEAN BU	145170	35.51
					VENDOR 01-001006 TOTALS		761.26
01-012091	CINTAS CORP.	I-4026371614	30 591-0130	WEARING APPAR:	UNIFORM LAUNDERING	145141	110.74
01-012091	CINTAS CORP.	I-4026848374	30 591-0130	WEARING APPAR:	LAUNDERING UNIFORMS	145187	110.74
01-012091	CINTAS CORP.	1-4027322414	30 591-0130	WEARING APPAR:	UNIFORM LAUNDERING	145187	110.74
					VENDOR 01-012091 TOTALS		332.22
01-013404	MOUNTAIN GLACIER, LLC	I-0301184959	30 591-0581	WTR/SWR/GARBA:	5 5 GAL WATER ACCT	145143	18.75
					VENDOR 01-013404 TOTALS		18.75
01-018154	REPUBLIC SERVICES #863	I-0863001687710	30 591-0581	WTR/SWR/GARBA:	4501 PADRE 8-1 TO 8-	145195	64.69
					VENDOR 01-018154 TOTALS		64.69
01-019897	TEENA SIMON	I-072319	30 591-0550	TRAVEL EXPENS:	REIM FOR TTA BOARD M	000358	93.00
					VENDOR 01-019897 TOTALS		93.00
01-020057	TML MULTISTATE IEBP	I-080719	30 591-0081	GROUP INSURAN:	AUG 2019 MEDICAL PRE	000354	8,358.64
					VENDOR 01-020057 TOTALS		8,358.64
01-020100	T.M.R.S.	I-081319-1	30 591-0080	TMRS :	JULY 2019 CITY CONTR	000364	5,625.54
					VENDOR 01-020100 TOTALS		5,625.54
01-020123	TML-INTERGOVERNMENTAL	I-SI768678	30 591-0520	INSURANCE :	RENEWAL 7-2-19 TO 7-	145205	2,747.01
					VENDOR 01-020123 TOTALS		2,747.01

5-43

VENDOR SET: 01 City of South Padre Islan BANK: ALL

FUND : 30 TRANSPORTATION

DEPARTMENT: 591 SPI METRO

INVOICE DATE RANGE: 1/01/1998 THRU 99/99/9999

PAY DATE RANGE: 8/03/2019 THRU 8/15/2019

BUDGET TO USE: CB-CURRENT BUDGET

VENDOR	NAME	ITEM #	G/L ACCOUNT		NAME	DESCRIPTION	CHECK #	AMOUNT
01-020185	TIME WARNER CABLE	I-0298749071419	30	591-0501	COMMUNICATION:	SERVICE 7-14-19 TO 8	145148	109.99
						VENDOR 01-020185 TOTALS		109.99
01-020235	TEXAS ALCOHOL & DRUG T	I-167321	30	591-0528	LICENSING & T:	DRUG SCREENING N MEJ	145150	228.30
01-020235	TEXAS ALCOHOL & DRUG T	I-167322	30	591-0528	LICENSING & T:	DRUG SCREEN B PEREZ	145150	209.25
						VENDOR 01-020235 TOTALS		437.55
01-021226	US BANK VOYAGER FLEET	I-869326488930	30	591-0104	FUELS & LUBRI:	JUNE 25TH THRU JULY	145210	10,869.65
						VENDOR 01-021226 TOTALS		10,869.65
01-023900	XEROX CORPORATION	I-097679111	30	591-0410	MACHINERY & E:	TRANS. 6-21-19 TO 7-	145158	233.16
						VENDOR 01-023900 TOTALS		233.16
01-1	NELSON MEJIA	I-07032019	30	591-0530	PROFESSIONAL :	NELSON MEJIA: REIM M	145162	80.00
01-1	TRIPLE THREAT	I-10274	30	591-0530	PROFESSIONAL :	TRIPLE THREAT: WINDO	145165	200.00
						VENDOR 01-1 TOTALS		280.00

DEPARTMENT 591 SPI METRO TOTAL: 29,931.46

VENDOR SET 30 TRANSPORTATION TOTAL: 38,172.45

5-44

VENDOR SET: 01 City of South Padre Islan BANK: ALL

FUND : 60 BEACH MAINTENANCE FUND

DEPARTMENT: 521 POLICE

INVOICE DATE RANGE: 1/01/1998 THRU 99/99/9999

PAY DATE RANGE: 8/03/2019 THRU 8/15/2019

BUDGET TO USE: CB-CURRENT BUDGET

VENDOR	NAME	ITEM #	G/L ACCOUNT	NAME	DESCRIPTION	CHECK #	AMOUNT
01-020057	TML MULTISTATE IEBP	I-080719	60 521-0081	GROUP INSURAN:	AUG 2019 MEDICAL PRE	000354	132.64
					VENDOR 01-020057 TOTALS		132.64
01-020100	T.M.R.S.	I-081319-1	60 521-0080	TMRS :	JULY 2019 CITY CONTR	000364	254.23
					VENDOR 01-020100 TOTALS		254.23
				DEPARTMENT 521	POLICE	TOTAL:	386.87

5-45

VENDOR SET: 01 City of South Padre Islan BANK: ALL

FUND : 60 BEACH MAINTENANCE FUND

DEPARTMENT: 522 BEACH PATROL

INVOICE DATE RANGE: 1/01/1998 THRU 99/99/9999

PAY DATE RANGE: 8/03/2019 THRU 8/15/2019

BUDGET TO USE: CB-CURRENT BUDGET

VENDOR	NAME	ITEM #	G/L	ACCOUNT	NAME	DESCRIPTION	CHECK #	AMOUNT
01-020057	TML MULTISTATE IEBP	I-080719	60	522-0081	GROUP INSURAN:	AUG 2019 MEDICAL PRE	000354	650.67
						VENDOR 01-020057 TOTALS		650.67
01-020100	T.M.R.S.	I-081319-1	60	522-0080	TMRS :	JULY 2019 CITY CONTR	000364	1,027.61
						VENDOR 01-020100 TOTALS		1,027.61
01-021226	US BANK VOYAGER FLEET	I-869326488930	60	522-0104	FUEL & LUBRIC:	JUNE 25TH THRU JULY	145210	1,179.39
						VENDOR 01-021226 TOTALS		1,179.39
					DEPARTMENT 522	BEACH PATROL	TOTAL:	2,857.67

VENDOR SET: 01 City of South Padre Islan BANK: ALL

FUND : 60 BEACH MAINTENANCE FUND

DEPARTMENT: 532 ENVIRONMENTAL HEALTH

INVOICE DATE RANGE: 1/01/1998 THRU 99/99/9999

PAY DATE RANGE: 8/03/2019 THRU 8/15/2019

BUDGET TO USE: CB-CURRENT BUDGET

VENDOR	NAME	ITEM #	G/L ACCOUNT	NAME	DESCRIPTION	CHECK #	AMOUNT
01-006032	DAMIAN A. SAENZ	I-80119	60 532-0130	WEARING APPAR:	CUSTOM SCREEN POLO S	145128	492.60
					VENDOR 01-006032 TOTALS		492.60
01-020057	TML MULTISTATE IEBP	I-080719	60 532-0081	GROUP INSURAN:	AUG 2019 MEDICAL PRE	000354	79.58
					VENDOR 01-020057 TOTALS		79.58
01-020100	T.M.R.S.	I-081319-1	60 532-0080	TMRS :	JULY 2019 CITY CONTR	000364	125.26
					VENDOR 01-020100 TOTALS		125.26
				DEPARTMENT 532	ENVIRONMENTAL HEALTH	TOTAL:	697.44

5-47

VENDOR SET: 01 City of South Padre Islan BANK: ALL
FUND : 60 BEACH MAINTENANCE FUND
DEPARTMENT: 560 BEACH MAINTENANCE
INVOICE DATE RANGE: 1/01/1998 THRU 99/99/9999
PAY DATE RANGE: 8/03/2019 THRU 8/15/2019
BUDGET TO USE: CB-CURRENT BUDGET

VENDOR	NAME	ITEM #	G/L	ACCOUNT	NAME	DESCRIPTION	CHECK #	AMOUNT
01-003697	ANRIGE INC.	I-33891	60	560-0560	RENTAL	: Portable Restroom Re	145124	13,482.24
						VENDOR 01-003697 TOTALS		13,482.24
01-004133	DENTON NAVARRO ROCHA B	I-25112	60	560-0530	PROFESSIONAL	: PROF. SERVICES - SHO	145175	1,192.50
						VENDOR 01-004133 TOTALS		1,192.50
01-006101	FIRST CHECK	I-16901	60	560-0530	PROFESSIONAL	: EMP SSN VERIFICATION	145178	43.25
						VENDOR 01-006101 TOTALS		43.25
01-006182	FOCUSED ADVOCACY,LLC	I-39970	60	560-0530	PROFESSIONAL SERVICES		145180	8,683.33
						VENDOR 01-006182 TOTALS		8,683.33
01-008386	ERIKA HUGHSTON	I-072619	60	560-0513	TRAINING	: CASH ADVANCE	000356	120.00
						VENDOR 01-008386 TOTALS		120.00
01-011101	BRYANT & STINGLEY, INC	I-92980	60	560-0530	PROFESSIONAL	: COSTS & SERVICES	145138	970.10
						VENDOR 01-011101 TOTALS		970.10
01-012091	CINTAS CORP.	I-4026848402	60	560-0530	PROFESSIONAL	: UNIFORM LAUNDERING	145141	146.56
01-012091	CINTAS CORP.	I-4027322636	60	560-0530	PROFESSIONAL	: UNIFORM LAUNDERING	145187	146.56
						VENDOR 01-012091 TOTALS		293.12
01-018154	REPUBLIC SERVICES #863	I-0863001690545	60	560-0510	BEACH MAINTEN	: 7355 PADRE 08-1 TO 0	145195	3,332.74
						VENDOR 01-018154 TOTALS		3,332.74
01-020057	TML MULTISTATE IEBP	I-080719	60	560-0081	GROUP INSURAN	: AUG 2019 MEDICAL PRE	000354	4,241.40
						VENDOR 01-020057 TOTALS		4,241.40

5-48

VENDOR SET: 01 City of South Padre Islan BANK: ALL

FUND : 60 BEACH MAINTENANCE FUND

DEPARTMENT: 560 BEACH MAINTENANCE

INVOICE DATE RANGE: 1/01/1998 THRU 99/99/9999

PAY DATE RANGE: 8/03/2019 THRU 8/15/2019

BUDGET TO USE: CB-CURRENT BUDGET

VENDOR	NAME	ITEM #	G/L ACCOUNT	NAME	DESCRIPTION	CHECK #	AMOUNT
01-020100	T.M.R.S.	I-081319-1	60 560-0080	TMRS	: JULY 2019 CITY CONTR	000364	3,227.79
					VENDOR 01-020100 TOTALS		3,227.79
01-021226	US BANK VOYAGER FLEET	I-869326488930	60 560-0104	FUEL & LUBRIC:	JUNE 25TH THRU JULY	145210	1,125.26
					VENDOR 01-021226 TOTALS		1,125.26
				DEPARTMENT 560	BEACH MAINTENANCE	TOTAL:	36,711.73
				VENDOR SET 60	BEACH MAINTENANCE FUND	TOTAL:	40,653.71

VENDOR SET: 01 City of South Padre Islan BANK: ALL

FUND : 62 BAY ACCESS FUND

DEPARTMENT: 560 SHORELINE

INVOICE DATE RANGE: 1/01/1998 THRU 99/99/9999

PAY DATE RANGE: 8/03/2019 THRU 8/15/2019

BUDGET TO USE: CB-CURRENT BUDGET

VENDOR	NAME	ITEM #	G/L ACCOUNT	NAME	DESCRIPTION	CHECK #	AMOUNT
01-020057	TML MULTISTATE IEBP	I-080719	62 560-0081	GROUP INSURAN:	AUG 2019 MEDICAL PRE	000354	520.54
					VENDOR 01-020057 TOTALS		520.54
01-020100	T.M.R.S.	I-081319-1	62 560-0080	TMRS :	JULY 2019 CITY CONTR	000364	267.21
					VENDOR 01-020100 TOTALS		267.21
				DEPARTMENT 560	SHORELINE	TOTAL:	787.75
				VENDOR SET 62	BAY ACCESS FUND	TOTAL:	787.75

5-50

VENDOR SET: 01 City of South Padre Islan BANK: ALL

FUND : 65 FACILITY PREV MAINT FUND

DEPARTMENT: 572 ** INVALID DEPT **

INVOICE DATE RANGE: 1/01/1998 THRU 99/99/9999

PAY DATE RANGE: 8/03/2019 THRU 8/15/2019

BUDGET TO USE: CB-CURRENT BUDGET

VENDOR	NAME	ITEM #	G/L ACCOUNT	NAME	DESCRIPTION	CHECK #	AMOUNT
01-009202	PEDRO BALLESTEROS	I-073019	65 572-1001	BUILDINGS & S:	PAINTING AT FIRE STA	145137	4,000.00
01-009202	PEDRO BALLESTEROS	I-081219	65 572-1001	BUILDINGS & S:	PAINTING AT FIRE STA	145185	7,300.00
					VENDOR 01-009202 TOTALS		11,300.00
				DEPARTMENT 572	** INVALID DEPT **	TOTAL:	11,300.00
				VENDOR SET 65	FACILITY PREV MAINT FUND	TOTAL:	11,300.00

5-51

VENDOR SET: 01 City of South Padre Islan BANK: ALL

FUND : 80 ECONOMIC DEVELOPMENT CORP

DEPARTMENT: N/A NON-DEPARTMENTAL

INVOICE DATE RANGE: 1/01/1998 THRU 99/99/9999

PAY DATE RANGE: 8/03/2019 THRU 8/15/2019

BUDGET TO USE: CB-CURRENT BUDGET

VENDOR	NAME	ITEM #	G/L ACCOUNT	NAME	DESCRIPTION	CHECK #	AMOUNT
01-020100	T.M.R.S.	I-081319	80 2470	T.M.R.S.	: JULY 2019 EDC CONTRI	000364	606.30
					VENDOR 01-020100 TOTALS		606.30
				DEPARTMENT	NON-DEPARTMENTAL	TOTAL:	606.30

S-52

VENDOR SET: 01 City of South Padre Islan BANK: ALL
FUND : 80 ECONOMIC DEVELOPMENT CORP
DEPARTMENT: 580 EDC
INVOICE DATE RANGE: 1/01/1998 THRU 99/99/9999
PAY DATE RANGE: 8/03/2019 THRU 8/15/2019
BUDGET TO USE: CB-CURRENT BUDGET

VENDOR	NAME	ITEM #	G/L ACCOUNT	NAME	DESCRIPTION	CHECK #	AMOUNT
01-001189	ART BUSINESS INCUBATOR	I-080619	80 580-9178	DESIGNATED PR:	ART BUSINESS INCUBAT	145172	5,000.00
					VENDOR 01-001189 TOTALS		5,000.00
01-004316	ENCORE MULTIMEDIA, INC	I-2837	80 580-0530	PROFESSIONAL :	ENCORE MULTIMEDIA, I	145126	2,325.00
					VENDOR 01-004316 TOTALS		2,325.00
01-020057	TML MULTISTATE IEBP	I-080719	80 580-0081	GROUP INSURAN:	AUG 2019 MEDICAL PRE	000354	520.54
					VENDOR 01-020057 TOTALS		520.54
01-020100	T.M.R.S.	I-081319	80 580-0080	TMRS :	JULY 2019 EDC CONTRI	000364	327.22
					VENDOR 01-020100 TOTALS		327.22
01-1	IDEAS IN ACTION	I-1153	80 580-0180	INFORMATION T:	IDEAS IN ACTION: WEE	145214	745.00
					VENDOR 01-1 TOTALS		745.00
				DEPARTMENT 580	EDC TOTAL:		8,917.76
				VENDOR SET 80	ECONOMIC DEVELOPMENT CORPTOTAL:		9,524.06

5-53

VENDOR SET: 01 City of South Padre Islan BANK: ALL

FUND : 81 BEACH NOURISHMENT

DEPARTMENT: 581 BEACH RENOURISHMENT

INVOICE DATE RANGE: 1/01/1998 THRU 99/99/9999

PAY DATE RANGE: 8/03/2019 THRU 8/15/2019

BUDGET TO USE: CB-CURRENT BUDGET

VENDOR	NAME	ITEM #	G/L ACCOUNT	NAME	DESCRIPTION	CHECK #	AMOUNT
01-021237	U.S. GEOLOGICAL SUREVE	I-90739624	81 581-0530	PROFESSIONAL :	USGS Particle Tracin	145156	16,250.00
					VENDOR 01-021237 TOTALS		16,250.00
				DEPARTMENT 581	BEACH RENOURISHMENT	TOTAL:	16,250.00
				VENDOR SET 81	BEACH NOURISHMENT	TOTAL:	16,250.00
						REPORT GRAND TOTAL:	488,762.55

5-54

VENDOR SET: 01 City of South Padre Islan BANK: ALL
FUND : 81 BEACH NOURISHMENT
DEPARTMENT: 581 BEACH RENOURISHMENT
INVOICE DATE RANGE: 1/01/1998 THRU 99/99/9999
PAY DATE RANGE: 8/03/2019 THRU 8/15/2019
BUDGET TO USE: CB-CURRENT BUDGET

VENDOR	NAME	ITEM #	G/L ACCOUNT	NAME	DESCRIPTION	CHECK #	AMOUNT
01-021237	U.S. GEOLOGICAL SUREVE	I-90739624	81 581-0530	PROFESSIONAL :	USGS Particle Tracin	145156	16,250.00
					VENDOR 01-021237 TOTALS		16,250.00
				DEPARTMENT 581	BEACH RENOURISHMENT	TOTAL:	16,250.00
				VENDOR SET 81	BEACH NOURISHMENT	TOTAL:	16,250.00

01-004133 DENTON NAV ROCHA BERNAL LEGAL SERVICES 145115 8 956.8

REPORT GRAND TOTAL: 497,719.35

5-55

Item No. 5c

CITY OF SOUTH PADRE ISLAND
CITY COUNCIL MEETING
AGENDA REQUEST FORM

MEETING DATE: August 21, 2019

NAME & TITLE: Patrick McNulty, Mayor

DEPARTMENT: City Council

ITEM

Approve Letter of Support for Neighbors in Need of Services (NINOS) for their grant submission to continue its Head Start and Early Head Start services; and authorize the Mayor to sign.

ITEM BACKGROUND

Neighbors in Need of Services (NINOS), Inc. is submitting an application to continue providing services to eligible children from birth to 5 years of age and pregnant women. NINOS, Inc. is a non-profit agency that has been serving families since 1990 in Cameron and Willacy Counties and is asking for a Letter of Support from the City for the continuation of their program.

BUDGET/FINANCIAL SUMMARY

COMPREHENSIVE PLAN GOAL

LEGAL REVIEW

Sent to Legal: YES: _____ NO: _____
Approved by Legal: YES: _____ NO: _____

RECOMMENDATIONS/COMMENTS

Recommend approval of Letter of Support and authorize the Mayor to sign.

South Padre ISLAND

Office of the Mayor

August 21, 2019

Administration for Children and Families
330 C Street, SW
Washington, DC 20201

Re: HHS-2020-ACF-OHS-CH-R06-1618, Head Start and/or Early Head Start Grantee – Cameron and Willacy Counties, Texas

To Whom It May Concern:

This is a Letter of Support for Neighbors In Need of Services (NINOS), Inc. and fully endorse its application through the U.S. Department of Health and Human Services, Administration for Children and Families.

NINOS, Inc. seeks this grant to continue its Head Start and early Head Start services to eligible families with children from birth to 5 years of age and pregnant women. NINOS, Inc. is a non-profit agency that has been successfully serving families since 1990 in both Cameron county and Willacy County. A part of the program's success is due to strong family and community partnerships and its commitment to high quality comprehensive services focused toward helping families become self-sufficient and readying their children for school.

In conclusion, the City of South Padre Island supports the efforts of the NINOS, Inc. program in requesting continuation of Head Start and Early Head Start funding to respond to the needs of eligible families and their young children. We urge you to give this grant application every consideration so that the NINOS, Inc. program staff can continue to do the great work they have been doing throughout the years.

Respectfully,

Patrick McNulty, Mayor

4601 Padre Boulevard • South Padre Island, Texas 78597 • 956.761.6456 • Fax 956.761.3888

Item No. 5d

CITY OF SOUTH PADRE ISLAND
CITY COUNCIL MEETING
AGENDA REQUEST FORM

MEETING DATE: August 21, 2019

NAME & TITLE: Rodrigo Gimenez, Chief Financial Officer

DEPARTMENT: Finance Department

ITEM

Approve Resolution No. 2019-34 to declare various assets as surplus property and authorize the City Manager to dispose of such property in a manner that is beneficial to the City and in accordance with the Fixed Assets Policy.

ITEM BACKGROUND

The City owns several assets that have been replaced, are obsolete, or are not currently used by the City. Staff is requesting authorization to dispose of these items in accordance with the Fixed Assets policy. The methods of disposition are:

1. Trade-In – assets may be considered for trade-in at the time of acquisition replacement assets, subject to normal purchasing bidding guidelines, and written approval by the department head.
2. Surplus sale/City auction – in the event that no other department has been identified as a potential recipient of surplus property, the City may sell surplus property by soliciting competitive bids.
3. Discard/Disposal – a department head, with written approval by the City Manager may recommend the disposal of assets that are both no longer in use and have been determined to have no remaining value.

Items to be considered as surplus property are in Attachment A.

BUDGET/FINANCIAL SUMMARY

Unknown at this time.

COMPREHENSIVE PLAN GOAL

Chapter VII. Governance and Community Relations
Goal 1: The City shall maintain a "Home Rule" type of government and allow for a more stable environment for effective decision-making.
Objective 1.1: The City should have a great control over fiscal matters and public expenditures.

LEGAL REVIEW

Sent to Legal: YES: _____ NO: _____
Approved by Legal: YES: _____ NO: _____

Comments:

RECOMMENDATIONS/COMMENTS

Approve resolution as presented.

RESOLUTION NO. 2019-34

A RESOLUTION OF THE CITY COUNCIL OF THE CITY OF SOUTH PADRE ISLAND, TEXAS DECLARING VARIOUS PROPERTY AND EQUIPMENT TO BE SURPLUS PROPERTY AND AUTHORIZING THE CITY MANAGER TO DISPOSE OF SUCH PROPERTY IN A MANNER WHICH IS BENEFICIAL TO THE CITY AND AUTHORIZING ANY ADDITIONAL ACTIONS REASONABLY NECESSARY TO DISPOSE OF THE SURPLUS PROPERTY

WHEREAS, the City owns several pieces of City property and equipment which have been replaced, are obsolete or are not currently used by the City, as further described in Attachment A, and incorporated herein for all purposes:

WHEREAS, such property and equipment has no value or limited value to the City, and

WHEREAS, because the property and equipment is no longer needed but may still have some value, the City deems the property and equipment to be surplus personal property;

WHEREAS, the appropriate City staff members have evaluated the need for and the value to the City of each piece of property and equipment and have recommended disposal of the items.

NOW, THEREFORE BE IT RESOLVED BY THE CITY COUNCIL OF THE CITY OF SOUTH PADRE ISLAND, TEXAS THAT:

Section 1. The recitals contained in the preamble hereof are found to be true, and such recitals are hereby made a part of this Resolution for all purposes and are adopted as a part of the judgement and finding of the City Council.

Section 2. The City Council declares the items listed in Attachment A as surplus property and authorizes the City Manager to dispose of the property in a manner which is beneficial to the City.

Section 3. The City Manager is hereby authorized to execute any documents and take actions as reasonably necessary to dispose of the surplus property.

Section 4. The Resolution is effective from and after its final passage.

5-60

PASSED, APPROVED AND ADOPTED on this the 21st day of August, 2019

CITY OF SOUTH PADRE ISLAND, TEXAS

_____
Patrick McNulty, Mayor

ATTEST:

_____
Susan M. Manning, City Secretary

5-61

Vehicle/Equipment Information Sheet (VIS)

RENÉ BATES AUCTIONEERS, INC.

4660 CR 1006
McKinney, Texas 75071
Phone 972-548-9636 • Fax 972-542-5495 • Email auction@renebates.com

Date: 7/30/19

Owner: ____ Asset/Item/Unit or Vehicle Number: 36

Year: 2012 Make: Navistar International Model: 3200 Sieres

VIN/Serial Number: 5WEAS5KM9BH332286

Mileage: 168119 Hours (if applicable): ____

Engine Size: V8 Gas: ☐ Diesel: ☑ Propane: ☐ Other: ☐ Type: ____ Make:

Horse Power - if it is a Diesel engine RBAI must know if it is 50 hp or above per TERP State Law Requirement: ____

Transmission: Automatic ☑ Manual ☐ Other: ____ Make: ____

Interior: Type of Seats Bucket ☐ 60-40 ☐ Bench ☑ Floor Mats: Rubber ☑ Carpet ☐

Vehicle Equipment:

	Yes	No		Yes	No
A/C	☑	☐	AM Radio	☑	☐
PS	☑	☐	FM Radio	☑	☐
PB	☑	☐	CD	☑	☐
Air Brakes	☐	☑	Cassette	☐	☑
Power Windows	☑	☐	Does it Run	☐	☑
Power Locks	☑	☐	Is it a Seized Vehicle	☐	☑
Spotlight	☐	☑	Does it have a Title	☑	☐
Rear Window Defogger	☐	☑	Is it a Salvage Title or	☐	☑
Trunk Release	☐	☑	Salvage/Rebuilt Title	☐	☑
			Does it have keys	☑	☐

Repair Remarks: (work done recently - include dates) 4/13/18 Rear Brakes Replaced

Known Defects: Needs Front Suspension

Other General Remarks or Descriptions: Bus needs new Brake lines for Front Brakes.

Exterior Damage: No Damage

Date Removed from Service: 1/28/19

Location: S.P.I City Hall

Contact Name/Email/Phone: Richard Martinez
RiMartinez@mysPI.org
956-761-8177

5-62

5-63

5-64

Vehicle/Equipment Information Sheet (VIS)

RENÉ BATES AUCTIONEERS, INC.
4660 CR 1006,
McKinney, Texas 75071
Phone 972-548-9636 • Fax 972-542-5495 • Email auction@renebates.com

Date: **24 July 2019**

Owner: **Shoreline Department** Asset/Item/Unit or Vehicle Number: _____

Year: _____ Make: **Milwaukee Adjustable Handle Circular Saw** Model:

VIN/Serial Number: **983ED14032015**

Mileage: **N/A** Hours (if applicable): **N/A**

Engine Size: **N/A** Gas: ☐ Diesel: ☐ Propane: ☐ Other: ☐ Type: _____ Make:

Horse Power - equipment Diesel engines only - RBAI must know if it is 50 hp or above per Texas TERP Law:_____

Transmission: Automatic ☐ Manual ☐ Other: _____ Make: _____

Interior: Type of Seats Bucket ☐ 60-40 ☐ Bench ☐ Floor Mats: Rubber ☐ Carpet ☐

Vehicle Equipment:

	Yes	No		Yes	No
A/C	☐	☐	Radio	☐	☐
PS	☐	☐	CD	☐	☐
PB	☐	☐	PD Logos Removed	☐	☐
Air Brakes	☐	☐	PD Equip. Removed	☐	☐
Power Windows	☐	☐	Does it Run	☐	☐
Power Locks	☐	☐	Is it a Seized Vehicle	☐	☐
Spotlight	☐	☐	Does it have a Title	☐	☐
Rear Window Defogger	☐	☐	Is it a Salvage Title or	☐	☐
Trunk Release	☐	☐	Salvage/Rebuilt Title	☐	☐
			Does it have keys	☐	☐

Date Removed from Service: _____

Known Defects: **N/A**

Other General Remarks or Descriptions: **Bed case included**

Exterior Damage: **None**

Repair Remarks (work done recently, include dates): **N/A**

Location: **South Padre Island City Hall**

Contact Name/Email/Phone: **Oscar Grisham/ogrisham@myspi.org/956-761-8169**

5-65



5-66

Vehicle/Equipment Information Sheet (VIS)

RENÉ BATES AUCTIONEERS, INC.
4660 CR 1006,
McKinney, Texas 75071
Phone 972-548-9636 • Fax 972-542-5495 • Email auction@renebates.com

Date: **24 July 2019**

Owner: **Shoreline Department** Asset/Item/Unit or Vehicle Number: _____

Year: _____ Make: **Terratek 10" Dual Bevel miter saw** Model: **TSMS10DB**

VIN/Serial Number: **Z0120068**

Mileage: **N/A** Hours (if applicable): **N/A**

Engine Size: **N/A** Gas: ☐ Diesel: ☐ Propane: ☐ Other: ☐ Type: _____ Make:

Horse Power - equipment Diesel engines only - RBAI must know if it is 50 hp or above per Texas TERP Law:_____

Transmission: Automatic ☐ Manual ☐ Other: _____ Make: _____

Interior: Type of Seats Bucket ☐ 60-40 ☐ Bench ☐ Floor Mats: Rubber ☐ Carpet ☐

Vehicle Equipment:

	Yes	No		Yes	No
A/C	☐	☐	Radio	☐	☐
PS	☐	☐	CD	☐	☐
PB	☐	☐	PD Logos Removed	☐	☐
Air Brakes	☐	☐	PD Equip. Removed	☐	☐
Power Windows	☐	☐	Does it Run	☐	☐
Power Locks	☐	☐	Is it a Seized Vehicle	☐	☐
Spotlight	☐	☐	Does it have a Title	☐	☐
Rear Window Defogger	☐	☐	Is it a Salvage Title or	☐	☐
Trunk Release	☐	☐	Salvage/Rebuilt Title	☐	☐
			Does it have keys	☐	☐

Date Removed from Service: _____

Known Defects: **N/A**

Other General Remarks or Descriptions: **5000 RPM**

Exterior Damage: **None**

Repair Remarks (work done recently, include dates): **N/A**

Location: **South Padre Island City Hall**

Contact Name/Email/Phone: **Oscar Grisham/ogrisham@myspi.org/956-761-8169**

5-67



5-68

Vehicle/Equipment Information Sheet (VIS)

RENÉ BATES AUCTIONEERS, INC.

4660 CR 1006
McKinney, Texas 75071
Phone 972-548-9636 • Fax 972-542-5495 • Email auction@renebates.com

Date: 24 July 2019

Owner: South Padre Island Shoreline Department

Asset/Item/Unit or Vehicle Number: Push Lawn mower

Year: _____ Make: Yard Machines Model: Briggs and Stratton 12A-A1BA-729

VIN/Serial Number: 9H276K32615

Mileage: _____ Hours (if applicable): _____

Engine Size: 550 Gas: ☒ Diesel: ☐ Propane: ☐ Other: ☐ Type: _____ Make:

Horse Power - if it is a Diesel engine RBAI must know if it is 50 hp or above per TERP State Law Requirement: _____

Transmission: Automatic ☐ Manual ☐ Other: _____ Make: _____

Interior: Type of Seats Bucket ☐ 60-40 ☐ Bench ☐

Floor Mats: Rubber ☐ Carpet ☐

Vehicle Equipment:

	Yes	No		Yes	No
A/C	☐	☐	AM Radio	☐	☐
PS	☐	☐	FM Radio	☐	☐
PB	☐	☐	CD	☐	☐
Air Brakes	☐	☐	Cassette	☐	☐
Power Windows	☐	☐	Does it Run	☐	☐
Power Locks	☐	☐	Is it a Seized Vehicle	☐	☐
Spotlight	☐	☐	Does it have a Title	☐	☐
Rear Window Defogger	☐	☐	Is it a Salvage Title or	☐	☐
Trunk Release	☐	☐	Salvage/Rebuilt Title	☐	☐
			Does it have keys	☐	☐

Repair Remarks: (work done recently - include dates) oil change and air filter

Known Defects: _____

Other General Remarks or Descriptions: _____

Exterior Damage: _____

Date Removed from Service: 20 July

Location: Shoreline Department at City Hall

Contact Name/Email/Phone: Oscar Grisham/ogrisham@myspi.org/956-761-8169

5-69

5-70

Vehicle/Equipment Information Sheet (VIS)

RENÉ BATES AUCTIONEERS, INC.
4660 CR 1006
McKinney, Texas 75071
Phone 972-548-9636 • Fax 972-542-5495 • Email auction@renebates.com

Date: 24 July 2019

Owner: South Padre Island Shoreline Department Asset/Item/Unit or Vehicle Number: _____

Year: _____ Make: John Deere Model: Bucket

VIN/Serial Number: N/A

Mileage: _____ Hours (if applicable): _____

Engine Size: _____ Gas: ☐ Diesel: ☐ Propane: ☐ Other: ☐ Type: _____ Make:

Horse Power - if it is a Diesel engine RBAI must know if it is 50 hp or above per TERP State Law Requirement: _____

Transmission: Automatic ☐ Manual ☐ Other: _____ Make: _____

Interior: Type of Seats Bucket ☐ 60-40 ☐ Bench ☐

Floor Mats: Rubber ☐ Carpet ☐

Vehicle Equipment:

	Yes	No		Yes	No
A/C	☐	☐	AM Radio	☐	☐
PS	☐	☐	FM Radio	☐	☐
PB	☐	☐	CD	☐	☐
Air Brakes	☐	☐	Cassette	☐	☐
Power Windows	☐	☐	Does it Run	☐	☐
Power Locks	☐	☐	Is it a Seized Vehicle	☐	☐
Spotlight	☐	☐	Does it have a Title	☐	☐
Rear Window Defogger	☐	☐	Is it a Salvage Title or	☐	☐
Trunk Release	☐	☐	Salvage/Rebuilt Title	☐	☐
			Does it have keys	☐	☐

Repair Remarks: (work done recently - include dates) _____

Known Defects: Rusted

Other General Remarks or Descriptions: _____

Exterior Damage: _____

Date Removed from Service: 28 June

Location: Shoreline Department at City Hall

Contact Name/Email/Phone: Oscar Grisham/ogrisham@myspi.org/956-761-8169

5-71



5-72

Vehicle/Equipment Information Sheet (VIS)

RENÉ BATES AUCTIONEERS, INC.
4660 CR 1006
McKinney, Texas 75071
Phone 972-548-9636 • Fax 972-542-5495 • Email auction@renebates.com

Date: 24 July 2019

Owner: South Padre Island Shoreline Department Asset/Item/Unit or Vehicle Number: _____

Year: _____ Make: Echo Blower Model: PB-755ST

VIN/Serial Number: N/A

Mileage: _____ Hours (if applicable): _____

Engine Size: _____ Gas: ☒ Diesel: ☐ Propane: ☐ Other: ☐ Type: _____ Make: Echo

Horse Power - if it is a Diesel engine RBAI must know if it is 50 hp or above per TERP State Law Requirement: _____

Transmission: Automatic ☐ Manual ☐ Other: _____ Make: _____

Interior: Type of Seats Bucket ☐ 60-40 ☐ Bench ☐

Floor Mats: Rubber ☐ Carpet ☐

Vehicle Equipment:

	Yes	No		Yes	No
A/C	☐	☐	AM Radio	☐	☐
PS	☐	☐	FM Radio	☐	☐
PB	☐	☐	CD	☐	☐
Air Brakes	☐	☐	Cassette	☐	☐
Power Windows	☐	☐	Does it Run	☐	☐
Power Locks	☐	☐	Is it a Seized Vehicle	☐	☐
Spotlight	☐	☐	Does it have a Title	☐	☐
Rear Window Defogger	☐	☐	Is it a Salvage Title or	☐	☐
Trunk Release	☐	☐	Salvage/Rebuilt Title	☐	☐
			Does it have keys	☐	☐

Repair Remarks: (work done recently - include dates) _____

Known Defects: _____

Other General Remarks or Descriptions: _____

Exterior Damage: _____

Date Removed from Service: 1 April

Location: Shoreline Department at City Hall

Contact Name/Email/Phone: Oscar Grisham/ogrisham@myspi.org/956-761-8169

5-73

5-74

Vehicle/Equipment Information Sheet (VIS)

RENÉ BATES AUCTIONEERS, INC.

4660 CR 1006
McKinney, Texas 75071
Phone 972-548-9636 • Fax 972-542-5495 • Email auction@renebates.com

Date: 7/29/2019

Owner: CITY OF SOUTH PADRE ISLAND

Asset/Item/Unit or Vehicle Number: PW44

Year: 2011 Make: Ford Model: F150

VIN/Serial Number: 1FTFW1EF1BKD35464

Mileage: 102885

Hours (if applicable): _____

Engine Size: 5.0 Gas: ☒ Diesel: ☐ Propane: ☐ Other: ☐ Type: _____ Make:

Horse Power - if it is a Diesel engine RBAI must know if it is 50 hp or above per TERP State Law Requirement: _____

Transmission: Automatic ☒ Manual ☐ Other: _____ Make: _____

Interior: Type of Seats Bucket ☒ 60-40 ☐ Bench ☒

Floor Mats: Rubber ☒ Carpet ☐

Vehicle Equipment:

	Yes	No		Yes	No
A/C	☒	☐	AM Radio	☒	☐
PS	☒	☐	FM Radio	☒	☐
PB	☒	☐	CD	☒	☐
Air Brakes	☐	☒	Cassette	☐	☒
Power Windows	☒	☐	Does it Run	☒	☐
Power Locks	☒	☐	Is it a Seized Vehicle	☐	☒
Spotlight	☐	☒	Does it have a Title	☒	☐
Rear Window Defogger	☐	☒	Is it a Salvage Title or	☐	☒
Trunk Release	☐	☒	Salvage/Rebuilt Title	☐	☒
			Does it have keys	☒	☐

Repair Remarks: (work done recently - include dates) _____

Known Defects: _____

Other General Remarks or Descriptions: A/C not working

Exterior Damage: Major Rust

Date Removed from Service: 4/2019

Location: Laguna Heights, Tx 78578

Contact Name/Email/Phone: Efrain Ramirez/eramirez@myspi.org/9567618132

5-75

5-76

5-77

5-28

5-79

5-80

5-81

Vehicle/Equipment Information Sheet (VIS)

RENE BATES AUCTIONEERS, INC.

4660 CR 1006
McKinney, Texas 75071
Phone 972-548-9636 • Fax 972-542-5495 • Email auction@renebates.com

Date: 7/29/2019

Owner: City of South Padre Island

Asset/Item/Unit or Vehicle Number: Medic 31

Year: 2008 Make: GMC Model: C4500

VIN/Serial Number: 1GDE4C1948F411480

Mileage: 102037

Hours (if applicable): ____

Engine Size: 6.6 Gas: ☐ Diesel: ☒ Propane: ☐ Other: ☐ Type: ____ Make:

Horse Power - if it is a Diesel engine RBAI must know if it is 50 hp or above per TERP State Law Requirement: ____

Transmission: Automatic ☒ Manual ☐ Other: ____ Make: ____

Interior: Type of Seats Bucket ☒ 60-40 ☐ Bench ☐

Floor Mats: Rubber ☒ Carpet ☐

Vehicle Equipment:

	Yes	No		Yes	No
A/C	☒	☐	AM Radio	☒	☐
PS	☒	☐	FM Radio	☒	☐
PB	☒	☐	CD	☐	☒
Air Brakes	☐	☒	Cassette	☐	☒
Power Windows	☐	☒	Does it Run	☒	☐
Power Locks	☐	☒	Is it a Seized Vehicle	☐	☒
Spotlight	☐	☒	Does it have a Title	☒	☐
Rear Window Defogger	☐	☒	Is it a Salvage Title or	☐	☒
Trunk Release	☐	☒	Salvage/Rebuilt Title	☐	☒
			Does it have keys	☒	☐

Repair Remarks: (work done recently - include dates) Replaced Batteries (5/213/2019)

Known Defects: A/C problems

Other General Remarks or Descriptions: ____

Exterior Damage: Normal wear and tear

Date Removed from Service:
6/3/2019

Location: South Padre Island, Tx 78597

Contact Name/Email/Phone: Efrain Ramirez/eramirez@myspi.org/9567618132

5-82

5-83

5-84

5-85

5-86

5-87

5-88

5-89

Vehicle/Equipment Information Sheet (VIS)

RENÉ BATES AUCTIONEERS, INC.

4660 CR 1006
McKinney, Texas 75071
Phone 972-548-9636 • Fax 972-542-5495 • Email auction@renebates.com

Date: 7/29/2019

Owner: CITY OF SOUTH PADRE ISLAND

Asset/Item/Unit or Vehicle Number: CE172

Year: 2017 Make: Polaris Model: Ranger 500

VIN/Serial Number: 3NSRMA506HE891357

Mileage: 6471

Hours (if applicable): _____

Engine Size: 499cc Gas: ☒ Diesel: ☐ Propane: ☐ Other: ☐ Type: _____ Make:

Horse Power - if it is a Diesel engine RBAI must know if it is 50 hp or above per TERP State Law Requirement: _____

Transmission: Automatic ☒ Manual ☐ Other: _____ Make: _____

Interior: Type of Seats Bucket ☐ 60-40 ☐ Bench ☒

Floor Mats: Rubber ☒ Carpet ☐

Vehicle Equipment:

	Yes	No		Yes	No
A/C	☐	☒	AM Radio	☐	☒
PS	☐	☒	FM Radio	☐	☒
PB	☒	☐	CD	☐	☒
Air Brakes	☐	☒	Cassette	☐	☒
Power Windows	☐	☒	Does it Run	☐	☒
Power Locks	☐	☒	Is it a Seized Vehicle	☐	☒
Spotlight	☐	☒	Does it have a Title	☒	☐
Rear Window Defogger	☐	☒	Is it a Salvage Title or	☐	☒
Trunk Release	☐	☒	Salvage/Rebuilt Title	☐	☒
			Does it have keys	☒	☐

Repair Remarks: (work done recently - include dates) _____

Known Defects: Used as a Parts Unit

Other General Remarks or Descriptions: Was put out of service motor locked up due to having no oil

Exterior Damage: Has rust

Date Removed from Service:
7/19/2019

Location: Laguna Heights, Tx 78578

Contact Name/Email/Phone: Efrain Ramirez/eramirez@myspi.org/9567618132

5-91

5-92

5-93

5-94

5-95



5-96

Vehicle/Equipment Information Sheet (VIS)

RENE BATES AUCTIONEERS, INC.

4660 CR 1006
McKinney, Texas 75071
Phone 972-548-9636 • Fax 972-542-5495 • Email auction@renebates.com

Date: 07/29/2019

Owner: Fire Department

Asset/Item/Unit or Vehicle Number: Reception Chairs

Year: _____ Make:_____ Model:_____

VIN/Serial Number: _____

Mileage: _____ Hours (if applicable): _____

Engine Size:_____ Gas: ☐ Diesel: ☐ Propane: ☐ Other: ☐ Type: _____ Make:

Horse Power - if it is a Diesel engine RBAI must know if it is 50 hp or above per TERP State Law Requirement:_____

Transmission: Automatic ☐ Manual ☐ Other: _____ Make: _____

Interior: Type of Seats Bucket ☐ 60-40 ☐ Bench ☐

Floor Mats: Rubber ☐ Carpet ☐

Vehicle Equipment:

	Yes	No		Yes	No
A/C	☐	☐	AM Radio	☐	☐
PS	☐	☐	FM Radio	☐	☐
PB	☐	☐	CD	☐	☐
Air Brakes	☐	☐	Cassette	☐	☐
Power Windows	☐	☐	Does it Run	☐	☐
Power Locks	☐	☐	Is it a Seized Vehicle	☐	☐
Spotlight	☐	☐	Does it have a Title	☐	☐
Rear Window Defogger	☐	☐	Is it a Salvage Title or	☐	☐
Trunk Release	☐	☐	Salvage/Rebuilt Title	☐	☐
			Does it have keys	☐	☐

Repair Remarks: (work done recently - include dates) None

Known Defects: None

Other General Remarks or Descriptions: 5 reception chairs-Color Red in good conditon

Exterior Damage: None

Date Removed from Service:
07/29/19

Location: Fire

Contact Name/Email/Phone: Hilda Delgado/HDelgado@MySPI.org/956-761-3830

5-97

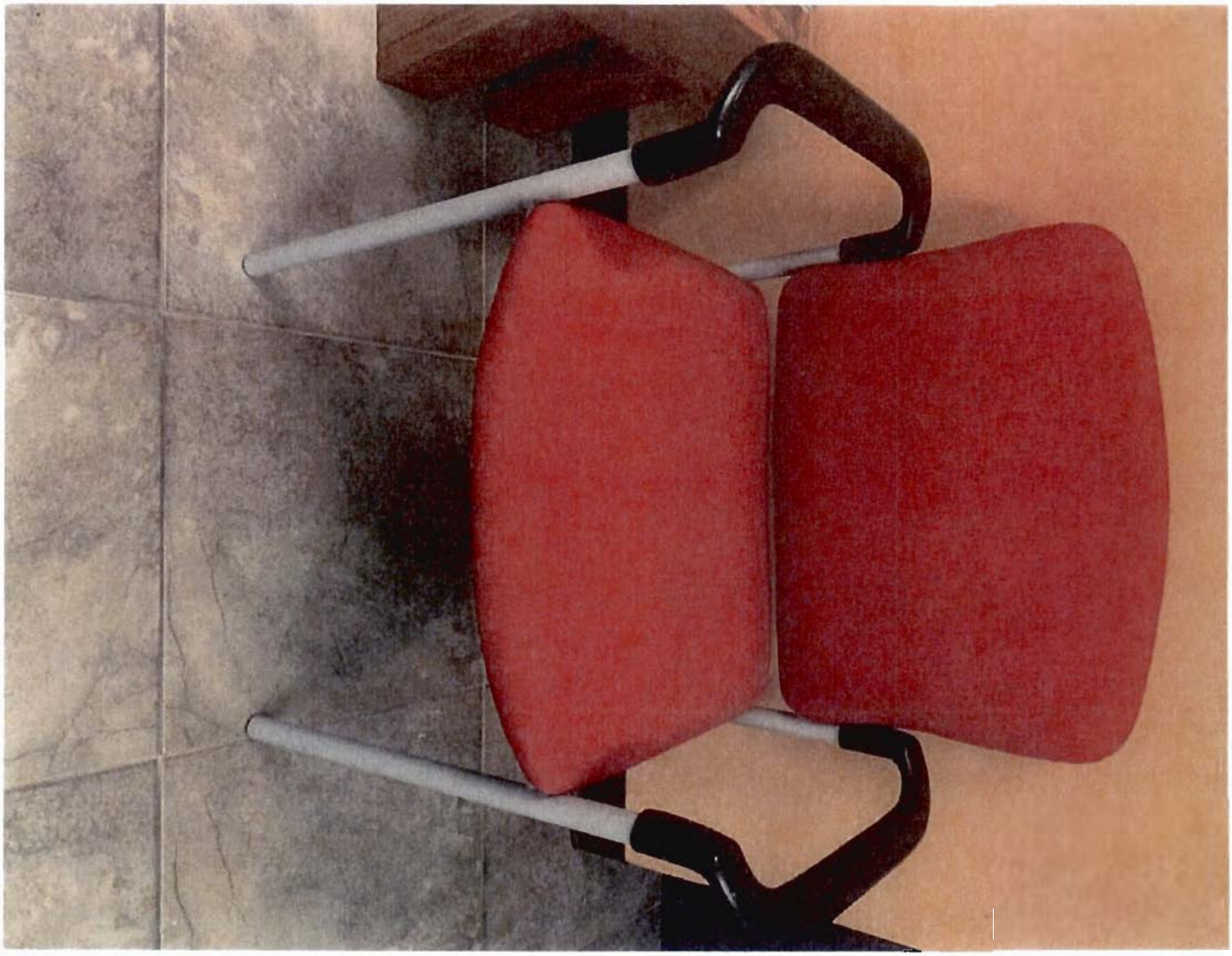

5-98

Vehicle/Equipment Information Sheet (VIS)

RENÉ BATES AUCTIONEERS, INC.

4660 CR 1006
McKinney, Texas 75071
Phone 972-548-9636 • Fax 972-542-5495 • Email auction@renebates.com

Date: 07/30/19

Owner: Fire Department

Asset/Item/Unit or Vehicle Number: Command Cabinet

Year: _____ Make:_____ Model:_____

VIN/Serial Number: _____

Mileage: _____ Hours (if applicable): _____

Engine Size:_____ Gas: ☐ Diesel: ☐ Propane: ☐ Other: ☐ Type: _____ Make:

Horse Power - if it is a Diesel engine RBAI must know if it is 50 hp or above per TERP State Law Requirement:_____

Transmission: Automatic ☐ Manual ☐ Other: _____ Make: _____

Interior: Type of Seats Bucket ☐ 60-40 ☐ Bench ☐

Floor Mats: Rubber ☐ Carpet ☐

Vehicle Equipment:

	Yes	No		Yes	No
A/C	☐	☐	AM Radio	☐	☐
PS	☐	☐	FM Radio	☐	☐
PB	☐	☐	CD	☐	☐
Air Brakes	☐	☐	Cassette	☐	☐
Power Windows	☐	☐	Does it Run	☐	☐
Power Locks	☐	☐	Is it a Seized Vehicle	☐	☐
Spotlight	☐	☐	Does it have a Title	☐	☐
Rear Window Defogger	☐	☐	Is it a Salvage Title or	☐	☐
Trunk Release	☐	☐	Salvage/Rebuilt Title	☐	☐
			Does it have keys	☐	☐

Repair Remarks: (work done recently - include dates) N/A

Known Defects: None

Other General Remarks or Descriptions: Fire Command Cabinet fits on 2010 Ford Explorer

Exterior Damage: None

Date Removed from Service: May 2019

Location: Fire

Contact Name/Email/Phone: Doug Fowler/DFowler@MySPI.org/956-761-3830

5-99

5-100

Vehicle/Equipment Information Sheet (VIS)

RENÉ BATES AUCTIONEERS, INC.
4660 CR 1006
McKinney, Texas 75071
Phone 972-548-9636 • Fax 972-542-5495 • Email auction@renebates.com

Date: 07/29/2019

Owner: Fire Department

Asset/Item/Unit or Vehicle Number: Recliner

Year: _____ Make:_____ Model:_____

VIN/Serial Number: _____

Mileage: _____ Hours (if applicable): _____

Engine Size:_____ Gas: ☐ Diesel: ☐ Propane: ☐ Other: ☐ Type: _____ Make:

Horse Power - if it is a Diesel engine RBAI must know if it is 50 hp or above per TERP State Law Requirement:_____

Transmission: Automatic ☐ Manual ☐ Other: _____ Make: _____

Interior: Type of Seats Bucket ☐ 60-40 ☐ Bench ☐

Floor Mats: Rubber ☐ Carpet ☐

Vehicle Equipment:

	Yes	No		Yes	No
A/C	☐	☐	AM Radio	☐	☐
PS	☐	☐	FM Radio	☐	☐
PB	☐	☐	CD	☐	☐
Air Brakes	☐	☐	Cassette	☐	☐
Power Windows	☐	☐	Does it Run	☐	☐
Power Locks	☐	☐	Is it a Seized Vehicle	☐	☐
Spotlight	☐	☐	Does it have a Title	☐	☐
Rear Window Defogger	☐	☐	Is it a Salvage Title or	☐	☐
Trunk Release	☐	☐	Salvage/Rebuilt Title	☐	☐
			Does it have keys	☐	☐

Repair Remarks: (work done recently - include dates) None

Known Defects: Missing handle/footrest does not close

Other General Remarks or Descriptions: _____

Exterior Damage: Hole due to missing handle

Date Removed from Service:
07/01/2019

Location: Fire

Contact Name/Email/Phone: Hilda Delgado/HDelgagdo@MySPI.org/956-761-3830

5-101

Vehicle/Equipment Information Sheet (VIS)

RENÉ BATES AUCTIONEERS, INC.

4660 CR 1006
McKinney, Texas 75071
Phone 972-548-9636 • Fax 972-542-5495 • Email auction@renebates.com

Date: 07/29/2019

Owner: Fire Department

Asset/Item/Unit or Vehicle Number: Recliner

Year: _____ Make:_____ Model:_____

VIN/Serial Number: _____

Mileage: _____ Hours (if applicable): _____

Engine Size:_____ Gas: ☐ Diesel: ☐ Propane: ☐ Other: ☐ Type: _____ Make:

Horse Power - if it is a Diesel engine RBAI must know if it is 50 hp or above per TERP State Law Requirement:_____

Transmission: Automatic ☐ Manual ☐ Other: _____ Make: _____

Interior: Type of Seats Bucket ☐ 60-40 ☐ Bench ☐

Floor Mats: Rubber ☐ Carpet ☐

Vehicle Equipment:

	Yes	No		Yes	No
A/C	☐	☐	AM Radio	☐	☐
PS	☐	☐	FM Radio	☐	☐
PB	☐	☐	CD	☐	☐
Air Brakes	☐	☐	Cassette	☐	☐
Power Windows	☐	☐	Does it Run	☐	☐
Power Locks	☐	☐	Is it a Seized Vehicle	☐	☐
Spotlight	☐	☐	Does it have a Title	☐	☐
Rear Window Defogger	☐	☐	Is it a Salvage Title or	☐	☐
Trunk Release	☐	☐	Salvage/Rebuilt Title	☐	☐
			Does it have keys	☐	☐

Repair Remarks: (work done recently - include dates) None

Known Defects: broken wing

Other General Remarks or Descriptions: brown recliner

Exterior Damage: _____

Date Removed from Service:
07/01/2019

Location: Fire

Contact Name/Email/Phone: Hilda Delgado/HDelgagdo@MySPI.org/956-761-3830

5·103

5-104

Vehicle/Equipment Information Sheet (VIS)

RENÉ BATES AUCTIONEERS, INC.
4660 CR 1006
McKinney, Texas 75071
Phone 972-548-9636 • Fax 972-542-5495 • Email auction@renebates.com

Date: 07/29/2019

Owner: Fire Department

Asset/Item/Unit or Vehicle Number: Commercial Shredder

Year: _____ Make:_____ Model:POWERSHRED 1616N

VIN/Serial Number: 1617573

Mileage: _____ Hours (if applicable): _____

Engine Size:_____ Gas: ☐ Diesel: ☐ Propane: ☐ Other: ☐ Type: _____ Make:

Horse Power - if it is a Diesel engine RBAI must know if it is 50 hp or above per TERP State Law Requirement:_____

Transmission: Automatic ☐ Manual ☐ Other: _____ Make: _____

Interior: Type of Seats Bucket ☐ 60-40 ☐ Bench ☐

Floor Mats: Rubber ☐ Carpet ☐

Vehicle Equipment:

	Yes	No		Yes	No
A/C	☐	☐	AM Radio	☐	☐
PS	☐	☐	FM Radio	☐	☐
PB	☐	☐	CD	☐	☐
Air Brakes	☐	☐	Cassette	☐	☐
Power Windows	☐	☐	Does it Run	☐	☐
Power Locks	☐	☐	Is it a Seized Vehicle	☐	☐
Spotlight	☐	☐	Does it have a Title	☐	☐
Rear Window Defogger	☐	☐	Is it a Salvage Title or	☐	☐
Trunk Release	☐	☐	Salvage/Rebuilt Title	☐	☐
			Does it have keys	☐	☐

Repair Remarks: (work done recently - include dates) None

Known Defects: Not working

Other General Remarks or Descriptions: Commercial shredder/Not working

Exterior Damage: Door does not close properly

Date Removed from Service: May 2018

Location: Fire

Contact Name/Email/Phone: Hilda Delgado/HDelgado@MySPI.org/956-761-3830

5-105

FELLOWES
CAUTION/ATTENTION

Vehicle/Equipment Information Sheet (VIS)

RENÉ BATES AUCTIONEERS, INC.

4660 CR 1006
McKinney, Texas 75071
Phone 972-548-9636 • Fax 972-542-5495 • Email auction@renebates.com

Date: 7/24/2019

Owner:_____ Asset/Item/Unit or Vehicle Number: _____

Year: _____ Make:_____ Model:_____

VIN/Serial Number: _____

Mileage: _____ Hours (if applicable): _____

Engine Size:_____ Gas: ☐ Diesel: ☐ Propane: ☐ Other: ☐ Type: _____ Make:

Horse Power - if it is a Diesel engine RBAI must know if it is 50 hp or above per TERP State Law Requirement:_____

Transmission: Automatic ☐ Manual ☐ Other: _____ Make: _____

Interior: Type of Seats Bucket ☐ 60-40 ☐ Bench ☐ Floor Mats: Rubber ☐ Carpet ☐

Vehicle Equipment:

	Yes	No		Yes	No
A/C	☐	☐	AM Radio	☐	☐
PS	☐	☐	FM Radio	☐	☐
PB	☐	☐	CD	☐	☐
Air Brakes	☐	☐	Cassette	☐	☐
Power Windows	☐	☐	Does it Run	☐	☐
Power Locks	☐	☐	Is it a Seized Vehicle	☐	☐
Spotlight	☐	☐	Does it have a Title	☐	☐
Rear Window Defogger	☐	☐	Is it a Salvage Title or	☐	☐
Trunk Release	☐	☐	Salvage/Rebuilt Title	☐	☐
			Does it have keys	☐	☐

Repair Remarks: (work done recently - include dates) _____

Known Defects: Metal chair frames are rusted and pitted plastic is scratched on some of the chair seats

Other General Remarks or Descriptions: SOLD AS IS --- FOUR Bundles of 250 EACH

Exterior Damage:

Date Removed from Service: _____

Location: SPI Convention Centre

Contact Name/Email/Phone: Dixie Rowell dixie@sopadre.com 956-761-8383

5-107

5-108

Vehicle/Equipment Information Sheet (VIS)

RENÉ BATES AUCTIONEERS, INC.

4660 CR 1006
McKinney, Texas 75071
Phone 972-548-9636 • Fax 972-542-5495 • Email auction@renebates.com

Date: 7/24/2019

Owner:_____ Asset/Item/Unit or Vehicle Number: _____

Year: _____ Make:_____ Model:_____

VIN/Serial Number: _____

Mileage: _____ Hours (if applicable): _____

Engine Size:_____ Gas: ☐ Diesel: ☐ Propane: ☐ Other: ☐ Type: _____ Make:

Horse Power - if it is a Diesel engine RBAI must know if it is 50 hp or above per TERP State Law Requirement:_____

Transmission: Automatic ☐ Manual ☐ Other: _____ Make: _____

Interior: Type of Seats Bucket ☐ 60-40 ☐ Bench ☐

Floor Mats: Rubber ☐ Carpet ☐

Vehicle Equipment:

	Yes	No		Yes	No
A/C	☐	☐	AM Radio	☐	☐
PS	☐	☐	FM Radio	☐	☐
PB	☐	☐	CD	☐	☐
Air Brakes	☐	☐	Cassette	☐	☐
Power Windows	☐	☐	Does it Run	☐	☐
Power Locks	☐	☐	Is it a Seized Vehicle	☐	☐
Spotlight	☐	☐	Does it have a Title	☐	☐
Rear Window Defogger	☐	☐	Is it a Salvage Title or	☐	☐
Trunk Release	☐	☐	Salvage/Rebuilt Title	☐	☐
			Does it have keys	☐	☐

Repair Remarks: (work done recently - include dates) _____

Known Defects: Unknown

Other General Remarks or Descriptions: SOLD AS IS 4 Shelf Display Case

Exterior Damage:

Date Removed from Service: 7/2019

Location: SPI Convention Centre

Contact Name/Email/Phone: Dixie Rowell dixie@sopadre.com 956-761-8383

5-109

5-110

Vehicle/Equipment Information Sheet (VIS)

RENÉ BATES AUCTIONEERS, INC.
4660 CR 1006
McKinney, Texas 75071
Phone 972-548-9636 • Fax 972-542-5495 • Email auction@renebates.com

Date: 7/24/2019

Owner:_____ Asset/Item/Unit or Vehicle Number: _____

Year: _____ Make:_____ Model:_____

VIN/Serial Number: _____

Mileage: _____ Hours (if applicable): _____

Engine Size:_____ Gas: ☐ Diesel: ☐ Propane: ☐ Other: ☐ Type: _____ Make:

Horse Power - if it is a Diesel engine RBAI must know if it is 50 hp or above per TERP State Law Requirement:_____

Transmission: Automatic ☐ Manual ☐ Other: _____ Make: _____

Interior: Type of Seats Bucket ☐ 60-40 ☐ Bench ☐

Floor Mats: Rubber ☐ Carpet ☐

Vehicle Equipment:

	Yes	No		Yes	No
A/C	☐	☐	AM Radio	☐	☐
PS	☐	☐	FM Radio	☐	☐
PB	☐	☐	CD	☐	☐
Air Brakes	☐	☐	Cassette	☐	☐
Power Windows	☐	☐	Does it Run	☐	☐
Power Locks	☐	☐	Is it a Seized Vehicle	☐	☐
Spotlight	☐	☐	Does it have a Title	☐	☐
Rear Window Defogger	☐	☐	Is it a Salvage Title or	☐	☐
Trunk Release	☐	☐	Salvage/Rebuilt Title	☐	☐
			Does it have keys	☐	☐

Repair Remarks: (work done recently - include dates) _____

Known Defects: Unknown- Working when stored

Other General Remarks or Descriptions: SOLD AS IS Magnovox TV DVD and VHS

Exterior Damage:

Date Removed from Service: _____

Location: SPI Convention Centre

Contact Name/Email/Phone: Dixie Rowell dixie@sopadre.com 956-761-8383

S-111



5-112

Vehicle/Equipment Information Sheet (VIS)

RENÉ BATES AUCTIONEERS, INC.
4660 CR 1006
McKinney, Texas 75071
Phone 972-548-9636 • Fax 972-542-5495 • Email auction@renebates.com

Date: 7/24/2019

Owner:_____ Asset/Item/Unit or Vehicle Number: _____

Year: _____ Make:_____ Model:_____

VIN/Serial Number: _____

Mileage: _____ Hours (if applicable): _____

Engine Size:_____ Gas: ☐ Diesel: ☐ Propane: ☐ Other: ☐ Type: _____ Make:

Horse Power - if it is a Diesel engine RBAI must know if it is 50 hp or above per TERP State Law Requirement:_____

Transmission: Automatic ☐ Manual ☐ Other: _____ Make: _____

Interior: Type of Seats Bucket ☐ 60-40 ☐ Bench ☐

Floor Mats: Rubber ☐ Carpet ☐

Vehicle Equipment:

	Yes	No		Yes	No
A/C	☐	☐	AM Radio	☐	☐
PS	☐	☐	FM Radio	☐	☐
PB	☐	☐	CD	☐	☐
Air Brakes	☐	☐	Cassette	☐	☐
Power Windows	☐	☐	Does it Run	☐	☐
Power Locks	☐	☐	Is it a Seized Vehicle	☐	☐
Spotlight	☐	☐	Does it have a Title	☐	☐
Rear Window Defogger	☐	☐	Is it a Salvage Title or	☐	☐
Trunk Release	☐	☐	Salvage/Rebuilt Title	☐	☐
			Does it have keys	☐	☐

Repair Remarks: (work done recently - include dates) _____

Known Defects: Unknown

Other General Remarks or Descriptions: SOLD AS IS AS A BUNDLE Wooden office desk and under desk filing cabinet

Exterior Damage:

Date Removed from Service: _____

Location: SPI Convention Centre

Contact Name/Email/Phone: Dixie Rowell dixie@sopadre.com 956-761-8383

5-113



5-114

5-115

Vehicle/Equipment Information Sheet (VIS)

RENÉ BATES AUCTIONEERS, INC.
4660 CR 1006
McKinney, Texas 75071
Phone 972-548-9636 • Fax 972-542-5495 • Email auction@renebates.com

Date: 7/24/2019

Owner:_____ Asset/Item/Unit or Vehicle Number: _____

Year: _____ Make:_____ Model:_____

VIN/Serial Number: _____

Mileage: _____ Hours (if applicable): _____

Engine Size:_____ Gas: ☐ Diesel: ☐ Propane: ☐ Other: ☐ Type: _____ Make:

Horse Power - if it is a Diesel engine RBAI must know if it is 50 hp or above per TERP State Law Requirement:_____

Transmission: Automatic ☐ Manual ☐ Other: _____ Make: _____

Interior: Type of Seats Bucket ☐ 60-40 ☐ Bench ☐ Floor Mats: Rubber ☐ Carpet ☐

Vehicle Equipment:

	Yes	No		Yes	No
A/C	☐	☐	AM Radio	☐	☐
PS	☐	☐	FM Radio	☐	☐
PB	☐	☐	CD	☐	☐
Air Brakes	☐	☐	Cassette	☐	☐
Power Windows	☐	☐	Does it Run	☐	☐
Power Locks	☐	☐	Is it a Seized Vehicle	☐	☐
Spotlight	☐	☐	Does it have a Title	☐	☐
Rear Window Defogger	☐	☐	Is it a Salvage Title or	☐	☐
Trunk Release	☐	☐	Salvage/Rebuilt Title	☐	☐
			Does it have keys	☐	☐

Repair Remarks: (work done recently - include dates) _____

Known Defects: Unknown- Working when removed from service

Other General Remarks or Descriptions: SOLD AS IS 50' Plasma TV

Exterior Damage:

Date Removed from Service: 2019

Location: SPI Convention Centre

Contact Name/Email/Phone: Dixie Rowell dixie@sopadre.com 956-761-8383

5-116

5-117

Vehicle/Equipment Information Sheet (VIS)

RENÉ BATES AUCTIONEERS, INC.
4660 CR 1006
McKinney, Texas 75071
Phone 972-548-9636 • Fax 972-542-5495 • Email auction@renebates.com

Date: 7/24/2019

Owner:_____ Asset/Item/Unit or Vehicle Number: _____

Year: 1992 Make:_____ Model:_____

VIN/Serial Number: _____

Mileage: _____ Hours (if applicable): _____

Engine Size:_____ Gas: ☐ Diesel: ☐ Propane: ☐ Other: ☐ Type: _____ Make:

Horse Power - if it is a Diesel engine RBAI must know if it is 50 hp or above per TERP State Law Requirement:_____

Transmission: Automatic ☐ Manual ☐ Other: _____ Make: _____

Interior: Type of Seats Bucket ☐ 60-40 ☐ Bench ☐

Floor Mats: Rubber ☐ Carpet ☐

Vehicle Equipment:

	Yes	No		Yes	No
A/C	☐	☐	AM Radio	☐	☐
PS	☐	☐	FM Radio	☐	☐
PB	☐	☐	CD	☐	☐
Air Brakes	☐	☐	Cassette	☐	☐
Power Windows	☐	☐	Does it Run	☐	☐
Power Locks	☐	☐	Is it a Seized Vehicle	☐	☐
Spotlight	☐	☐	Does it have a Title	☐	☐
Rear Window Defogger	☐	☐	Is it a Salvage Title or	☐	☐
Trunk Release	☐	☐	Salvage/Rebuilt Title	☐	☐
			Does it have keys	☐	☐

Repair Remarks: (work done recently - include dates) _____

Known Defects: Unknown--Working when removed from service July 2019

Other General Remarks or Descriptions: SOLD AS IS IN A BUNDLE Commercial sound system and speakers

Exterior Damage:

Date Removed from Service: 7/2019

Location: SPI Convention Centre

Contact Name/Email/Phone: Dixie Rowell dixie@sopadre.com 956-761-8383

5-118



5-119



5-120

Vehicle/Equipment Information Sheet (VIS)

RENÉ BATES AUCTIONEERS, INC.
4660 CR 1006
McKinney, Texas 75071
Phone 972-548-9636 • Fax 972-542-5495 • Email auction@renebates.com

Date: 7/24/2019

Owner:_____ Asset/Item/Unit or Vehicle Number: _____

Year: 1992 Make:SICO Model:_____

VIN/Serial Number: _____

Mileage: _____ Hours (if applicable): _____

Engine Size:_____ Gas: ☐ Diesel: ☐ Propane: ☐ Other: ☐ Type: _____ Make:

Horse Power - if it is a Diesel engine RBAI must know if it is 50 hp or above per TERP State Law Requirement:_____

Transmission: Automatic ☐ Manual ☐ Other: _____ Make: _____

Interior: Type of Seats Bucket ☐ 60-40 ☐ Bench ☐

Floor Mats: Rubber ☐ Carpet ☐

Vehicle Equipment:

	Yes	No		Yes	No
A/C	☐	☐	AM Radio	☐	☐
PS	☐	☐	FM Radio	☐	☐
PB	☐	☐	CD	☐	☐
Air Brakes	☐	☐	Cassette	☐	☐
Power Windows	☐	☐	Does it Run	☐	☐
Power Locks	☐	☐	Is it a Seized Vehicle	☐	☐
Spotlight	☐	☐	Does it have a Title	☐	☐
Rear Window Defogger	☐	☐	Is it a Salvage Title or	☐	☐
Trunk Release	☐	☐	Salvage/Rebuilt Title	☐	☐
			Does it have keys	☐	☐

Repair Remarks: (work done recently - include dates) _____

Known Defects: Some parts and pieces are rusted and scratched or marred

Other General Remarks or Descriptions: SOLD AS IS AS A LOT- MINIMUM BID $1000.00 Stage Rails 5 ea-6ft wide 4 -8 ft wide Bleacher Rails 17ea-8 ft wide, 30ea-3ft wide rails 36ea- 3X8 Stage "Legs" 18 ea-3'X8' Stage "Bridges"

Exterior Damage:

Date Removed from Service: 7/2019

Location: SPI Convention Centre

Contact Name/Email/Phone: Dixie Rowell dixie@sopadre.com 956-761-8383

5-121



5-122

5-123

5-124

Vehicle/Equipment Information Sheet (VIS)

RENÉ BATES AUCTIONEERS, INC.

4660 CR 1006
McKinney, Texas 75071
Phone 972-548-9636 • Fax 972-542-5495 • Email auction@renebates.com

Date: 7/24/2019

Owner:_____ Asset/Item/Unit or Vehicle Number: _____

Year: _____ Make:_____ Model:_____

VIN/Serial Number: _____

Mileage: _____ Hours (if applicable): _____

Engine Size:_____ Gas: ☐ Diesel: ☐ Propane: ☐ Other: ☐ Type: _____ Make:

Horse Power - if it is a Diesel engine RBAI must know if it is 50 hp or above per TERP State Law Requirement:_____

Transmission: Automatic ☐ Manual ☐ Other: _____ Make: _____

Interior: Type of Seats Bucket ☐ 60-40 ☐ Bench ☐

Floor Mats: Rubber ☐ Carpet ☐

Vehicle Equipment:

	Yes	No		Yes	No
A/C	☐	☐	AM Radio	☐	☐
PS	☐	☐	FM Radio	☐	☐
PB	☐	☐	CD	☐	☐
Air Brakes	☐	☐	Cassette	☐	☐
Power Windows	☐	☐	Does it Run	☐	☐
Power Locks	☐	☐	Is it a Seized Vehicle	☐	☐
Spotlight	☐	☐	Does it have a Title	☐	☐
Rear Window Defogger	☐	☐	Is it a Salvage Title or	☐	☐
Trunk Release	☐	☐	Salvage/Rebuilt Title	☐	☐
			Does it have keys	☐	☐

Repair Remarks: (work done recently - include dates) _____

Known Defects: Unknown

Other General Remarks or Descriptions: SOLD AS IS AS A BUNDLE Various office equipment including priinters

Exterior Damage:

Date Removed from Service: _____

Location: SPI Convention Centre

Contact Name/Email/Phone: Dixie Rowell dixie@sopadre.com 956-761-8383

5-125

SHARP
ELECTRONIC CASH REGISTER
XE-A101
Wildly stronger!
YETI
COOLERS
www.yeticoolers.com

5-126

Vehicle/Equipment Information Sheet (VIS)

RENÉ BATES AUCTIONEERS, INC.
4660 CR 1006
McKinney, Texas 75071
Phone 972-548-9636 • Fax 972-542-5495 • Email auction@renebates.com

Date: 08/14/2019

Owner:____ Asset/Item/Unit or Vehicle Number: 1

Year: _____ Make:PRECOR Model:C956i/C966i

VIN/Serial Number: AGJYF13070041

Mileage: _____ Hours (if applicable): _____

Engine Size:_____ Gas: ☐ Diesel: ☐ Propane: ☐ Other: ☐ Type: _____ Make:

Horse Power - if it is a Diesel engine RBAI must know if it is 50 hp or above per TERP State Law Requirement:_____

Transmission: Automatic ☐ Manual ☐ Other: _____ Make: _____

Interior: Type of Seats Bucket ☐ 60-40 ☐ Bench ☐ Floor Mats: Rubber ☐ Carpet ☐

Vehicle Equipment:

	Yes	No		Yes	No
A/C	☐	☐	AM Radio	☐	☐
PS	☐	☐	FM Radio	☐	☐
PB	☐	☐	CD	☐	☐
Air Brakes	☐	☐	Cassette	☐	☐
Power Windows	☐	☐	Does it Run	☐	☐
Power Locks	☐	☐	Is it a Seized Vehicle	☐	☐
Spotlight	☐	☐	Does it have a Title	☐	☐
Rear Window Defogger	☐	☐	Is it a Salvage Title or	☐	☐
Trunk Release	☐	☐	Salvage/Rebuilt Title	☐	☐
			Does it have keys	☐	☐

Repair Remarks: (work done recently - include dates) _____

Known Defects: No known defects

Other General Remarks or Descriptions: PRECOR Heavy Duty Commercial Treadmill

Exterior Damage: _____

Date Removed from Service:
inservice currently

Location: SPI Fire Department Gym

Contact Name/Email/Phone: Chief Fowler Dfowler@myspi.org 956-761-3040

5-127

5 +28

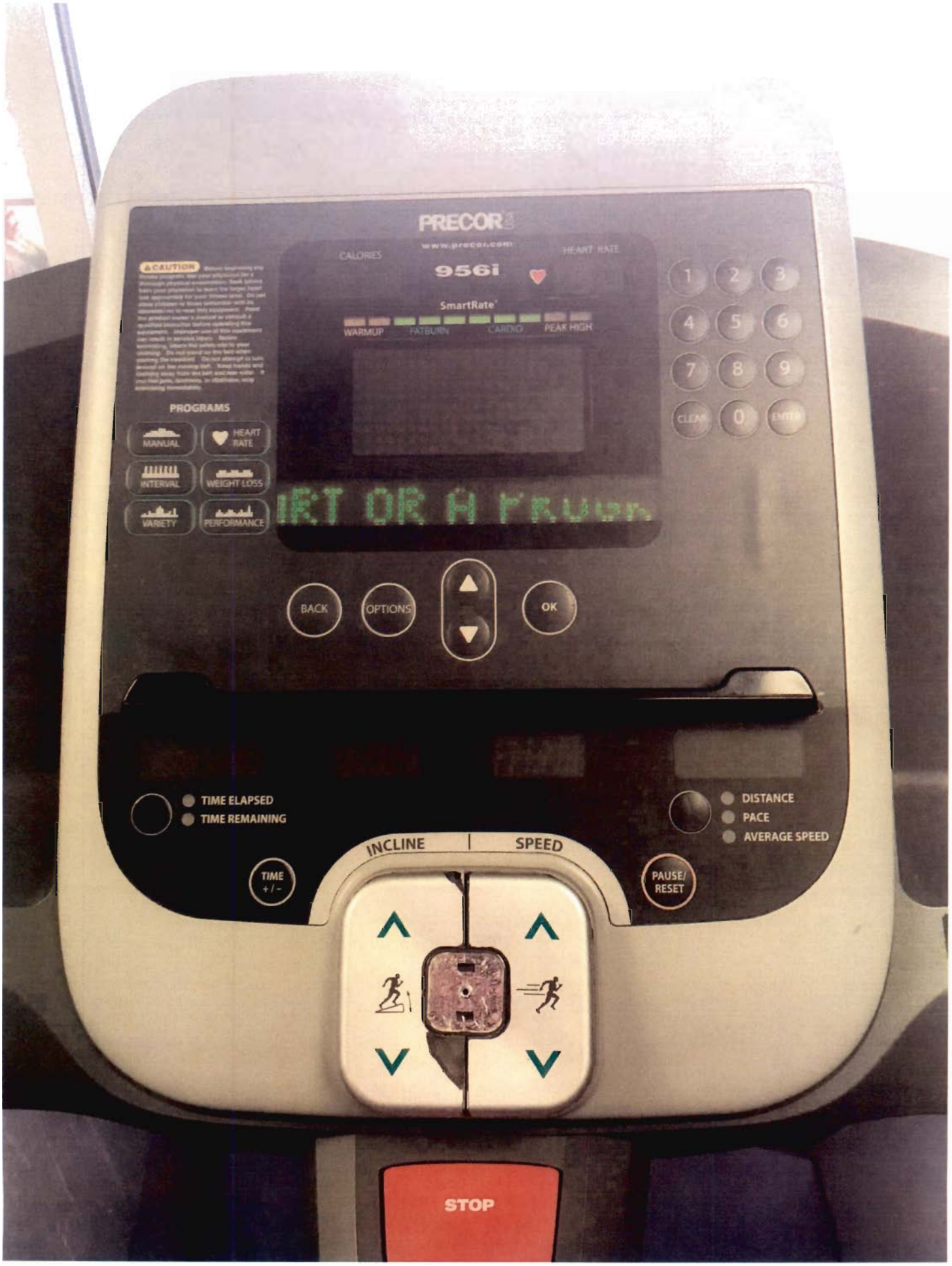
PRECOR
www.precor.com
CALORIES
HEART RATE
956i
SmartRate
WARMUP
FATBURN
CARDIO
PEAK HIGH
CAUTION
PROGRAMS
MANUAL
HEART RATE
INTERVAL
WEIGHT LOSS
VARIETY
PERFORMANCE
1
2
3
4
5
6
7
8
9
CLEAR
0
ENTER
BACK
OPTIONS
OK
TIME ELAPSED
TIME REMAINING
DISTANCE
PACE
AVERAGE SPEED
INCLINE
SPEED
TIME +/-
PAUSE/ RESET
STOP

5-129

5-130

5-131

5-132

Vehicle/Equipment Information Sheet (VIS)

RENÉ BATES AUCTIONEERS, INC.
4660 CR 1006
McKinney, Texas 75071
Phone 972-548-9636 • Fax 972-542-5495 • Email auction@renebates.com

Date: 08/14/2019

Owner:____ Asset/Item/Unit or Vehicle Number: 1

Year: _____ Make:PRECOR Model:C956i/C966i

VIN/Serial Number: AGJYF13070044

Mileage: _____ Hours (if applicable): _____

Engine Size:_____ Gas: ☐ Diesel: ☐ Propane: ☐ Other: ☐ Type: _____ Make:

Horse Power - if it is a Diesel engine RBAI must know if it is 50 hp or above per TERP State Law Requirement:_____

Transmission: Automatic ☐ Manual ☐ Other: _____ Make: _____

Interior: Type of Seats Bucket ☐ 60-40 ☐ Bench ☐

Floor Mats: Rubber ☐ Carpet ☐

Vehicle Equipment:

	Yes	No		Yes	No
A/C	☐	☐	AM Radio	☐	☐
PS	☐	☐	FM Radio	☐	☐
PB	☐	☐	CD	☐	☐
Air Brakes	☐	☐	Cassette	☐	☐
Power Windows	☐	☐	Does it Run	☐	☐
Power Locks	☐	☐	Is it a Seized Vehicle	☐	☐
Spotlight	☐	☐	Does it have a Title	☐	☐
Rear Window Defogger	☐	☐	Is it a Salvage Title or	☐	☐
Trunk Release	☐	☐	Salvage/Rebuilt Title	☐	☐
			Does it have keys	☐	☐

Repair Remarks: (work done recently - include dates) _____

Known Defects: No known defects

Other General Remarks or Descriptions: PRECOR Heavy Duty Commercial Treadmill

Exterior Damage: _____

Date Removed from Service:
inservice currently

Location: SPI Fire Department Gym

Contact Name/Email/Phone: Chief Fowler Dfowler@myspi.org 956-761-3040

5-133

5-134

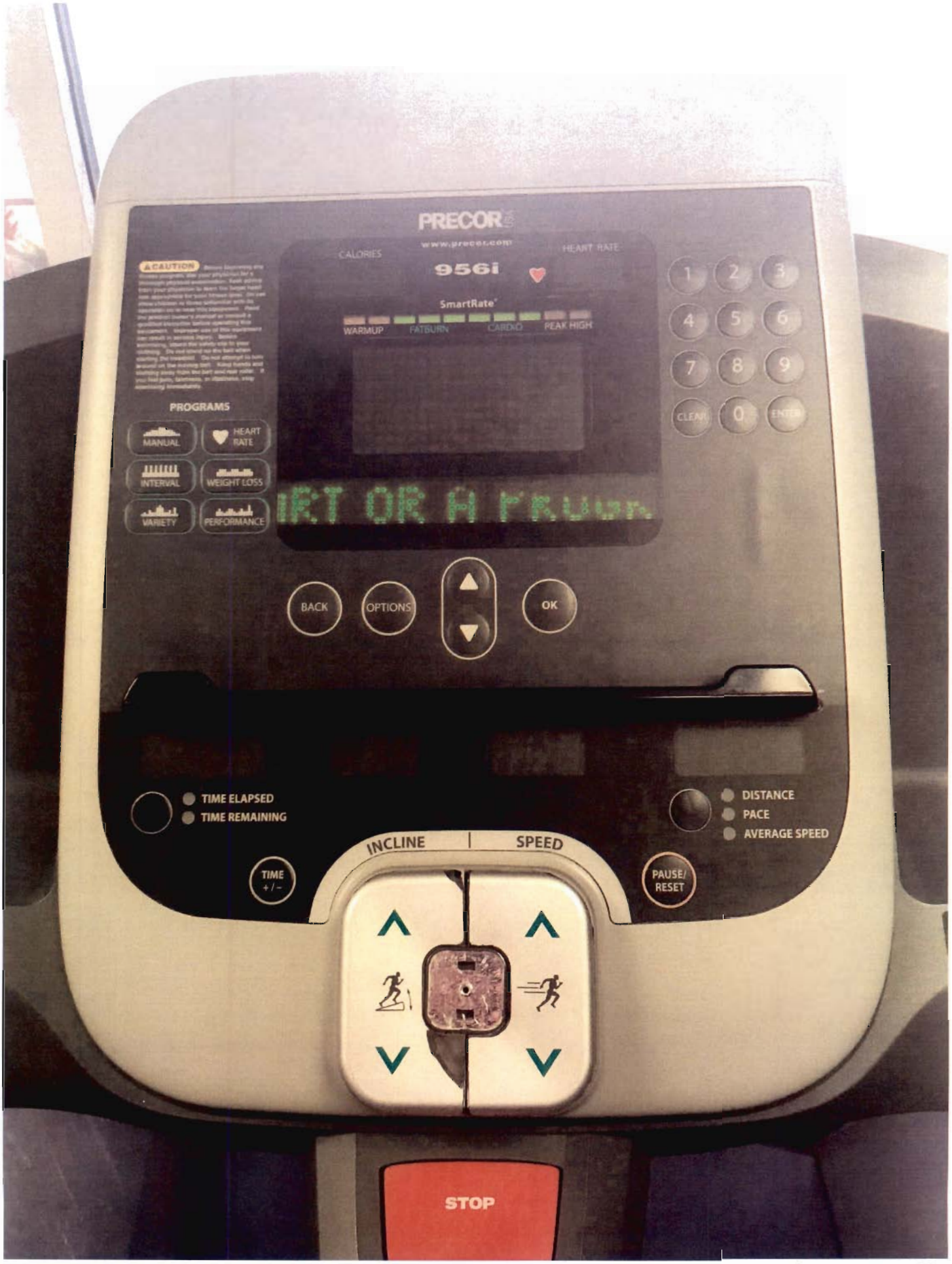
PRECOR
www.precor.com
CALORIES
HEART RATE
956i
SmartRate
WARMUP
FATBURN
CARDIO
PEAK HIGH
CAUTION
PROGRAMS
MANUAL
HEART RATE
INTERVAL
WEIGHT LOSS
VARIETY
PERFORMANCE
CLEAR
ENTER
BACK
OPTIONS
OK
TIME ELAPSED
TIME REMAINING
DISTANCE
PACE
AVERAGE SPEED
INCLINE
SPEED
TIME +/-
PAUSE/ RESET
STOP

5-135

5-136

5-137

5-138

Item No. 5e

CITY OF SOUTH PADRE ISLAND
CITY COUNCIL MEETING
AGENDA REQUEST FORM

MEETING DATE: August 21, 2019

NAME & TITLE: Jesse Arriaga, Transit Director

DEPARTMENT: Transit Department

ITEM

Approve project grant agreement RUR 2002 in the amount of $566,405, and authorize City Manager to enter grant agreement.

ITEM BACKGROUND

The City's Transit Department applied for and has been approved for $566,405 in Rural Public Transportation Funds for one year to provide deviated fixed route transportation service throughout the rural transit district service area. This project is necessary to continue current level of service and to improve and enhance future services in our rural service area.

BUDGET/FINANCIAL SUMMARY

Funds will be added to FY 19-20 budget.

COMPREHENSIVE PLAN GOAL

Chapter II. Mobility

Goal 1: The City shall provide for the safe, efficient movement of people and goods.

Objective 1.1: Develop an efficient, high quality, multimodal system that balances all transportation needs.

Strategy 1.1.2.8: The City should explore the feasibility of a multi-use facility that may serve as a new transit vehicle storage facility for the WAVE and a public parking garage, along with mixed retail, office, and upper floor living uses. The facility may also serve as a center for taxicab, pedicab, and water ferry operations, a commuter service, and tour operators.

GOAL 2: The City shall provide quality and professional transportation system to the public

Objective 2.1: Transportation infrastructure shall be planned well in advance of development to ensure orderly and timely improvements as the mobility and access needs continue to increase.

Objective 2.2: The appearance of transportation system including street rights-of-way should contribute to the character of the City.

LEGAL REVIEW

Sent to Legal:	YES: _____	NO: ____X_____
Approved by Legal:	YES: _____	NO: _____

RECOMMENDATIONS/COMMENTS

Approve to continue current level of transit services and to improve and enhance future services in our rural service area.

PGA: PUBLIC TRANSPORTATION - RURAL STATE FUNDS
SUBRECIPIENT: South Padre Island, City of
FAIN: N/A
CFDA #:
TXDOT PROJECT #: RUR 2002 (29)
PROJECT ID #: 51218022920
MASTER GRANT AGREEMENT #: MGA-2017-2021-SPI-099
NOT RESEARCH AND DEVELOPMENT

STATE OF TEXAS §

COUNTY OF TRAVIS §

RURAL STATE PROGRAM
FISCAL YEAR 2020
PROJECT GRANT AGREEMENT

THIS PROJECT GRANT AGREEMENT (PGA) is made by and between the State of Texas, acting through the Texas Department of Transportation, called the "State" and South Padre Island, City of, called the "Subrecipient".

WITNESSETH

WHEREAS, Texas Transportation Code Chapter 455 authorizes the State to assist the Subrecipient in procuring aid for the purpose of establishing and maintaining public and mass transportation projects and to administer funds appropriated for public transportation under Transportation Code Chapter 456; and

WHEREAS, the Governor of the State of Texas has designated the Texas Department of Transportation to provide state funds for public transportation purposes; and

WHEREAS, the Subrecipient submitted a Fiscal Year 2020 Grant Application (if applicable) for state financial assistance, and the Texas Transportation Commission approved the application by Minute Order Number(s) 115511; and,

WHEREAS, the Subrecipient must execute a Grant Application (if applicable) and Fiscal Year Certifications and Assurances each fiscal year grant period for consideration for new state and federal grants; and

WHEREAS, a Master Grant Agreement (MGA) between the Subrecipient and the State has been adopted and states the general terms and conditions for grant projects developed through this PGA;

NOW THEREFORE, the State and Subrecipient agree as follows:

AGREEMENT

5-141

ARTICLE 1. GRANT TIME PERIOD

This PGA becomes effective when fully executed by both parties or on 09/01/2019, whichever is later. This PGA shall remain in effect until 08/31/2020, unless terminated or otherwise modified in an Amendment. This PGA will not be considered fully executed until both parties have executed a MGA, and the Subrecipient has submitted the Grant Application (if applicable) and Certification and Assurances to the State. The time period of this PGA cannot be extended past the MGA, without exception. Any cost incurred before or after the contract period shall be ineligible for reimbursement.

ARTICLE 2. PROJECT DESCRIPTION

A. The Subrecipient shall complete the public transportation project described in the Grant Application, the Attachment A - Approved Project Description, and the Attachment B - Project Budget. Attachments A and B are attached to and made a part of this agreement. The Subrecipient shall complete the project in accordance with all of the documents associated with the MGA and with all applicable federal and state laws and regulations.

B. If applicable, the Subrecipient shall begin competitive procurement procedures by issuing an invitation for bids or a request for proposals no later than sixty (60) days after the effective date of this grant agreement for the purchase of the approved line items referenced in Attachment A. No later than sixty (60) days after the issuance of public notification, the Subrecipient shall publicly open all bids or privately review proposals. The Subrecipient shall enter into a binding agreement with a supplier no later than thirty (30) days after the opening of an acceptable bid or proposal. The Subrecipient shall notify the department in writing when it is necessary to exceed these deadlines.

ARTICLE 3. COMPENSATION

The maximum amount payable under this PGA without modification is $566,405 and 0 Transportation Development Credits, provided that expenditures are made in accordance with the amounts and for the purposes authorized in the Grant Application, the Attachment A, and the Attachment B.

Invoices are to be submitted electronically through the eGrants system.

ARTICLE 4. AMENDMENTS

Except as noted in the MGA, changes in the scope, objectives, cost, or duration of the project authorized in this agreement shall be enacted by written amendment approved by the parties before additional work may be performed or additional costs incurred. Any amendment must be executed by both parties within the grant period specified in Article 1, Grant Time Period.

ARTICLE 5. INCORPORATION OF MGA PROVISIONS

This PGA incorporates all of the governing provisions of the MGA in effect on the date of final execution of this PGA, unless an exception has been made in this agreement.

ARTICLE 6. SIGNATORY WARRANTY

Each signatory warrants that the signatory has necessary authority to execute this agreement on behalf of the entity represented.

ARTICLE 7. ACCESS TO INFORMATION

The Subrecipient is required to make any information created or exchanged with the state pursuant to this contract, and not otherwise excepted from disclosure under the Texas Public Information Act, available in a format that is accessible by the public at no additional charge to the state.

THIS AGREEMENT IS EXECUTED by the State and the Subrecipient in duplicate.

THE SUBRECIPIENT

_____
Signature

_____
Title

_____
Date

THE STATE OF TEXAS

_____
Signature

Public Transportation Coordinator
Title

_____
Date

List of Attachments

A – Approved Project Description
B – Project Budget

ATTACHMENT A
APPROVED PROJECT DESCRIPTION

As presented in the City of South Padre Island – Island Metro FY20 Grant Application, Island Metro will provide deviated fixed route service throughout the rural transit district service area.

Transit provider shall comply with Article 12: Project Records and Reports and Article 13 of the Master Grant Agreement requiring procurement and project milestones / quarterly progress reports. Within 30 days of PGA execution, the subrecipient will provide the TxDOT Public Transportation Coordinator with a project milestone plan that delineates fund expenditures throughout the contract period.

Per Texas Administrative Code (TAC) 31.47, Audit and Project Close-Out Standards: The subrecipient shall make every reasonable effort to complete all project activities and request appropriate reimbursements within the time period specified in the project agreement and TAC 9.136, Suspension or Termination for Cause: On termination of a subgrant, the unexpended and unobligated funds awarded to the subgrantee immediately revert to the department (TxDOT).

ATTACHMENT B
PROJECT BUDGET

#	Description	Fuel Type	# of Units	Award Amount	State Match	Local Match	In-Kind Match	Total Funds	TDC	Match Ratio	TDC Amount
1	Project Administration - 11.79.00		1	$72,000				$72,000			0
2	Operating - 30.09.01		1	$458,405				$458,405			0
3	Preventive Maintenance - 11.7A.00		36000	$36,000				$36,000			0
			Totals:	$566,405	$0	$0	$0	$566,405			0

5-1-45

Item No. 5f

CITY OF SOUTH PADRE ISLAND
CITY COUNCIL MEETING
AGENDA REQUEST FORM

MEETING DATE: August 21, 2019

NAME & TITLE: Jesse Arriaga, Transit Director

DEPARTMENT: Transit Department

ITEM

Approve amendment for project grant agreement RPT 1802(21) 032_18 in the amount of $120,159, and authorize City Manager to enter grant agreement.

ITEM BACKGROUND

This amendment adds the FY 2018 Vehicle Miles award of $120,159 and 4,051 Transportation Development Credits (TDCs) to the project grant agreement for a total of $665,414 and 4,051 TDCs.

BUDGET/FINANCIAL SUMMARY

Funds will be added to FY 18-19 budget.

COMPREHENSIVE PLAN GOAL

Chapter II. Mobility

Goal 1: The City shall provide for the safe, efficient movement of people and goods.

Objective 1.1: Develop an efficient, high quality, multimodal system that balances all transportation needs.

Strategy 1.1.2.8: The City should explore the feasibility of a multi-use facility that may serve as a new transit vehicle storage facility for the WAVE and a public parking garage, along with mixed retail, office, and upper floor living uses. The facility may also serve as a center for taxicab, pedicab, and water ferry operations, a commuter service, and tour operators.

GOAL 2: The City shall provide quality and professional transportation system to the public

Objective 2.1: Transportation infrastructure shall be planned well in advance of development to ensure orderly and timely improvements as the mobility and access needs continue to increase.

Objective 2.2: The appearance of transportation system including street rights-of-way should contribute to the character of the City.

LEGAL REVIEW

Sent to Legal:	YES: _____	NO: ___X_____
Approved by Legal:	YES: _____	NO: _____

RECOMMENDATIONS/COMMENTS

Approve to continue current level of transit services and to improve and enhance future services in our rural service area.

PGA: PUBLIC TRANSPORTATION PROJECT GRANT AGREEMENT AMENDMENT
SUBRECIPIENT: South Padre Island, City of
FAIN: TX-2017-032
CFDA #: 20.509
TXDOT PROJECT #: RPT 1802(21) 032_18
PROJECT ID #: 51018A22118
MASTER GRANT AGREEMENT #: MGA-2017-2021-SPI-099
FEDERAL TRANSIT ADMINISTRATION
NOT RESEARCH AND DEVELOPMENT

STATE OF TEXAS §

COUNTY OF TRAVIS §

PUBLIC TRANSPORTATION
PROJECT GRANT AGREEMENT
AMENDMENT # 1

THIS AMENDMENT is made by and between the State of Texas, acting through the Texas Department of Transportation, called the "State" and South Padre Island, City of, called the "Subrecipient".

WITNESSETH

WHEREAS, the State and the Subrecipient executed a project grant agreement on May 4 2018 2:26PM; and,
WHEREAS, on June 28, 2018 the Texas Transportation Commission approved Minute Order Number 115241 awarding §5311 funds based on Vehicle Miles; and,

WHEREAS, in accordance with Texas Administrative Code, Title 43, Chapter 31, Section 31.36, Transportation Development Credits (TDC) are awarded; and,

WHEREAS, it has become necessary to amend that project grant agreement;

NOW THEREFORE, the State and the Subrecipient do agree as follows:

AGREEMENT

1. **Description of Amended Items**

   This amendment adds the FY 2018 Vehicle Miles award of $120,159 and 4,051 TDC to the project grant agreement. The maximum amount payable without modification in ARTICLE 3. COMPENSATION of the grant agreement is revised to $665,414 and 4,051 TDC. Attachment B, Project Budget, hereto attached, shall replace the Project Budget page in said agreement.

   All other provisions of the original project grant agreement not amended are unchanged and remain in full force and effect. This amendment becomes effective on the later date of full execution by both

5-148

parties.

2. **Incorporation of Master Grant Agreement (MGA) Provisions**

   This amendment incorporates all of the governing provisions of the MGA in effect on the date of final execution of this amendment, unless an exception has been made by the terms of this PGA.

3. **Signatory Warranty**

   Each signatory warrants that the signatory has necessary authority to execute this agreement on behalf of the entity represented.

THIS AGREEMENT IS EXECUTED by the State and the Subrecipient in duplicate.

THE SUBRECIPIENT

Jesse Arriaga

Signature

Transit Director

Title

Aug 20 2018 9:51AM

Date

THE STATE OF TEXAS

Gracie Cantu

Signature

Public Transportation Coordinator

Title

Aug 28 2018 11:20AM

Date

List of Attachments

A – Approved Project Description
B – Project Budget

ATTACHMENT A
APPROVED PROJECT DESCRIPTION

As presented in the City of South Padre Island – Island Metro FY18 Grant Application, Island Metro will provide deviated fixed route service throughout the rural transit district service area.

Transit provider shall comply with Article 12: Project Records and Reports and Article 13 of the Master Grant Agreement requiring procurement and project milestones / quarterly progress reports. Within 30 days of PGA execution, the subrecipient will provide the TxDOT Public Transportation Coordinator with a project milestone plan that delineates fund expenditures throughout the contract period.

Per Texas Administrative Code (TAC) 31.47, Audit and Project Close-Out Standards: The subrecipient shall make every reasonable effort to complete all project activities and request appropriate reimbursements within the time period specified in the project agreement and TAC 9.136, Suspension or Termination for Cause: On termination of a subgrant, the unexpended and unobligated funds awarded to the subgrantee immediately revert to the department (TxDOT).

TxDOT's Public Transportation Division's (PTN) Federal Transit Administration overall Disadvantaged Business Enterprise (DBE) goal for fiscal years 2018 - 2020 is 2.9 percent of funds expended by grantees. This is not a contract specific goal but an overall goal for annual DBE participation. PTN grantees should undertake efforts to include DBE businesses in purchasing and contacting opportunities , and are encouraged to utilize DBE business whenever practicable. The full definition of DBE program requirements is found in Article 23 of the Master Grant Agreement.

ATTACHMENT B
PROJECT BUDGET

#	Description	Fuel Type	# of Units	Award Amount	State Match	Local Match	In-Kind Match	Total Funds	TDC	Match Ratio	TDC Amount
1	Project Administration - 11.79.00		400000	$320,000	$80,000			$400,000			0
2	Operating - 30.09.01		650318	$325,159	$325,159			$650,318			0
3	Preventive Maintenance - 11.7A.00		20255	$20,255				$20,255	X	80/20	4,051
			Totals:	$665,414	$405,159	$0	$0	$1,070,573			4,051

151-5

Item No. 5g

CITY OF SOUTH PADRE ISLAND
CITY COUNCIL MEETING
AGENDA REQUEST FORM

MEETING DATE August 21, 2019

NAME & TITLE: Claudine O'Carroll, Interim Police Chief

DEPARTMENT: Police Department

ITEM

Approve a budget amendment of Federal forfeiture funds in the amount of $5,852 for four (4) LWRC-Direct Impingement 5.56mm NFA SBR Select Fire 10.6 Barrell weapons.

ITEM BACKGROUND

The forfeiture funds will be used to pay for the four weapons.

BUDGET/FINANCIAL SUMMARY

Increase line item 08-521-0150-01 (Minor Tools & Equipment-Federal) by $5,852.
The current level of Federal seized funds is approximately $39,298.

COMPREHENSIVE PLAN GOAL

Chapter 8-2 Plan Implementation

LEGAL REVIEW

Sent to Legal:	YES: _____	NO: ___X___
Approved by Legal:	YES: _____	NO: ___X___

Comments:

RECOMMENDATIONS/COMMENTS

Approve budget amendment.

Quote Request Form

City of South Padre Island
4601 Padre Blvd.
South Padre Island, TX 78597
Phone: (956) 761-6456
Fax: (956) 761-3888

Date: Aug 5, 2019 **Department / Division:** Police

Quantity:	Item Description:
4	LWRC- Direct Impingement 5.56 mm NFA SBR Select Fire 10.5" Barrell

Vendor:	GT Distributors	**Address:**	PO Box 16080 Austin, TX. 78761		
Contact:	H.L. Fahnstock	**Phone:**	512-451-8298	**Price**	$5,101.12

Vendor:	Defense Solutions Group, Inc.	**Address:**	9001 South Freeway Fort Worth, TX. 76140		
Contact:	Vender	**Phone:**	1-800-382-7571	**Price:**	$5,850.72

Vendor:	LWRC	**Address:**	815 Chesapeake Drive Cambridge, MD. 21613		
Contact:	Megan Jones	**Phone:**	410-901-1348	**Price:**	$5,852.00

Vendor:		**Address:**			
Contact:		**Phone:**		**Price:**	

Vendor:		Address:			
Contact:		Phone:		Price:	

Notes:	Rifle being purchased for SPIPD LEERT Team.

Submit to the Finance Department with all pertaining purchasing information.
RGuzman@MySPI.org

Form Number: IFI0005
Last Updated: 07/11/13

5-153

Quote	QTE0106687
Date	6/20/2019
Page:	1

Q1

GT Distributors - Austin
P.O. Box 16080
Austin TX 78761
(512) 451-8298 Ext. 0000

Bill To:

South Padre Island (TX)
Police Department
PO Box 3410
South Padre Island TX 78597

Ship To:

South Padre Island
4601 Padre Blvd
South Padre Island TX 78597

Purchase Order No.	Customer ID	Salesperson ID	Shipping Method	Payment Terms	Req Ship Date	Master No.
062019 LWRC	000166	DE		NET 15	0/0/0000	1,976,032

Quantity	Item Number	Description	UOM	Unit Price	Ext. Price
4	LWRC-ICDIR5B10MG*	IC DI DIRECTIMPINGEMENT 10.5"	Each	$1,275.28	$5,101.12

All returns must be authorized by GT Distributors. Interest charges on past due invoices at the maximum rate allowed by law.

Your salesperson is H.L. Fahnestock. Thank You.
Victor Espinoza vespinosa@myspi.org

Subtotal	$5,101.12
Misc	$0.00
Tax	$0.00
Freight	$0.00
Total	$5,101.12

DATE 8-5-19
ACCT 08521-0150
P.O.
APPROVED

5-154

Q-2

Defense Solutions Group, Inc.
Defense Solutions Group, Inc.
9001 South Freeway
Fort Worth, TX 76140
United States of America
P: (800) 382-7571

Returned Goods Authorization Form

Document Date	Return Number
6/25/2019	QTE10010863

Page: 1/1
Printed On: 8/2/2019 11:49 AM

Bill To
South Padre Island Police Department
Victor Espinoza 4601 Padre Blvd South Padre Island, TX 78597 P: (956) 761-5454

Pickup Location
South Padre Island Police Department
Victor Espinoza 4601 Padre Blvd South Padre Island, TX 78597 P: (956) 761-5454

Customer ID	Sales Person	Orig. Invoice	Original PO	Pickup Via	Master Number
64829	SDAVIS			GROUND	623,306

Item Number	Description	Price	Quantity	Ext Price
LWRICDIR5B10MG	**LWRC Direct Impingement 5.56MM NFA SBR Select fire 10.**	**1,448.00**	**4**	**5,792.00**

Subtotal:	$5792.00
Misc:	$0.00
Tax:	$0.00
Freight:	$58.72
Total:	$5850.72

Notes

Shipping Instructions

5-155

Q3

815 Chesapeake Drive, Cambridge, MD 21613 United States

PH - 410.901.1348 FX - 410.228.1775 www.lwrci.com

August 2, 2019

Price Quotation Number: SPIPD8319

South Padre Island Police Dept.
Attn: Det. Victor Espinoza
4601 Padre Blvd
South Padre Island, TX 78597

Via: VEspinoza@MySPI.org

TERMS AND CONDITIONS

Prices are in US Dollars.
Quote Valid for 60 days. Prices subject to change after 60 days.
Estimated time to shipping: 5-6 weeks pending accessory availability
Payment Terms: Net 30
FET Out pricing It is the customer's responsibility to provide a tax exemption certificate with their purchase order.

LWRCI is pleased to offer the following quotation in response to your requirement:

LWRCI P/N	DESCRIPTION	QTY	PRICE	EXTENDED PRICE
ICDIR5B10MG	LWRCI IC-DI " Government Model" Rifle, Select Fire, 5.56 mm, 10.5 Inch Barrel, Color: Black, LWRCI Front and Rear Back-Up Iron Sights (Black), Ambidextrous Charging Handle, Ambidextrous Lower Receiver, LWRCI Stock (Black) MOE + Grip (Black) (1) 30 Round Magazine	4	$1,448.00	$5,792.00
			Shipping	$60.00
			Grand Total	$5,852.00

EXPORT CONTROL PROVISIONS

Products offered on this quotation are subject to all applicable export and re-export laws and regulations of the United States of America. Customer agrees not to resell or re-export product or technical data without obtaining appropriate licenses. Customer certifies that items ordered are not destined for any destination, end-use or end-user prohibited or restricted by U.S. export controls and economic sanctions laws, including without limitation in, or by nationals of Cuba, Iran, North Korea, Sudan or Syria.

Please contact me for additional information regarding this quotation.

Megan Jones
LE Account Manager
mjones@lwrci.com
(410) 901-1348

Item No. 5h

CITY OF SOUTH PADRE ISLAND
CITY COUNCIL MEETING
AGENDA REQUEST FORM

MEETING DATE: August 21, 2019

NAME & TITLE: C. Alejandro Sanchez, P.E., CFM, Public Works Director

DEPARTMENT: Public Works Department

ITEM

Approve Side Street Improvements (Phase I), Change Order No. 2 in the amount of $41,371.68 and approve a budget amendment for the same amount.

ITEM BACKGROUND

The 2018 Street Reconstruction project consists of improving eight side street on the East side of Padre Boulevard. The streets are East Verna Jean Drive, East Polaris Drive, East Jupiter Lane, East Venus Lane, East Lantana Street, East Atol Street, East Sunny Isle and East White Sands Street.

On March 7, 2018, City Council approved to award the contract to the lowest bidder, REIM Construction, Inc.

This Change Order will is for additional quantities primarily to improve the driveway grades, removing the existing sidewalk along Polaris Drive that was not ADA compliant and adjustment of various other items on all the streets.

All Streets:
• Additional concrete residential driveway to improve driveway grades along with eliminating existing driveway cracking that was occurring at property lines.
• Decrease in stamped concrete decals

Verna Jean:
• Additional valve & cleanouts required that were found during construction

Polaris Drive:
• Additional 2' concrete valley gutter used in lieu of Type II curb and gutter due to a resident's request to not block a driveway used for a boat and trailer. Extra valley gutter was used as well to alleviate an issue with SeaScape condos. 4" concrete sidewalk that was reconstructed because the existing sidewalk was not ADA compliant along the Stripes.

Venus Lane:
• 6" concrete paving due to varying site conditions extra concrete was needed.
• Additional 4" concrete sidewalk was used to reroute sidewalk to connect to existing ramp, due to a utility pole that was installed after plans were created.

Lantana Street:
• Additional 4" concrete sidewalk due to the city's guidance to fill area between the first two driveways on the north with concrete during construction.
• TY II curb & gutter used in lieu of 2' concrete valley gutter at one location

Atol Street:
• TY II curb & gutter used in lieu of 2' concrete valley gutter at one location

Sunny Isle
• TY II curb & gutter used in lieu of TY II curb at one location

White Sands Street:
• Removal of existing signs that weren't present when survey was performed
• 3' box drain, additional ditch grading and revegetation to maintain positive drainage after additional pavement elevations were provided by the Contractor
• Updated two driveways to be brick driveways instead of concrete to match what was existing.
• Striping was done to meet city's desire to have parking on the some of the street.

West Palm Street:
• Concrete valley gutter and TY II curb & gutter in parking bays in lieu of TY II curb as per city's request during construction.
• Additional concrete sidewalk was added to connect driveway at the hotel to connect to Padre Boulevard.
• Striping to provide parking along street per the city's request.

State law allows change orders up to 25% increase or decrease of the original contract amount. Including this change order the cumulative increase amount is 12.6% and this change order would account for 2.9% increase.

BUDGET/FINANCIAL SUMMARY

The current unencumbered balance of the Tax Notes Series 2016 is $367.79; which will leave a balance of $41,003.99 to be paid.
This balance will be paid by transferring funds from three departments:

- $30,000 from Special Projects (balance of CM executive research)
- $5,000 from Fleet (PD fuel)
- $6,003.99 from HR (Tuition)

These transfers will require to have the following accounts to be adjusted accordingly:
Decrease line item 01-572-0530 by $30,000
Decrease line item 01-540-0104-01 by $5,000

Decrease line item 01-516-0514 by $6,003.99
Increase line item 01-543-1009 by $41,003.99

COMPREHENSIVE PLAN GOAL

4.F. Provide a safe and attractive environment for walking and bicycling.

LEGAL REVIEW

Sent to Legal:	YES: _____	NO: ____x____
Approved by Legal:	YES: _____	NO: ____x____

RECOMMENDATIONS/COMMENTS

Recommend approval.

Construction Contract Change Order Request Form

Engineer:	Owner:	Contractor:
Kimley Horn and Associates PO Box 951640 Dallas, TX 75395-1640 Phone No.:972-770-1386	City of South Padre Island 4601 Padre Blvd South Padre Island, TX 78597 Phone No.: 956-761-8159	REIM Construction, Inc. 9612 N. Stewart Rd. Mission, TX 78573 Agreement Date: 2/21/18 Phone No.:956-580-2675

Project No.: Project Description: South Padre Island Street Reconstruction	Change Order No.: 2 Date: 7/9/19

Reason for Request:

All Streets:

- Additional concrete residential driveway to improve driveway grades along with eliminating existing driveway cracking that was occurring at property lines.
- Decrease in stamped concrete decals

Verna Jean:

- Additional valve & cleanouts required that were found during construction

Polaris Drive:

- Additional 2' concrete valley gutter used in lieu of Type II curb and gutter due to a resident's request to not block a driveway used for a boat and trailer. Extra valley gutter was used as well to alleviate an issue with SeaScape condos.4" concrete sidewalk that was reconstructed because the existing sidewalk was not ADA compliant along the Stripes.

Venus Lane:

- 6" concrete paving due to varying site conditions extra concrete was needed.
- Additional 4" concrete sidewalk was used to reroute sidewalk to connect to existing ramp, due to a utility pole that was installed after plans were created.

Lantana Street:

- Additional 4" concrete sidewalk due to the city's guidance to fill area between the first two driveways on the north with concrete during construction.
- TY II curb & gutter used in lieu of 2' concrete valley gutter at one location

Atol Street:

- TY II curb & gutter used in lieu of 2' concrete valley gutter at one location

Sunny Isle

- TY II curb & gutter used in lieu of TY II curb at one location

White Sands Street:

- Removal of existing signs that weren't present when survey was performed
- 3' box drain, additional ditch grading and revegetation to maintain positive drainage after additional pavement elevations were provided by the Contractor
- Updated two driveways to be brick driveways instead of concrete to match what was existing.
- Striping was done to meet city's desire to have parking on the some of the street.

West Palm Street:

- Concrete valley gutter and TY II curb & gutter in parking bays in lieu of TY II curb as per city's request during construction.

- Additional concrete sidewalk was added to connect driveway at the hotel to connect to Padre Boulevard.
- Striping to provide parking along street per the city's request.
- Striping arrows for turning movements at Padre Blvd intersection.

Item No.	Description of Changes: Quantities, Units, Unit Prices, Change in Completion Scheduled, Etc.	Decrease in Contract Price	Increase in Contract Price
	Total cost of change order items as listed in attached list		$41,371.68

Change in Contract Price		Change in Contract Time (Calendar Days)		
Original Contract Price:	$1,444,900.90	Original Contract Time:	150	days
Previous Change Order(s): No. 1 to No. 4	<$141,256.30>	Net Change From Previous Change Orders:	45	days
Contract Price Prior to this Change Order:	$1,586,157.20	Contract Time Prior to this Change Order:	195	days
Net Increase/Decrease of this Change Order:	**$41,371.68**	**Net Increase/Decrease of this Change Order:**	**0**	**days**
Contract Price With all Approved Change Orders:	$1,627,528.88	Contract Time With all Change Orders:	195	days
Cumulative Percent Change in Contract Price (+/-): 12.6 %		Current Construction Contract End Date: (mm/dd/yy)	2/1/2019	
Construction Contract Start Date: (mm/dd/yy)	4/19/2018	New Construction Contract End Date: (mm/dd/yy)	2/1/2019	

This Change Order Request is not valid until approved by the City Council.

RECOMMENDED:	**APPROVED:**	**ACCEPTED:**
By: [signature]	By:	By: [signature]
ENGINEER	OWNER	CONTRACTOR
Date: 7/9/19	Date:	Date: 7/9/19

5-161

PROJECT: 2018 Street Reconstructions

CITY: South Padre Island

BID TABS COMPARISON

Kimley»Horn

REIM CONSTRUCTION, INC.
9612 STEWART RD
MISSION, TX 78573

ITEM CODE	DESCRIPTION	UNIT	QUANTITY ADJUSTMENT	Unit Price on Bid Form	Cost Adjustment
VERNA JEAN DRIVE					
6	Concrete Residential Driveways	S.Y.	106	$ 49.00	$ 5,194.00
9	Concrete Sidewalk	S.Y.	-16.28	$ 45.00	$ (732.60)
10	Stamped Concrete Decal	Ea.	-5	$ 40.00	$ (200.00)
12	Adjust Valve & Cleanout	Ea.	2	$ 135.00	$ 270.00
			VERNA JEAN DRIVE TOTAL		$ 4,531.40
POLARIS DRIVE					
7	Concrete Residential Driveways	S.Y.	27.06	$ 49.00	$ 1,325.94
8	2' Concrete Valley Gutter	L.F.	116.5	$ 19.25	$ 2,242.63
9	Concrete Curb and Gutter (Type II)	L.F.	-135	$ 11.75	$ (1,586.25)
10	Concrete Sidewalk	S.Y.	100	$ 45.00	$ 4,500.00
11	Stamped Concrete Decal	Ea.	-7	$ 40.00	$ (280.00)
21	Remove Existing Sign	Ea.	-6	$ 59.00	$ (354.00)
			POLARIS DRIVE TOTAL		$ 5,848.32
JUPITER LANE					
6	Concrete Residential Driveways	S.Y.	97.12	$ 49.00	$ 4,758.88
11	Stamped Concrete Decal	Ea.	-2	$ 40.00	$ (80.00)
13	Type 7 Pedestrian Ramp	Ea.	-2	$ 1,250.00	$ (2,500.00)
			JUPITER LANE TOTAL		$ 2,178.88
VENUS LANE					
4	6" Concrete Paving	S.Y.	3.61	$ 57.50	$ 207.58
7	Concrete Residential Driveways	S.Y.	150.08	$ 49.00	$ 7,353.92
10	Concrete Sidewalk	S.Y.	7.78	$ 45.00	$ 350.10
11	Stamped Concrete Decal	Ea.	-11	$ 40.00	$ (440.00)
			VENUS LANE TOTAL		$ 7,471.60
LANTANA STREET					
6	Concrete Residential Driveways	S.Y.	83.02	$ 49.00	$ 4,067.98
7	2' Concrete Valley Gutter	L.F.	-40	$ 19.25	$ (770.00)
8	Concrete Curb and Gutter (Type II)	L.F.	40	$ 11.75	$ 470.00
9	Concrete Sidewalk	S.Y.	36.16	$ 45.00	$ 1,627.20
10	Stamped Concrete Decal	Ea.	-5	$ 40.00	$ (200.00)
			LANTANA STREET TOTAL		$ 5,195.18
ATOL STREET					
6	Concrete Residential Driveways	S.Y.	6.89	$ 49.00	$ 337.61
7	2' Concrete Valley Gutter	L.F.	-26	$ 19.25	$ (500.50)
8	Concrete Curb and Gutter (Type II)	L.F.	26	$ 11.75	$ 305.50
11	Stamped Concrete Decal	Ea.	-6	$ 42.75	$ (256.50)
			ATOL STREET TOTAL		$ (113.89)
SUNNY ISLE					
8	Concrete Curb and Gutter (Type II)	L.F.	11	$ 11.75	$ 129.25
9	Concrete Curb (Type II)	L.F.	-10	$ 15.25	$ (152.50)
10	Concrete Sidewalk	S.Y.	0.88	$ 45.00	$ 39.60
11	Stamped Concrete Decal	Ea.	-1	$ 40.00	$ (40.00)
			SUNNY ISLE TOTAL		$ (23.65)
WHITE SANDS STREET					
6	Concrete Residential Driveways	S.Y.	-108	$ 49.00	$ (5,292.00)
9	Stamped Concrete Decal	Ea.	-9	$ 40.00	$ (360.00)
15	Remove Existing Sign	Ea.	2	$ 59.00	$ 118.00
ADD	Proposed Ditch	L.F.	179	$ 9.95	$ 1,781.05
ADD	Brick Driveways	S.Y.	95.4	$ 95.50	$ 9,110.70
ADD	3' Box Drain	Ea.	1	$ 4,562.97	$ 4,562.97
ADD	Revegetate Ditch Extension	S.Y.	239	$ 2.00	$ 478.00
ADD	Reflective Pavement Marking (White) 4" (Solid)	L.F.	479	$ 2.00	$ 958.00
ADD	Reflective Pavement Marking (White) 4" (Solid)	L.F.	560	$ 2.00	$ 1,120.00
ADD	Raised Pavement Marking	Ea.	32	$ 6.50	$ 208.00
			WHITE SANDS STREET TOTAL		$ 12,684.72
WEST PALM STREET					
6	Concrete Residential Driveways	S.Y.	63.45	$ 49.00	$ 3,109.05
7	Asphalt Driveways	S.Y.	-25	$ 19.50	$ (487.50)
8	2' Concrete Valley Gutter	L.F.	55.5	$ 19.25	$ 1,068.38
9	Concrete Curb and Gutter (Type II)	L.F.	168	$ 11.75	$ 1,974.00
10	Concrete Curb (Type II)	L.F.	-168	$ 15.25	$ (2,562.00)
11	4" Concrete Sidewalk	S.Y.	10.56	$ 45.00	$ 475.20

PROJECT: 2018 Street Reconstructions

CITY: South Padre Island

BID TABS COMPARISON

Kimley»Horn

				REIM CONSTRUCTION, INC. 9612 STEWART RD MISSION, TX 78573	
12	Stamped Concrete Decal	Ea.	1	$ 40.00	$ 40.00
ADD	Reflective Pavement Marking (White) 12" (Solid)	L.F.	22	$ 6.25	$ 137.50
ADD	Reflective Pavement Marking (White) 4" (Solid)	L.F.	-309	$ 2.00	$ (618.00)
ADD	Reflective Pavement Marking (white) 8" (Solid)	L.F.	30	$ 4.00	$ 120.00
ADD	Reflective Pavement Marking (white) 24" (Solid)	L.F.	-5	$ 11.50	$ (57.50)
ADD	Reflective Pavement Marking (Yellow) 4" (Solid)	L.F.	174	$ 2.00	$ 348.00
ADD	Reflective Raised Pavement Markers	Ea.	8	$ 6.50	$ 52.00
			WEST PALM STREET TOTAL		$ 3,599.13
			REIM CONSTRUCTION, INC. TOTAL		$ 41,371.68

Item No. 5i

CITY OF SOUTH PADRE ISLAND
CITY COUNCIL MEETING
AGENDA REQUEST FORM

MEETING DATE: August 21, 2019

NAME & TITLE: Wendi Delgado, Administrative Services Director

DEPARTMENT: Administrative Services

ITEM

Approve South Padre Island Employee Handbook Policy 1100.19 Hazard Communication Program, as mandated by the Texas Health and Safety Code, Chapter 502. (Delgado)

ITEM BACKGROUND

The Texas Hazard Communication Act (THCA), codified as Chapter 502 of the Texas Health and Safety Code (HSC), requires all public employers in Texas to provide their employees with information regarding chemicals to which employees may be exposed in their workplace.
Attachments: 1100.19 Hazard Communication Program

BUDGET/FINANCIAL SUMMARY

n/a

COMPREHENSIVE PLAN GOAL

Chapter VIII. Public Safety

LEGAL REVIEW

Sent to Legal:	YES: _____	NO: ____x____
Approved by Legal:	YES: _____	NO: ____x____

Comments:

RECOMMENDATIONS/COMMENTS

Staff recommends approval of this item.

1100.19 Hazard Communication Program

Scope

This policy applies to all City of South Padre Island employees who may be or may have been exposed to hazardous chemicals in the person's workplace under normal operating conditions or foreseeable emergencies.

(This Hazard Communication Program was prepared by: Texas Department of State Health Services and was revised on February 2019.)

Contents

I. General Information 2
II. Exemptions 2
III. Definitions 3
IV. Workplace Chemical List 6
V. Safety Data Sheets and Material Safety Data Sheets 6
VI. Chemical Container Labels 7
VII. Employee Training Program 8
VIII. Reporting Employee Deaths and Injuries 10
IX. Posting the Notice to Employees 11
X. Personal Protective Equipment 11
XI. Maintaining Employee Rights 12
XII. Attachments 13
A. Workplace Chemical List 14
B. Employee Training Roster 15
C. Employee Training Sheet 17
D. Notice to Employees (English) 18
E. Notice to Employees (Spanish) 19

I. General Information

A. The Texas Hazard Communication Act (THCA), codified as Chapter 502 of the Texas Health and Safety Code (HSC), requires all public employers in Texas to provide their employees with information regarding hazardous chemicals to which employees may be exposed in their workplace. In order to comply with Section 502.009(b) of the THCA and Section 295.7(a) of the THCA Rules (Title 25 of the Texas Administrative Code (TAC), Section 295.1 – 295.13), the following written Hazard Communication Program has been established for the City of South Padre Island.

B. The master copy of the written hazard communication program will be maintained in the HR Offices. Copies of the written program will be modified as needed for each separate workplace where hazardous chemicals are used or stored, and a copy maintained at each workplace. The written program will be available to all interested employees and their representatives upon request. The program is also available online at www.myspi.org and available on the City shared drives along with all other policies.

C. To facilitate administration of and compliance with this Program, the following levels of responsibility have been established:

1. The Safety Committee will have the overall responsibility for administering and maintaining this program and ensuring that it meets all requirements of the THCA.

2. Supervisors will be responsible for training the employees, creating and updating the chemical lists, ensure that the employees they supervise abide by the program requirements, wear the personal protective equipment, and report any issues that may arise.

3. Individual employees will be responsible for reading the written program, attending the training, wearing the required personal protective equipment, abiding by the program requirements and reporting issues that may arise.

II. Exemptions

Per Section 502.004(f), the following chemicals are exempt from the requirements of the THCA and are outside the scope of this written program:

A. Hazardous waste that is subject to regulation by the Texas Commission on Environmental Quality (TCEQ) and/or the U.S. Environmental Protection Agency

B. A chemical in a laboratory under the direct supervision or guidance of a **technically qualified individual** if:

1. Labels on incoming containers of chemicals are not removed or defaced

2. This employer complies with Sections 502.006 and 502.009 of the THCA with respect to laboratory employees; and

3. The laboratory is not used primarily to produce hazardous chemicals in bulk for commercial purposes

C. Tobacco or tobacco products

D. Wood or wood products

E. Articles formed to a specific shape or design during manufacture and that do not release or otherwise result in exposure to a hazardous chemical under normal conditions of use

F. Food, drugs, cosmetics or alcoholic beverages

G. Consumer products or hazardous substances used in the workplace in the same manner as normal consumer use and if the use results in a duration and frequency of exposure that is not greater than exposures experience by a consumer

H. Radioactive waste.

III. Definitions

A. **"Appropriate Hazard Warning"** – Any words, pictures, symbols, or combination thereof appearing on a label or other appropriate form of warning

which convey the health and physical hazards, including the target organ effects of the chemical(s) in the container(s).

B. **"Categories of Hazardous Chemicals"** – A grouping of hazardous chemicals with similar properties.

C. **"Container"** – Any bag, barrel, bottle, box, can, cylinder, drum, reaction vessel, storage tank, or the like that contains a hazardous chemical or contains multiple smaller containers of an identical hazardous chemical. The term "container" does not mean pipes or piping systems, nor does it mean engines, fuel tanks, or other operating systems in a vehicle. A **primary container** is one in which the hazardous chemical is received from the supplier. A **secondary container** is one to which the hazardous chemical is transferred after receipt from the supplier.

D. **"Employee"** – A person who may be or may have been exposed to hazardous chemicals in the person's workplace under normal operating conditions or foreseeable emergencies. Workers such as office workers or accountants who encounter hazardous chemicals only in non-routine, isolated instances are not employees for the purposes of this Act.

E. **"Expose"** – Subjecting an employee to a hazardous chemical in the course of employment through any route of entry, including inhalation, ingestion, skin contact, or absorption. The term includes potential, possible, or accidental exposure under normal conditions of use or in a reasonably foreseeable emergency.

F. **"Hazardous Chemical"** or **"Chemical"** – An element, compound, or mixture of elements or compounds that is a physical hazard or a health hazard.

G. **"Health Hazard"** – A chemical for which acute or chronic health effects may occur in exposed employees and which is a toxic agent, irritant, corrosive, or sensitizer.

H. **"Label"** – Any written, printed, or graphic material displayed on or affixed to containers of hazardous chemicals, and which includes the same name as on the

Safety Data Sheet (SDS) or Material Safety Data Sheet (MSDS).

I. **"Material Safety Data Sheet" ("MSDS")** – A document containing chemical hazard and safe handling information for the hazardous chemical as determined by the chemical's manufacturer.

J. **"Physical Hazard"** – A chemical, which is a combustible liquid, a compressed gas, explosive, flammable, an organic peroxide, an oxidizer, pyrophoric, unstable (reactive), or water-reactive.

K. **"Personal Protective Equipment"** – Protective equipment provided to an employee by the employer which provides a level of protection to chemicals to which an employee may be exposed that will be adequate to ensure their health and safety based on current industry standards.

L. **"Safety Data Sheet" ("SDS")** – The Hazard Communication Standard (HCS) (29 CFR 1910.1200(g)), aligned with the GHS in 2012, requires that the chemical manufacturer, distributor, or importer provide Safety Data Sheets (SDSs) for each hazardous chemical to downstream users to communicate information on these hazards. Safety Data Sheets were formerly called Material Safety Data Sheets, or MSDSs. The information contained in the SDS is largely the same as the MSDS, except now the SDSs are required to be presented in a consistent, user-friendly, 16 section format.

M. **"Stationary Process Container"** – A tank, vat, or other such container which holds different hazardous chemicals at different times.

N. **"Technically Qualified Individual"** – An individual with a professional education and background working in the research or medical fields, such as a physician or registered nurse, or an individual holding a minimum of a bachelor's degree in a physical or natural science.

O. **"Work Area"** – A room, defined space, utility structure, or emergency response site in a workplace where hazardous chemicals are present, produced, or used, and where employees are present.

P. **"Workplace"** – A contiguous facility that is staffed 20 hours or more per week, unless such a facility is subdivided by the employer. Normally this subdivision would be a building, cluster of buildings or other structures, or a complex of buildings, but could be for a portion of a building if the employer chooses. Noncontiguous properties are always separate workplaces unless they are temporary workplaces, in which case they can be either work areas or a headquarters' workplace or separate workplaces, which is at the discretion of the employer.

IV. Workplace Chemical List..... (HSC §502.005 and 25 TAC §295.4)

A. The City of South Padre Island will develop and maintain a list of hazardous chemicals normally present in the workplace in excess of 55 gallons or 500 pounds. This Workplace Chemical List will be developed for each workplace where such quantities of hazardous chemicals are used or stored and will be available for review by employees and their designated representatives. (Employers may use Attachment A, *Model Workplace Chemical List*, to comply with this requirement.)

B. The Safety Committee will be responsible for reviewing and updating the Workplace Chemical List(s) for the City of South Padre Island as necessary, but at least by December 31 of each year.

C. The Workplace Chemical List will be maintained for at least 30 years.

D. Further information on chemicals list on the Workplace Chemical List can be obtained by referring to the Safety Data Sheet (SDS) or Material Safety Data Sheet (MSDS) located in each workplace where these chemicals are used or stored.

V. Safety Data Sheets and/or Material Safety Data Sheets (HSC §502.006 and 25 TAC §295.5)

A. The City of South Padre Island will maintain a current and appropriate Safety Data Sheet (SDS) or Material Safety Data Sheet (MSDS) for each hazardous chemical purchased.

B. The Department Director will be responsible for the SDS/MSDS system for the City of South Padre Island and will ensure that:

1. Incoming SDSs/MSDSs are reviewed for new and significant health/safety information and that any new information is passed on to the affected employees.

2. Hazardous chemicals received without an SDS or MSDS are withheld from use until a current SDS or MSDS is obtained.

3. Missing SDSs or MSDSs are requested from an appropriate source (e.g. chemical manufacturer, distributor, or electronic database) within 30 days from receipt of the hazardous chemical.

4. Affected employees are provided a description of any alternative system (such as electronic databases) being used in lieu of hard copy SDSs/MSDSs.

5. As SDSs are received from hazardous chemical manufacturers and distributors, they replace the Material Safety Data Sheets on file. Training on both the old MSDSs and the new SDSs should continue throughout the transition period until employers no longer have any of the old MSDSs on site.

6. Emergency responders are provided SDSs/MSDSs as soon as practical upon request.

C. SDS and MSDS files for each department will be kept in a designated location made available to all employees. These files can also be stored on the City shared drives.

D. SDSs/MSDSs will be readily available for review by employees or their designated representatives upon request.

VI. Chemical Container Labels ....(HSC §502.007 and 25 TAC §295.6)

A. All containers of hazardous chemicals used or stored by The City of South Padre Island will be appropriately labeled.

B. The Department Director will be responsible for the hazardous chemical labeling system and will verify that:

1. All **primary containers** of hazardous chemicals are clearly labeled to include:

    a. The identity of the chemical as it appears on the SDS/MSDS

    b. The appropriate hazard warnings

    c. The name and address of the manufacturer

2. All **secondary containers** of hazardous chemicals are clearly labeled to include:

    a. The identity of chemicals as it appears on the SDS/MSDS

    b. The appropriate hazard warnings

3. A description of alternative labeling systems, if used, is provided to employees. Examples of alternative labeling systems are the National Fire Protection Association (NFPA) 704m Standard and the Hazardous Materials Information Systems (HMIS) Standard

C. The City of South Padre Island will rely on the chemical manufacturers or distributors to provide labels which meet the above requirements for primary containers of all hazardous chemicals purchased and will re-label containers only when the label is illegible or otherwise does not meet the above requirements.

VII. Employee Training Program...(HSC §502.009 and 25 TAC §295.7)

A. The City of South Padre Island will provide an education and training program to all employees who routinely use or handle hazardous chemicals in their workplace.

B. The Training Coordinator in conjunction with the Department Director will be responsible for the employee training program and will ensure that:

1. Appropriate training is provided to all covered employees and includes:

    a. The use of information provided on SDSs/MSDSs and chemical container labels

    b. The location of hazardous chemicals present in the employees' work areas

    c. The physical and health effects of exposure

    d. Proper use of personal protective equipment

    e. Safe handling of hazardous chemicals

    f. First aid treatment for exposure to hazardous chemicals

    g. Safety instruction on clean-up and disposal of hazardous chemicals

2. Required training records are maintained and include:

    a. The date of the training session

    b. A legible list of all employees attending the training session.

    c. The subjects covered

    d. The name of the instructors (Employers may use either Attachment B, *Employee Training Roster*, or Attachment C, *Employee Training Sheet*, to comply with this requirement)

3. All covered employees are identified and incorporated into the training program.

4. Employees are provided information concerning the hazardous chemicals to which they may be exposed during the performance of non-routine tasks.

5. New employees are trained prior to their being required to use or handle a hazardous chemical.

6. The need and frequency for periodic/refresher training is assessed.

C. Employees subject to these training requirements will sign an attendance roster for each training session attended, verifying that they received and understood the information.

VIII. Reporting Employee Deaths and Injuries...(HSC §502.012 and 25 TAC §295.9)

A. The City of South Padre Island will notify the Texas Department of State Health Services, Division for Regulatory Services, Policy, Standards & Quality Assurance Unit, Environmental Hazards Group, of any employee accident that involves a hazardous chemical exposure or asphyxiation, and that is fatal to one or more employees or results in the hospitalization of five or more employees.

B. The HR Manager will be responsible for reporting all such accidents to the Texas Department of State Health Services, Division for Regulatory Services, Policy, Standard & Quality Assurance Unit, Environmental Hazards Group, within 48 hours after their occurrence. Notifications will be made either orally or in writing to:

Texas Department of State Health Services
Consumer Protection Division
Policy, Standards, & Quality Assurance Section
Environmental Hazards Unit
Hazard Communication Program
PO Box 149347, MC 1987
Austin, TX 78714-9347

Phone: (512) 834-6787
Fax: (512) 834-6726

C. Employees will be responsible for reporting all accidents involving a hazardous chemical to their supervisor.

D. Supervisors will be responsible for reporting all accidents involving a hazardous chemical to the HR Manager.

IX. Posting the Notice to Employees...(HSC §502.0017 and 25 TAC §295.12)

A. The HR Manager will post and maintain in all workplaces where hazardous chemicals are used or stored the most current version of the THCA *Notice to Employees,* informing employees of their rights under the THCA. (See attachment D, *Notice to Employees*)

B. The *Notice to Employees* shall be clearly posted and unobstructed at all locations in the workplace where notices are normally posted, and with at least one location in each workplace.

C. In workplaces where employees that have difficulty reading or understanding English may be present, a copy of the *Notice to Employees,* printed in Spanish, will be posted together with the English version. (See attachment E, *Notice to Employees,* Spanish version (*Aviso Al Empleado*)

D. Additional copies of the *Notice to Employees*, in both English and Spanish, are available on the Hazard Communication Worker Right-To-Know website at http://www.dshs.state.tx.us/hazcom/ or on request from the Policy, Standards & Quality Assurance Unit, Environmental Hazards Group, at the address or telephone number listed on the cover page of this written program.

X. Personal Protective Equipment...(HSC §502.017 and 25 TAC §295.12)

A. The City of South Padre Island will provide appropriate personal protective equipment (PPE) to all employees who use or handle hazardous chemicals.

B. The Department Director will assume overall responsibility for the PPE program and will ensure that appropriate equipment and training are provided, to include:

1. Proper selection of PPE based on:

    a. Routes of entry

b. Permeability of PPE material

c. Duties being performed by the employee

d. Hazardous chemicals present

2. Proper fit and functionality of PPE as described by the manufacturer's specifications

3. Appropriate maintenance and storage of PPE

XI. Maintaining Employee Rights... (HSC §502.017 and 25 TAC §295.12)

A. The City of South Padre Island shall not discipline, harass, or discriminate against any employee for filing complaints, assisting inspectors of the Texas Department of State Health Services, participating in proceedings related to the Texas Hazard Communication Act, or exercising any rights under the Act.

B. Employees cannot waive their rights under the Texas Hazard Communication Act. A request or requirement for such a waiver by an employer is a violation of the Act.

The Consumer Protection Division, Policy, Standards & Quality Assurance Section, Environmental Hazards Unit welcomes your questions or comments regarding this Model Written Hazard Communication Program, the Texas Hazard Communication Act, or any aspect related to the administration and enforcement of the Act. You may contact the Texas Department of State Health Services, Policy, Standards & Quality Assurance Section, Environmental Hazards Unit, at:

Texas Department of State Health Services, Consumer Protection Division
Policy, Standards, & Quality Assurance Section, Environmental Hazards Unit
Hazard Communication Program
PO Box 149347, MC 1987
Austin, TX 78714-9347 Phone: (512) 834-6787, Fax: (512) 834-6726

XII. Attachments

A. Workplace Chemical List
B. Employee Training Roster
C. Employee Training Sheet
D. Notice to Employees (English)
E. Notice to Employees (Spanish)

Workplace Chemical List

Name of Workplace, Work Area, or Temporary Workplace:

_____

Identity Used on the Safety Data Sheet & Container Label	Work Area	Quantity (optional)	Unit Size (optional)

Workplace Chemical List Prepared By: _____
Name (Printed)

_____
Signature (Required)

Date of Preparation: _____ (This form must be updated annually.)

Employee Training Roster

Texas Hazard Communication Act, Section 502.009(g)

Department / Work Area: _____

Instructor: _____ Date: _____

Employee Name (print)	Employee Signature	Job Title

Employee Training Roster (continued)

A. Per Sections 502.009(c) and (g) of the Texas Hazard Communication Act (THCA), the following subject(s) were covered in this training:

- ☐ Reading and interpreting chemical container labels
- ☐ Reading and interpreting alternative labeling systems, if such labeling systems are being used by the employer
- ☐ Reading and interpreting Safety Data Sheets (SDSs) and/or Material Safety Data Sheets (MSDSs)
- ☐ Location of hazardous chemicals in the workplace
- ☐ Physical and health effects of exposure
- ☐ Proper use of personal protective equipment
- ☐ First aid treatment for exposure
- ☐ Safety instruction on handling, cleanup and disposal procedures

B. Per Section 502.009(g) of the THCA, training was conducted based on:

- ☐ Categories of hazardous chemicals
- ☐ Individual hazardous chemicals

C. This hazard communication training was provided as:

- ☐ Initial training per Section 502.009(a) and (f) of the THCA
- ☐ Periodic/refresher training per Section VII(B)(6) of this Written Hazard Communication Program

Employee Training Sheet

Texas Hazard Communication Act, Section 502.009(g)

Department / Work Area: _____

Instructor: _____ Date: _____

Per Sections 502.009(c) and (g) of the Texas Hazard Communication Act (THCA), the following subject(s) were covered in this training:

- ☐ Reading and interpreting chemical container labels
- ☐ Reading and interpreting alternative labeling systems, if such labeling systems are being used by the employer
- ☐ Reading and interpreting Safety Data Sheets (SDSs) and/or Material Safety Data Sheets (MSDSs)
- ☐ Location of hazardous chemicals in the workplace
- ☐ Physical and health effects of exposure
- ☐ Proper use of personal protective equipment
- ☐ First aid treatment for exposure
- ☐ Safety instruction on handling, cleanup and disposal procedures

Per Section 502.009(g) of the THCA, training was conducted based on:

- ☐ Categories of hazardous chemicals
- ☐ Initial training per Section 502.009(a) and (f) of the THCA
- ☐ Periodic / refresher training per section VII(B)(6) of this Written Hazard Communication Program

Employee: _____ Date: _____
(Printed)

Employee: _____
(Signature)

Instructor: _____
(Signature)

NOTICE TO EMPLOYEES

The Texas Hazard Communication Act, codified as Chapter 502 of the Texas Health and Safety Code, requires public employers to provide employees with specific information on the hazards of chemicals to which employees may be exposed in the workplace. As required by law, your employer must provide you with certain information and training. A brief summary of the law follows.

HAZARDOUS CHEMICALS

Hazardous chemicals are any products or materials that present any physical or health hazards when used, unless they are exempted under the law. Some examples of more commonly used hazardous chemicals are fuels, cleaning products, solvents, many types of oils, compressed gases, many types of paints, pesticides, herbicides, refrigerants, laboratory chemicals, cement, welding rods, etc.

WORKPLACE CHEMICAL LIST

Employers must develop a list of hazardous chemicals used or stored in the workplace in excess of 55 gallons or 500 pounds. This list shall be updated by the employer as necessary, but at least annually, and be made readily available for employees and their representatives on request.

EMPLOYEE EDUCATION PROGRAM

Employers shall provide training to newly assigned employees before the employees work in a work area containing a hazardous chemical. Covered employees shall receive training from the employer on the hazards of the chemicals and on the measures they can take to protect themselves from those hazards. This training shall be repeated as needed, but at least whenever new hazards are introduced into the workplace or new information is received on the chemicals which are already present.

SAFETY DATA SHEETS

Employees who may be exposed to hazardous chemicals shall be informed of the exposure by the employer and shall have ready access to the most current Safety Data Sheets (SDSs) or Material Safety Data Sheets (MSDSs) if an SDS is not available yet, which detail physical and health hazards and other pertinent information on those chemicals.

LABELS

Employees shall not be required to work with hazardous chemicals from unlabeled containers except portable containers for immediate use, the contents of which are known to the user.

EMPLOYEE RIGHTS

Employees have rights to:

- access copies of SDSs (or an MSDS if an SDS is not available yet)
- information on their chemical exposures
- receive training on chemical hazards
- receive appropriate protective equipment
- file complaints, assist inspectors, or testify against their employer

Employees may not be discharged or discriminated against in any manner for the exercise of any rights provided by this Act. A waiver of employee rights is void; an employer's request for such a waiver is a violation of the Act. Employees may file complaints with the Texas Department of State Health Services at the telephone numbers provided below.

EMPLOYERS MAY BE SUBJECT TO ADMINISTRATIVE PENALTIES AND CIVIL OR CRIMINAL FINES RANGING FROM $50 TO $100,000 FOR EACH VIOLATION OF THIS ACT

Further information may be obtained from:

Texas Department of State Health Services
Consumer Protection Division
Policy, Standards, & Quality Assurance Section
Environmental Hazards Unit
PO Box 149347, MC 1987
Austin, TX 78714-9347

(512) 834-6787
(800) 293-0753 (toll-free)
Fax: (512) 834-6726
E-mail: TXHazComHelp@dshs.texas.gov
Website: www.dshs.texas.gov/hazcom

TEXAS Health and Human Services | Texas Department of State Health Services

Worker Right-To-Know Program
Publication # 23-14173
Revised 05/2018

5-182

AVISO AL EMPLEADO

La Ley de Comunicación sobre Peligros de Texas, codificada como el capítulo 502 del Código de Salud y Seguridad de Texas, exige que los empleadores públicos le provean a los empleados información específica sobre los peligros de los químicos a los que los empleados podrían estar expuestos en el centro de trabajo. Según exige la ley, su empleador debe proveerle cierta información y capacitación. A continuación presentamos un breve resumen de la ley.

QUÍMICOS PELIGROSOS

Los químicos peligrosos son cualquier producto o material que represente algún peligro físico o de salud al ser usado, a menos que este quede exento bajo la ley. Como ejemplos de químicos peligrosos más comúnmente usados están los combustibles, los productos de limpieza, los solventes, muchos tipos de aceite, los gases comprimidos, muchos tipos de pintura, los pesticidas, los herbicidas, los refrigerantes, los químicos de laboratorio, el cemento, las varillas de soldadura, etc.

LISTA DE QUÍMICOS EN EL CENTRO DE TRABAJO

Los empleadores deben desarrollar una lista de los químicos peligrosos usados o almacenados en el centro de trabajo que sobrepasen los 55 galones o las 500 libras. El empleador debe renovar la lista de ser necesario, y al menos anualmente, y debe ponerla a fácil disposición de los empleados y de sus representantes al esta ser solicitada.

PROGRAMA DE INSTRUCCIÓN DEL EMPLEADO

Los empleadores deben proveerle capacitación a los empleados recién asignados antes de que los empleados trabajen en un área de trabajo que contenga químicos peligrosos. Los empleados contemplados en la ley deben recibir capacitación del empleador sobre los peligros de los químicos y sobre las medidas que ellos mismos pueden tomar para protegerse de dichos peligros. La capacitación debe repetirse de ser necesario, y al menos cuando se introduzcan nuevos peligros en el centro de trabajo o se reciba nueva información sobre los químicos que ya están presentes.

HOJAS DE DATOS DE SEGURIDAD

El empleador debe informar de la exposición a los empleados que pudieran estar expuestos a químicos peligrosos y ellos deben tener acceso fácil a las hojas de datos de seguridad (SDS) o las hojas de datos de seguridad del material (MSDS) más recientes si es que todavía no hay una SDS disponible, las cuales detallen los peligros físicos y de salud y cualquier otra información pertinente sobre dichos químicos.

ETIQUETAS

No se requerirá que los empleados trabajen con químicos peligrosos provenientes de contenedores que no están etiquetados con excepción de los contenedores portátiles de uso inmediato, el contenido de los cuales el usuario conoce.

DERECHOS DEL EMPLEADO

Los empleados tienen derecho a:

- acceder a copias de las SDS (o una MSDS si es que todavía no hay una SDS disponible)
- la información sobre sus exposiciones químicas
- recibir capacitación sobre los peligros químicos
- recibir el equipo protector apropiado
- presentar quejas, asistir a los inspectores y testificar en contra de su empleador

No se despedirá a los empleados ni se les discriminará de ninguna manera por ellos ejercer cualquiera de los derechos que esta ley estipula. Las renuncias de derechos del empleado no tienen ninguna validez; el que el empleador solicite ese tipo de renuncia infringe esta ley. Los empleados pueden presentar sus quejas ante el Departamento Estatal de Servicios de Salud de Texas llamando al teléfono sin costo provisto abajo.

LOS EMPLEADORES PODRÍAN ESTAR SUJETOS A SANCIONES ADMINISTRATIVAS Y A MULTAS CIVILES O PENALES QUE VAN DESDE LOS $50 HASTA LOS $100,000 DÓLARES POR CADA INFRACCIÓN DE ESTA LEY

Puede obtener mayor información en:

Texas Department of State Health Services
Consumer Protection Division
Policy, Standards, & Quality Assurance Section
Environmental Hazards Unit
PO Box 149347, MC 1987
Austin, TX 78714-9347

(512) 834-6787
(800) 293-0753 (llamada gratuita)
Fax: (512) 834-6726
E-mail: TXHazComHelp@dshs.texas.gov
Website: www.dshs.texas.gov/hazcom

TEXAS Health and Human Services | Texas Department of State Health Services

Worker Right-To-Know Program
Publication # 23-14173A
Revised 05/2018

5-183

Item No. 5j

CITY OF SOUTH PADRE ISLAND
CITY COUNCIL MEETING
AGENDA REQUEST FORM

MEETING DATE: August 21, 2019

NAME & TITLE: Patrick McNulty, Mayor

DEPARTMENT: City Council

ITEM

Approve Resolution No. 2019-35 nominating Ricardo Morado as the City of South Padre Island's representative to Position Nine (9) on the Cameron Appraisal District Board of Directors.

ITEM BACKGROUND

The City of South Padre Island, along with fourteen other cities in Cameron County, is represented by one board member sitting as position nine on the Cameron Appraisal District Board of Directors. Cameron Appraisal District is asking for the City's nomination to position nine. The current representative is Mr. Ricardo Morado and is seeking our nomination.

BUDGET/FINANCIAL SUMMARY

COMPREHENSIVE PLAN GOAL

LEGAL REVIEW

Sent to Legal: YES: _____ NO: _____
Approved by Legal: YES: _____ NO: _____

RECOMMENDATIONS/COMMENTS

Approve Resolution No. 2019-35.

RESOLUTION NO. 2019-35

RESOLUTION OF THE CITY COUNCIL OF THE CITY OF SOUTH PADRE ISLAND, TEXAS,

WHEREAS, the City of South Padre Island along with fourteen (14) other cities in Cameron County is represented by one (1) board member sitting as Position Nine (9) on the Cameron Appraisal District Board of Directors; and

WHEREAS, each of the fifteen (15) cities represented by this director shall have the opportunity to nominate and vote for the representative of its choice for the period commencing January 2018; and

WHEREAS, the candidate receiving the greatest number of votes will hold director Position Nine (9);

NOW, THEREFORE BE IT RESOLVED this the 21st day of August 2019, that the City Council of the City of South Padre Island do hereby nominate ***Ricardo Morado*** to represent the City of South Padre Island and hold Position Nine (9) of the Cameron Appraisal District Board of Directors.

PASSED, APPROVED AND ADOPTED on this the 21st day of August 2019.

CITY OF SOUTH PADRE ISLAND, TEXAS

_____

Patrick McNulty, Mayor

ATTEST:

_____

Susan M. Manning, City Secretary

5-185

CAMERON APPRAISAL DISTRICT

Richard Molina - Chief Appraiser
P.O. Box 1010, 2021 Amistad Dr.
San Benito, TX 78586-1010
www.cameroncad.org
(956) 399-9322
(956) 541-3365
(956) 428-8020
Fax (956) 399-6969

MEMBERS OF THE BOARD
Vicente Mendez, **Chairman**
David Garza, **Vice-Chairman**
David Argabright, **Secretary**
Gloria Casas
Alta Monroe
Ricardo Morado
Laura Perez-Reyes
Jesse Villarreal
Gilbert Weaver
Tony Yzaguirre, Jr.

August 1, 2019

Mr. Patrick McNulty
Mayor, City of South Padre Island
4501 Padre Blvd.
South Padre Island, TX 78597

Dear Mr. Stahl:

Please place on your September or October agenda an action item that will name your nominee for Cameron Appraisal District Director and submit the nominee's name to our office before **October 15, 2019**. Your current representative is **Mr. Ricardo Morado**. Pursuant to Texas Property Tax Code Sec.6.03(g), each taxing unit entitled to vote may **nominate by resolution adopted by its governing body one candidate**. The Chief Appraiser will then deliver a ballot to your governing body by **October 30th** so that the ballot can be placed on your meeting agenda. Ballots must then be returned to our office by **December 15, 2019**.

Pursuant to Chapter 6 of the Texas Property Tax Code, the requirements for eligibility to serve on an appraisal district board of directors are as follows:

The individual must have resided in the district for at least two years immediately preceding taking office.

An employee of a taxing unit that participates in the district is not eligible to serve on the board unless the individual is also a member of the governing body or an elected official of a taxing unit that participates in the district.

An individual is ineligible to serve if the individual is related within the second degree by consanguinity or affinity to an individual who is engaged in the business of appraising property for compensation for use in proceedings under this title or of representing property owners for compensation in proceedings under this title in the appraisal district.

An individual is ineligible to serve if related to an employee of the appraisal district within the second degree by affinity or within the third degree by consanguinity unless the employee resigns.

An individual is ineligible to serve if the individual or a business entity in which the individual has a substantial interest is a party to a contract with the appraisal district or a taxing unit that participates in the appraisal district.

An individual is ineligible to serve if the individual owns property on which delinquent taxes have been owed to a taxing unit for more than 60 days after the date the individual knew or should have known of the delinquency unless the delinquent taxes and penalties are being paid under an installment payment agreement or the taxes are deferred or abated under Tax Code Section 33.06 or 33.065.

Please feel free to call if any further information is needed.

Sincerely,

Richard Molina

Richard Molina
Chief Appraiser
Cameron Appraisal District

RM/lcs
Cc: Randy Smith, Int. City Manager

S-186

Item No. 5k

CITY OF SOUTH PADRE ISLAND
CITY COUNCIL MEETING AGENDA
REQUEST FORM

MEETING DATE: August 21, 2019

NAME & TITLE: Kristina Boburka, Shoreline Director

DEPARTMENT: Shoreline Department

ITEM

Approval to allow the Mayor to execute the agreement and supporting documentation between the United States Army Corps of Engineers (USACE), the City of South Padre Island, and Cameron County for the Planning Assistance to States Program (PAS) to develop a Regional Sediment Management Plan.

ITEM BACKGROUND

The City Council of South Padre Island signed a joint letter of interest (LOI) on February 20, 2019 with Cameron County to request assistance from the USACE and to participate in the PAS Program for a Regional Sediment Management Plan. This plan will allow us to address the coastal erosion problems on our beaches. The City and County acknowledge that the coastal processes do not conform to County or City delineation and must be managed as a single, independent, and complex system. A Regional Sediment Management Plan will lead to a holistic approach for battling erosion, maximizing the potential benefit associated with sediment placement, and lead to cohesive management strategies across the region.

BUDGET/FINANCIAL SUMMARY

The total project cost will be $250,000, 50% of which will be covered by the USACE and 50% by the non-federal sponsor (City of South Padre Island and Cameron County). Total cost for the study would be $62,500 for the City and County, with $20,000 for in kind ($52,500 each).

COMPREHENSIVE PLAN GOAL

Chapter III. Parks and Resources
GOAL 1: The City shall ensure protection and conservation of natural resources, such as beaches, dunes, wetlands, Laguna Madre waterfront and native flora and fauna, allowing for their sustainable use and enjoyment by future generations.
Objective 1.1 Beach and dunes shall be protected from both natural and artificial erosion.

LEGAL REVIEW

Sent to Legal:	YES: _____	NO: _____
Approved by Legal:	YES: _____	NO: _____

RECOMMENDATIONS/COMMENTS

Cameron County Commissioner's Court approved August 13, 2019.
Went before Shoreline Task Force on August 13, 2019.

Eddie Treviño, Jr.

County Judge

February 18, 2019

Galveston District, U.S. Army Corps of Engineers
2000 Fort Point Road
P.O. Box 1229
Galveston, TX 77550

Subject: Cameron County-South Padre Island Regional Sediment Management Plan
Letter of Interest- Planning Assistance of States Program

Dear Colonel Zetterstrom:

Cameron County and the City of South Padre Island are requesting assistance from the U.S. Army Corps of Engineers to participate in the Planning Assistance of State Programs for a Regional Sediment Management Plan to address the coastal erosion problems on County and City beaches. The County and City acknowledge that the coastal processes of their beaches do not conform to County or City delineation and must be managed as a single, interdependent and complex system. Gulf beaches in Cameron County are in a persistent erosive condition, with an annual shoreline retreat rate (1950 to 2012) ranging from over 20 feet per year (in the southern end near the mouth of the Rio Grande River) and a retreat rate between 6 and 17 feet per year in the rest of the beaches (as per the latest data of the UT BEG). A greater understanding of the local longshore processes is crucial to fighting beach erosion, as the material placed during BUDM efforts supply the dune system with necessary fetch via the aerial beach and protects the homes, businesses and public beach access recreational areas that lie west of the beach. A Regional Sediment Management Plan will lead to a holistic approach to erosion response, maximize the potential benefit associated with sediment placement, and lead to cohesive management strategies across the region.

We are aware that any costs would be cost-shared 50% federal and 50% non-federal (Cameron County & City of South Padre Island). We would like to further discuss a Cost Sharing Agreement to initiate the Regional Sediment Management Plan and scope of work. We are committed to this project and are willing, able and would be financially prepared to participate. We look forward to executing a cost-sharing agreement for the study at the appropriate time in the process. Thank you for your assistance with this much-needed project. Please contact Joe E. Vega, Cameron Parks Director at 956-761-3700 or Brandon Hill, City of South Padre Island Shoreline Director at 956-761-8166 for further information or assistance.

Sincerely,

Eddie Treviño, Jr., County Judge
Cameron County

Dennis Stahl, Mayor
City of South Padre Island

Attested:
Sylvia Garza-Perez, County Clerk

Attested:
Susan Hill, City Secretary

Cameron County Courthouse
Oscar C. Dancy Building
Phone (956) 544-0830

1100 E. Monroe Street, Suite 218
etrevino@co.cameron.tx.us

Brownsville, Texas 78520
Fax (956) 544-0801

5-189

Statement of Work for
"SOUTH PADRE ISLAND SAND MANAGEMENT PLAN"

1.0 Purpose.

The City of South Padre Island (SPI) engaged the Galveston District (SWG) through the Planning Assistance to States program this past year to monitor and analyze beneficial placement of dredge material in a nearshore berm off the coast of SPI in an study effort titled "Sand Tracer Study of a nearshore berm in South Padre Island, Texas – For Beneficial Use Management Plan". This Statement of Work (SOW) is a follow-on effort that builds upon this previous year's work to better quantify the regional to local scale considerations for sediment management. The tasks outlined in this SOW will provide quantitative data on updating the existing sediment management plan for South Padre Island. The study area encompasses the region from Port Manfield inlet down to the Mexican border. This final report will become an updated version of the "South Padre Island Beach Management and Access Plan" this plan will be a comprehensive analysis of the proper ways and means to manage sediment within the region.

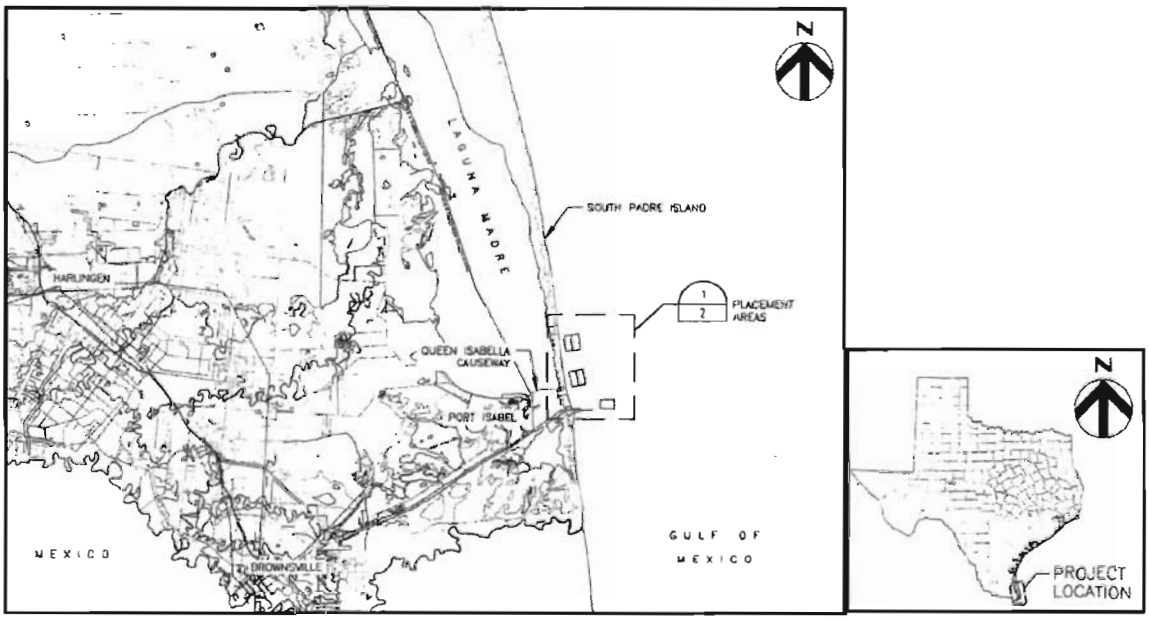

2.0 Background

2.1 General Requirement

The Galveston District (SWG) has been engaged by Cameron County and the City of South Padre through the Planning Assistance to States program to update the South Padre Island Sand Management Plan. This Statement of Work (SOW) is to provide an update to the sediment budget or the region and provide beneficial use and nourishment suggestions in terms of location, duration, and methodology.

2.2 Project History and Proposed Methods

S--190

On SPI, sediment removed by maintenance dredging is regularly placed back into the littoral system, available for cross shore and longshore sediment transport to the beaches. For nearshore placement, maintenance material is placed by hopper dredge in the Nearshore "Feeder" Berm Site. Previous monitoring of material placed at the Feeder Berm has demonstrated that it moves toward the beach and disperses with the major movement being in the alongshore direction. Table 1 contains the dredging placement history in SPI with 4.4 million cubic yards being placed in the nearshore.

Table 1. Dredge Placement History

Year	Type of Placement	Location [1]	Est. Dredged Volume [2] (cy)
1988	Berm	Nearshore Berm	220,000
1991	Berm	Nearshore Berm	580,000
1995	Berm	Nearshore Berm	750,000
1997	Nourishment	Stations 182+29 to 242+29	490,000
	Berm	Nearshore Berm	396,000
1999	Nourishment	Stations 80+00 to 120+00	495,000
	Berm	Nearshore Berm	195,000
2000	Nourishment	Stations 206+00 to 238+00	370,000
2002	Nourishment	Stations 184+00 to 218+00	330,000
	Berm	Nearshore Berm	329,000
2003	Berm	Nearshore Berm	356,000
2005	Nourishment	Stations 9+30 to 30+00 Stations 182+00 to 213+00	49,000 229,000
2006	Berm	Nearshore Berm	340,000
2007	Berm	Nearshore Berm	443,000
2008	Berm	Nearshore Berm	500,000
2009	Nourishment	Stations 208+40 to 255+00	407,000
2010	Nourishment	Stations 7+00 to 34+00 Stations 235+00 to 265+00	90,000 130,000
2011	Nourishment	Stations 10+00 to 25+00 Stations 240+00 to 267+00	199,000 368,000
2012	Nourishment	Stations 10+00 to 25+00 Stations 235+00 to 260+00	140,000 210,000
2014	Berm	Nearshore Berm	305,000

Other previous work includes numerous studies and publications documenting placements, the ongoing Coastal Texas Mega-Study, Sediment budget creation for the area, Beach-fx modeling, annual beach profile surveys conducted by SPI and USACE, Bureau of Economic Geology studies, previous beach nourishment designs, etc. In addition to previous work conducted, models development through the Coastal Inlets Research Program (CIRP) and the Regional Sediment Management (RSM) Program exist and will be leveraged to help complete analyses discussed in this SOW.

This study will include the following set of tasks. The first task will be to utilize the updated Coastal Modeling System (CMS) numerical model already updated through the previous PAS effort, to quantify sediment vectors and sinks. The second task will be to update the sediment budget for the coastline of Cameron County and incorporate this in the Sediment Budget and Analysis System (SBAS) already developed for the Coastal Texas study. The third task will be to

5-191

locate and evaluate sediment bypassing/backpassing options and provide suggestions on siting and potential feasibility. To achieve these goal, the following general procedure will occur:

1. Kick-off meeting to identify current and future needs, plans, and constraints
2. Understand physical processes: review data and previous reports
3. USACE qualitatively evaluates the numerical modeling results of the existing CMS model and subsequently calibrates the model to the physical data
4. Update SBAS and evaluate bypassing/backpassing locations and rates
5. Develop potential alternatives developed in coordination with the City and County. This will include a presentation of the information collected to date and knowledge gleaned. This can be a Sponsor meeting or may also include stakeholders.
6. Understand how potential alternatives perform: Qualitatively evaluate modified physical processes, cost, political, and social impacts potentially employing Beach-Fx
7. Formalize and document the results while providing recommendations that will become part of their Beach Management plan.
8. Potential additional effort if funding allows – monitor 2020 BUDM placement event in Area 5 (north end of the City) and at Isla Blanca Park to determine transport rates and directions.

2.3 Project POCs.

SWG Primary/Technical POC:
Name: Coraggio Maglio (SWG)
Phone number: 409-941-8517
Email: Coraggio.K.Maglio@usace.army.mil
Mailing address: 2000 Fort Point Rd.
Galveston TX 77550

SWG Financial POC:
Name: Trina J. Ruse
Phone number: 409-766-3063
Email: Trina.J.Ruse@usace.army.mil
Mailing address: 2000 Fort Point Rd.
Galveston TX 77550

ERDC Primary/Technical POC:
Name: Brittany Bruder (FRF)
Phone number: (843) 290-8445
Email: Brittany.L.Bruder@usace.army.mil
Mailing address: 3909 Halls Ferry Road
Vicksburg, MS 39180-6199

ERDC Financial POC:
Name: Robin Dixon
Phone number: 601-634-3377
Email: robin.w.dixon@usace.army.mil
Mailing address: 3909 Halls Ferry Road
Vicksburg, MS 39180-6199

2.4 Project Delivery Team.

Team members that will execute the scope of work will be Paul Hamilton (SWG), Jacob Breaux (SWG), Fred Fenner (SWG), Jason Thies (SWG), Michael Ritz (SWG), Coraggio Maglio (SWG), Honghai Lee (ERDC-CHL), and Brittany Bruder (ERDC-CHL).

3.0 Objectives.

The SOW is to develop a Sand Management Plan for South Padre Island focusing on a long-term plan for beach nourishment, beneficial use of dredged material, and investigating the use of backpassing or bypassing sediment. The Engineer Research and Development Center (ERDC) will support the SWG to improve the sediment budget and model nearshore berm behavior and conduct field data collection activities to improve the understanding of sand transport vectors (rates and directions).

To achieve these goals, the following general process will be applied:

1. Identify current and future needs, plans, and constraints
2. Understand physical processes: review data and previous reports and further develop a numerical model if deemed necessary
3. Develop potential alternatives: within the framework developed above, identify alternatives that meet the stated needs
4. Understand how potential alternatives perform: Qualitatively evaluate modified physical processes, cost, political, and social impacts
5. Formalize and document the plan

This study consists of the following objectives:

1. Leverage all previous work in the region to improve our understanding
2. Utilize numerical model, CMS, to quantify the transport rates and vectors in more granular detail to inform SBAS
3. Collect, analyze, and document sand transport vectors from Port Mansfield to Mexican border
4. Investigate feasible of using backpassing/bypassing technology to improve coastal sustainability
5. Develop an updated Sand Management Plan
    a. Focused on leveraging opportunities
    b. Improved knowledge of regional coastal processes
    c. Improved resilience of beach access
    d. Determine location of nodal point near Isla Blanca Park to optimize placement longevity
6. Potential BUDM monitoring will provide an additional physical dataset to validate the results of the numerical modeling and provide improved confidence in results

4.0 Scope of Work.

Task 1: Initial Desktop and Numerical Analysis

Task 1.1: Data and Literature Review
This task will begin by reviewing data and previous reports. In particular, the previous Sand Management Plan. Existing datasets will be aggregated for future analysis.

Task 1.2: Kick-off Meeting and Site Visit
This task will begin by presenting the literature that has been located and datasets obtained. The Sponsors and stakeholders will be requested to identify any known constraints or needs and identify current plus future plans in the region. The Scope of the Work will be presented for comment. This will also include a site visit along the extents of the project area.

Task 1.3: Coastal Processes Analysis
Using the physical data collection and literature review the existing CMS model will be compared and ultimately calibrated to replicate the movement seen in the physical datasets. The CMS model will then be used to further refine the sediment transport rates and vectors in the region.

Task 1.4: Update and refine SBAS
The CMS model results will be used to better quantify rates and transport vectors. The existing SBAS will be updated to account for this improved granularity.

Task 2: BUDM monitoring (potential additional effort)
BUDM monitoring may occur of this placement event in Area 5 (north end of the City) and at Isla Blanca Park to determine transport rates and directions. This monitoring will provide an additional remote sensing dataset to validate the results of the numerical modeling and provide improved confidence in results.

Task 2.1: Fabricate mini Argus Cameras
Four mini Argus camera systems will be procured and assembled.
https://apps.dtic.mil/dtic/tr/fulltext/u2/1067054.pdf

Task 2.2: Install mini Argus Cameras
The mini Argus cameras will be installed on the roof of two condos, the locations are to be coordinated by the local Sponsor.

Task 2.3: Beach surveying
The SPI staff will conduct periodic land survey of the beaches 2 miles on either side of the placement locations to wading depth at 1,000 foot intervals and whenever a hydrographic survey is conducted. A CESU mechanism will also be used to assist and supplement beach surveying data collections, by collecting short term hydrodynamic datasets.

Task 2.4: Automate Change Detection Algorithms
The ERDC will develop scripts to automate the extraction of water depth information from the ARGUS data. The beach survey data will be used to validate the quality of these analyses. If precision/accuracy is inadequate for transport rates, remote sensing data can still be used to calibrate/validate CMS model results.

Task 2.5: Determine Sediment Vectors
A CESU mechanism will be used to perform tracer counts on the collected samples.

Task 2.6: Qualitatively Estimate Sediment Transport
Volume change analysis of the remote sensing data along with the change detection results will enable to determination of transport rates. This data will then be able to be analyzed to determine the quantity and timescales of sediment movement by these placements.

Task 2.7: Approximate the physical processes using CMS and calibrate the existing model
Using the physical and remotely sensed data the existing CMS model will be compare and ultimately calibrated to replicate the movement seen in this new physical dataset.

Task 3: Evaluation of Bypassing/Backpassing deployment locations

Task 3.1: Analyze Sand Transport Rates and Directions
Sediment transport and shoaling data will be utilized to infer directions and associated rates.

Task 3.2: Conceptual Bypassing/Backpassing system
An initial conceptual design of a sediment bypassing/backpassing system will be developed along with associated rough costs.

Task 4: Alternative Analysis

Task 4.1: Develop Potential Alternatives and coordination meeting
A visit will be conducted to South Padre Island with the Sponsors, and any other stakeholders they invite. The objectives of this meeting include discussing the previously completed Sand Management Plan, identifying County and City needs, clarifying individual roles and responsibilities, and discussing potential alternatives (scoping) for further analysis and incorporation into the Sand Management Plan.

Task 4.2: Analyze Selected Alternatives
Selected alternatives will be analyzed to quantify performance and inform development of the sand management plan. The modified CMS model described in Task 1.3 will be applied to help quantify projected performance of each alternative. Qualitatively evaluate modified physical processes, cost, political, and social impacts potentially employing Beach-Fx modeling that is currently being performed as part of the Coastal Texas Study.

Task 5: Update Sand Management Plan
Alternative performance and placement optimization, and the associated results of the analysis will become part of the updated Sand Management Plan. This update will include recommendations for structural modifications, if desired, and bypassing/backpassing configurations at specified locations. Recommended solutions will be documented in sufficient detail to enable future design projects. However, structural design, plans, specifications, and cost estimates will not be included in the Plan. A final team meeting to discuss the updates to the Sand Management Plan will be held in the SPI or SWG offices.

5.0 Cost.

Costs are shown in Table 1 below.

Table 1. Estimated cost.

	Total	ERDC	Sponsor	SWG
Task 1.1: Data and literature review	$5,000			$5,000
Task 1.2: Kick off meeting and Site Visit	$10,000			$10,000
Task 1.3: Coastal Processes Analysis	$10,000			$10,000
Task 1.4: Update and refine SBAS	$7,000			$7,000
Task 2.1: Fabricate Mini Argus 4	$32,000	$30,000		$2,000
Task 2.2: Install mini ARGUS 4	$15,000	$10,000		$5,000
Task 2.3: Beach surveying	$30,000		$20,000	$10,000
Task 2.4: Automate change detection	$9,000	$9,000		
Task 2.5: Determine sediment vectors	$10,000			$10,000
Task 2.6: Quantatively est. transport	$20,000	$10,000		$10,000
Task 2.7: CMS Calibrate	$10,000	$10,000		
Task 3.1: Analyze transport rates	$35,000	$20,000		$10,000
Task 3.2: Conceptual Bypassing/ Backpassing	$10,000			$10,000
Task 4.1: Develop alternatives	$15,000			$15,000
Task 4.2: Analyze alternatives	$17,000			$17,000
Task 5: Update Sand Management Plan	$20,000			$20,000
Subtotal	$250,000	$84,000	$20,000	$141,000

Basis:

1. Travel for up to 3 personnel from Galveston to SPI is included for a total of 2 meetings.
2. SPI or the County will host the meetings.
3. New data collection is included.
4. Schedule is based on integral involvement of City and County staff as noted in this SOW. Labor for City and County personnel is not included in this proposal's costs except for $20k of Work in Kind (WIK), Task 2.3 Beach Surveying.
5. Work in Kind (WIK) for the Sponsors is estimated based on a proposed field data collection efforts. Under the Planning Assistance to States program the Sponsors will be responsible for half of the total of the overall agreement. The WIK total is subtracted from the cash they are to provide.

6.0 Schedule

- The site visit and kick-off meeting with the Sponsor and SWG will be conducted within 90 calendar days of receipt of funds.
- The Draft Sand Management Plan will be provided within 300 calendar days of SWG receipt of funds, unless Task 2 is approved and then an additional 100 days will be added.

5-196

- An interim presentation to the Sponsors describing the information collected to date will be conducted within 200 calendar days of SWG receipt of funds, unless task 2 is added.
- The 2019 BUDM project is to occur in the fall of 2019.

7.0 Deliverables. Deliverables, associated with tasks, are described below. All deliverables will be in electronic format only. Presentations will be conducted using PowerPoint.

- Task 1.2: Site visit and kick-off meeting notes in memo format.
- Task 4.1: meeting to develop alternatives with Sponsor.
- Task 5: Sand Management Plan in Technical Report format.

The Sand Management Plan will be delivered in Word and PDF in the Technical Report or other appropriate format.

8.0 Sponsor's Responsibilities.

- Coordinate site visit and project meetings.
- Coordinate location of the mini ARGUS camera systems
- Provide the benefits analysis for selected alternatives in a conceptual format. (i.e. which ones will make the most impact on stakeholder concerns after the impact to physical processes is known)
- Review draft reports/memos.
- Participate in the project meetings.
- Deliver WIK activities following the PAS agreement if elected.

9.0 Progress Reporting. Monthly progress reports will be made via email. Reports will list work complete, outstanding action items, and upcoming deadlines.

10.0 Technology/Focus Area. Navigation, Flood Risk Management

11.0 Security. There are no Security limitations on this work.

5-197

AGREEMENT
BETWEEN
THE DEPARTMENT OF THE ARMY
AND
CAMERON COUNTY AND CITY OF SOUTH PADRE ISLAND
FOR DEVELOPMENT OF A COMPREHENSIVE PLAN

THIS AGREEMENT is entered into this 21st day of August, 2019, by and between the Department of the Army (hereinafter the "Government"), represented by the U.S. Army Engineer, Galveston (hereinafter the "District Engineer") and the Cameron County and City of South Padre Island (hereinafter the "Non-Federal Sponsors"), represented by the County Judge and City Mayor.

WITNESSETH, THAT:

WHEREAS, Section 22 of the Water Resources Development Act of 1974, as amended (42 U.S.C. 1962d-16) authorizes the Secretary of the Army, acting through the Chief of Engineers, to provide assistance in the preparation of a comprehensive water resources plan (hereinafter the "Plan") to a State or non-Federal interest working with a State, and to establish and collect fees for the purpose of recovering 50 percent of the costs of such assistance except that Secretary may accept and expend non-Federal funds provided that are in excess of such fee; and

WHEREAS, the Government and the Non-Federal Sponsors have the full authority and capability to perform in accordance with the terms of this Agreement.

NOW, THEREFORE, the parties agree as follows:

1. The Government shall develop the Plan, in coordination with the Non-Federal Sponsors, in accordance with the attached Scope of Work, and any modifications thereto, that specifies the scope, cost, and schedule for activities and tasks, including the Non-Federal Sponsors' in-kind services.

2. The Non-Federal Sponsors shall provide 50 percent of the costs for developing the Plan in accordance with the provisions of this paragraph. As of the effective date of this Agreement, the costs of developing the Plan are projected to be $_250,000.00_, with the Government's share of such costs projected to be $_125,000.00_ and the Non-Federal Sponsors' share of such costs projected to be $_125,000.00_, which includes estimated credit in the amount of $_20,000.00_ for in-kind services.

a. After considering the estimated amount of credit for in-kind services that will be afforded in accordance with paragraph 4, if any, the Government shall provide the Non-Federal Sponsors with a written estimate of the amount of funds required from the Non-Federal Sponsors for the initial fiscal year of development of the Plan, with a fiscal year beginning on October 1st and ending on September 30th of the following year. No later than 15 calendar days after such notification, the Non-Federal

5-198

Sponsors shall provide the full amount of such funds to the Government by delivering a check payable to "FAO, USAED, Galveston (M3)" to the District Engineer or by providing an Electronic Funds Transfer of such required funds in accordance with procedures established by the Government.

b. No later than August 1st prior to each subsequent fiscal year during development of the Plan, the Government shall provide the Non-Federal Sponsors with a written estimate of the amount of funds required from the Non-Federal Sponsors during that fiscal year. No later than September 1st prior to that fiscal year, the Non-Federal Sponsors shall provide the full amount of such required funds to the Government using one of the payment mechanisms specified in paragraph 2.a. above.

c. If the Government determines at any time that additional funds are needed from the Non-Federal Sponsors to cover the Non-Federal Sponsors' costs of developing the Plan, the Government shall provide the Non-Federal Sponsors with written notice of the amount of additional funds required. Within 60 calendar days of such notice, the Non-Federal Sponsors shall provide the Government with the full amount of such additional funds.

d. Upon completion of the Plan and resolution of any relevant claims and appeals, the Government shall conduct a final accounting and furnish the Non-Federal Sponsors with the written results of such final accounting. Should the final accounting determine that additional funds are required from the Non-Federal Sponsors, the Non-Federal Sponsors, within 60 calendar days of written notice from the Government, shall provide the Government with the full amount of such additional funds. Should the final accounting determine that the Non-Federal Sponsors has provided funds in excess of its required amount, the Government shall refund the excess amount, subject to the availability of funds. Such final accounting does not limit the Non-Federal Sponsors' responsibility to pay its share of costs, including contract claims or any other liability that may become known after the final accounting.

3. In addition to its required cost share, the Non-Federal Sponsors may determine that it is in its best interests to provide additional funds for development of the Plan. Additional funds provided under this paragraph and obligated by the Government are not included in calculating the Non-Federal Sponsors' required cost share and are not eligible for credit or repayment.

4. The in-kind services includes those activities (including services, materials, supplies, or other in-kind services) that are required for development of the Plan and would otherwise have been undertaken by the Government and that are specified in the Scope of Work and performed or provided by the Non-Federal Sponsors after the effective date of this Agreement and in accordance with the Scope of Work. The Government shall credit towards the Non-Federal Sponsor's share of costs, the costs, documented to the satisfaction of the Government, that the Non-Federal Sponsors incurs in providing or performing in-kind services, including associated supervision and administration. Such costs shall be subject to audit in accordance with paragraph 9 to

5-199

determine reasonableness, allocability, and allowability, and crediting shall be in accordance with the following procedures, requirements, and limitations:

a. As in-kind services are completed and no later than 60 calendar day after such completion, the Non-Federal Sponsors shall provide the Government appropriate documentation, including invoices and certification of specific payments to contractors, suppliers, and the Non-Federal Sponsor's employees. Failure to provide such documentation in a timely manner may result in denial of credit. The amount of credit afforded for in-kind services shall not exceed the Non-Federal Sponsor's share of costs.

b. No credit shall be afforded for interest charges, or any adjustment to reflect changes in price levels between the time the in-kind services are completed and credit is afforded; for the value of in-kind services obtained at no cost to the Non-Federal Sponsors; or for costs that exceed the Government's estimate of the cost for such item if it had been performed by the Government.

5. The Non-Federal Sponsors shall not use Federal Program funds to meet any of its obligations under this Agreement unless the Federal agency providing the funds verifies in writing that the funds are authorized to be used for the Plan. Federal program funds are those funds provided by a Federal agency, plus any non-Federal contribution required as a matching share therefor.

6. In carrying out its obligations under this Agreement, the Non-Federal Sponsors shall comply with all the requirements of applicable Federal laws and implementing regulations, including, but not limited to: Title VI of the Civil Rights Act of 1964 (P.L. 88-352), as amended (42 U.S.C. 2000d), and Department of Defense Directive 5500.11 issued pursuant thereto; the Age Discrimination Act of 1975 (42 U.S.C. 6102); and the Rehabilitation Act of 1973, as amended (29 U.S.C. 794), and Army Regulation 600-7 issued pursuant thereto.

7. Upon 30 calendar days written notice to the other party, either party may elect, without penalty, to suspend or terminate further development of the Plan. Any suspension or termination shall not relieve the parties of liability for any obligation incurred.

8. As a condition precedent to a party bringing any suit for breach of this Agreement, that party must first notify the other party in writing of the nature of the purported breach and seek in good faith to resolve the dispute through negotiation. If the parties cannot resolve the dispute through negotiation, they may agree to a mutually acceptable method of non-binding alternative dispute resolution with a qualified third party acceptable to the parties. Each party shall pay an equal share of any costs for the services provided by such a third party as such costs are incurred. The existence of a dispute shall not excuse the parties from performance pursuant to this Agreement.

9. The parties shall develop procedures for the maintenance by the Non-Federal Sponsors of books, records, documents, or other evidence pertaining to costs and expenses for a minimum of three years after the final accounting. The Non-Federal

5-200

Sponsors shall assure that such materials are reasonably available for examination, audit, or reproduction by the Government.

a. The Government may conduct, or arrange for the conduct of, audits of the Plan. Government audits shall be conducted in accordance with applicable Government cost principles and regulations. The Government's costs of audits for the Plan shall not be included in the shared costs of the Plan, but shall be included in calculating the overall Federal cost of the Plan.

b. To the extent permitted under applicable Federal laws and regulations, the Government shall allow the Non-Federal Sponsors to inspect books, records, documents, or other evidence pertaining to costs and expenses maintained by the Government, or at the request of the Non-Federal Sponsors, provide to the Non-Federal Sponsors or independent auditors any such information necessary to enable an audit of the Non-Federal Sponsors' activities under this Agreement. The costs of non-Federal audits shall be paid solely by the Non-Federal Sponsors without reimbursement or credit by the Government.

10. In the exercise of their respective rights and obligations under this Agreement, the Government and the Non-Federal Sponsors each act in an independent capacity, and neither is to be considered the officer, agent, or employee of the other. Neither party shall provide, without the consent of the other party, any contractor with a release that waives or purports to waive any rights a party may have to seek relief or redress against that contractor.

11. Any notice, request, demand, or other communication required or permitted to be given under this Agreement shall be deemed to have been duly given if in writing and delivered personally or mailed by certified mail, with return receipt, as shown below. A party may change the recipient or address for such communications by giving written notice to the other party in the manner provided in this paragraph.

If to the Non-Federal Sponsors:
Cameron County Judge
1100 E. Monroe Street; Suite 218
Brownsville, Texas 78520
and
City of South Padre Island
321 Padre Blvd
South Padre Island, Texas 78597

If to the Government:
U.S. Army Corps of Engineers
Galveston District
2000 Fort Point Rd
Galveston, Texas 77550

5-201

12. To the extent permitted by the laws governing each party, the parties agree to maintain the confidentiality of exchanged information when requested to do so by the providing party.

13. Nothing in this Agreement is intended, nor may be construed, to create any rights, confer any benefits, or relieve any liability, of any kind whatsoever in any third person not a party to this Agreement.

14. The obligations and responsibilities of the Non-Federal Sponsors shall be joint and several, such that each Non-Federal Sponsors shall be liable for the whole performance of the obligations and responsibilities of the Non-Federal Sponsors under the terms and provisions of this Agreement. The Government may demand the whole performance of said obligations and responsibilities from any of the entities designated herein as one of the Non-Federal Sponsors.

IN WITNESS WHEREOF, the parties hereto have executed this Agreement, which shall become effective upon the date it is signed by the District Engineer.

DEPARTMENT OF THE ARMY

BY: _____
TIMOTHY R. VAIL
Colonel, U.S. Army
District Engineer

DATE: _____

CAMERON COUNTY JUDGE

BY: _____
Eddie Trevino, Jr.
County Judge

DATE: _____

CITY OF SOUTH PADRE ISLAND

BY: _____
Patrick McNulty
Mayor

DATE: _____

5-202

CERTIFICATE OF AUTHORITY

I, _____, do hereby certify that I am the principal legal officer for the **CITY OF SOUTH PADRE ISLAND**, that the **CITY OF SOUTH PADRE ISLAND** is a legally constituted public body with full authority and legal capability to perform the terms of the **AGREEMENT** between the Department of the Army and the **CITY OF SOUTH PADRE ISLAND AND CAMERON COUNTY** in connection with the **REGIONAL SEDIMENT MANAGEMENT PLAN**, and to pay damages, if necessary, in the event of the failure to perform in accordance with the terms of this **AGREEMENT**, as required by Section 221 of Public Law 91-611, as amended (42 U.S.C. 1962d-5b), and that the person who executed this **AGREEMENT** on behalf of the **CITY OF SOUTH PADRE ISLAND** acted within **his** statutory authority.

IN WITNESS WHEREOF, I have made and executed this certification this **21st day of August 2019.**

_____

Patrick McNulty
City of South Padre Island Mayor

5-203

CERTIFICATION REGARDING LOBBYING

The undersigned certifies, to the best of his or her knowledge and belief that:

(1) No Federal appropriated funds have been paid or will be paid, by or on behalf of the undersigned, to any person for influencing or attempting to influence an officer or employee of any agency, a Member of Congress, an officer or employee of Congress, or an employee of a Member of Congress in connection with the awarding of any Federal contract, the making of any Federal grant, the making of any Federal loan, the entering into of any cooperative agreement, and the extension, continuation, renewal, amendment, or modification of any Federal contract, grant, loan, or cooperative agreement.

(2) If any funds other than Federal appropriated funds have been paid or will be paid to any person for influencing or attempting to influence an officer or employee of any agency, a Member of Congress, an officer or employee of Congress, or an employee of a Member of Congress in connection with this Federal contract, grant, loan, or cooperative agreement, the undersigned shall complete and submit Standard Form-LLL, "Disclosure Form to Report Lobbying," in accordance with its instructions.

(3) The undersigned shall require that the language of this certification be included in the award documents for all subawards at all tiers (including subcontracts, subgrants, and contracts under grants, loans, and cooperative agreements) and that all subrecipients shall certify and disclose accordingly.

This certification is a material representation of fact upon which reliance was placed when this transaction was made or entered into. Submission of this certification is a prerequisite for making or entering into this transaction imposed by 31 U.S.C. 1352. Any person who fails to file the required certification shall be subject to a civil penalty of not less than $10,000 and not more than $100,000 for each such failure.

_____

Randy Smith
City Manager

DATE: 21 August 2019

5-204

NON-FEDERAL SPONSOR'S
SELF-CERTIFICATION OF FINANCIAL CAPABILITY
FOR AGREEMENTS

I, RODRIGO GIMENEZ, do hereby certify that I am the Chief Financial Officer of the CITY OF SOUTH PADRE ISLAND (the "Non-Federal Sponsor"); that I am aware of the financial obligations of the Non-Federal Sponsor for the SOUTH PADRE ISLAND SEDIMENT MANAGEMENT PLAN; and that the Non-Federal Sponsor has the financial capability to satisfy the Non-Federal Sponsor's obligations under the AGREEMENT BETWEEN THE DEPARTMENT OF THE ARMY CORPS AND CAMERON COUNTY AND CITY OF SOUTH PADRE ISLAND FOR DEVELOPMENT OF A COMPREHENSIVE PLAN.

IN WITNESS WHEREOF, I have made and executed this certification this 22 day of AUGUST, 2019.

BY: _____

TITLE: _____

DATE: _____

5-205

Item No. 6

CITY OF SOUTH PADRE ISLAND
CITY COUNCIL MEETING
AGENDA REQUEST FORM

MEETING DATE: August 21, 2019

NAME & TITLE: Eva-Jean Dalton, Council Member

DEPARTMENT: City Council

ITEM

Presentation regarding Opportunity Zone Program designed to encourage long-term investment in eligible communities.

ITEM BACKGROUND

The Opportunity Zone Program was created by the 2017 federal Tax Cuts and Jobs Act to encourage businesses to develop and invest in low-income communities. The program will help highlight areas of Texas that are prime for business investment and will serve to bring more opportunities and a much needed boost for local communities

BUDGET/FINANCIAL SUMMARY

COMPREHENSIVE PLAN GOAL

LEGAL REVIEW

Sent to Legal: YES: _____ NO: _____
Approved by Legal: YES: _____ NO: _____

Comments:

RECOMMENDATIONS/COMMENTS

Item No. 7

CITY OF SOUTH PADRE ISLAND
CITY COUNCIL MEETING
AGENDA REQUEST FORM

MEETING DATE: August 21, 2019

NAME & TITLE: David Travis, Building Official
Aaron Hanley, Planning Director
Joe Ricco, Council Member

DEPARTMENT: Building Inspections Division/Planning Department/City Council

ITEM

Update and discussion regarding substandard structures on South Padre Island.

ITEM BACKGROUND

At the City Council Meeting on May 1, 2019, a motion was made to allow staff to work with the legal team to develop an ordinance to address substandard buildings and/or unfinished construction. The intent of the ordinance is to beautify the City of South Padre Island and to properly enforce the currently adopted version of the International Property Maintenance Code, Chapter 214 of the Local Government Code, and the Standard Unsafe Building Abatement Code. The first reading of the ordinance occurred at the June 19, 2019 City Council Meeting, the second reading occurred at the July 17, 2019 City Council Meeting, and the ordinance was published in the July 25, 2019 Port Isabel Press edition.

BUDGET/FINANCIAL SUMMARY

N/A

COMPREHENSIVE PLAN GOAL

- Chapter I Land Use, GOAL 2: The City should continue to monitor, protect, and evaluate development and resource conservation.
    - Objective 2.1: City ordinances should be consistent with the Comprehensive Plan.
        - Policy 2.1.1: The City should continue to enforce ordinances and regulations consistently and equally. Strategy 2.1.1.1: Regulations and development standards should be user-friendly and serve to streamline the permitting process while "raising the bar" of standards of development quality.

- Chapter IV Economic Development, GOAL 3: The City shall support an environment that is friendly to residents, tourists, and businesses.
    - Objective 3.1: The City should support ordinances, events, and policies that enhance the Island's economic development potential.

LEGAL REVIEW

Sent to Legal:	YES: X	NO: _____
Approved by Legal:	YES: X	NO: _____

RECOMMENDATIONS/COMMENTS

None.

Item No. 8

CITY OF SOUTH PADRE ISLAND
CITY COUNCIL MEETING
AGENDA REQUEST FORM

MEETING DATE: August 21, 2019

NAME & TITLE: C. Alejandro Sanchez, P.E., CFM, Public Works Director

DEPARTMENT: Public Works Department

ITEM

Update from Kimley-Horn regarding the Padre Boulevard (PR 100) median, boardwalk and sidewalk related improvements related to the Venue Tax Project.

ITEM BACKGROUND

On June 5, 2019 City Council approved to move forward to construction for the PR 100 (Padre Boulevard) improvements. Kimley-Horn and Associates have been working on the updates requested by City Council and have provided the revised sheets to TxDOT for review and approval. On August 1st and 2nd, Kimley-Horn and City staff met with utility companies and TxDOT to discuss the 100% review plans and have any final comments addressed. Deadline for final comments was August 16, 2019.

BUDGET/FINANCIAL SUMMARY

COMPREHENSIVE PLAN GOAL

Chapter II: Mobility – Goal I, Strategy 1.1.1.5

LEGAL REVIEW

Sent to Legal:	YES: _____	NO: ___x___
Approved by Legal:	YES: _____	NO: ___x___

RECOMMENDATIONS/COMMENTS

100% REVIEW

K:\LAC_TPTO\1project\069234003_SPI_Padre_Blvd_Medians\CADD\Sheets\PDMKEYMAP01.dgn

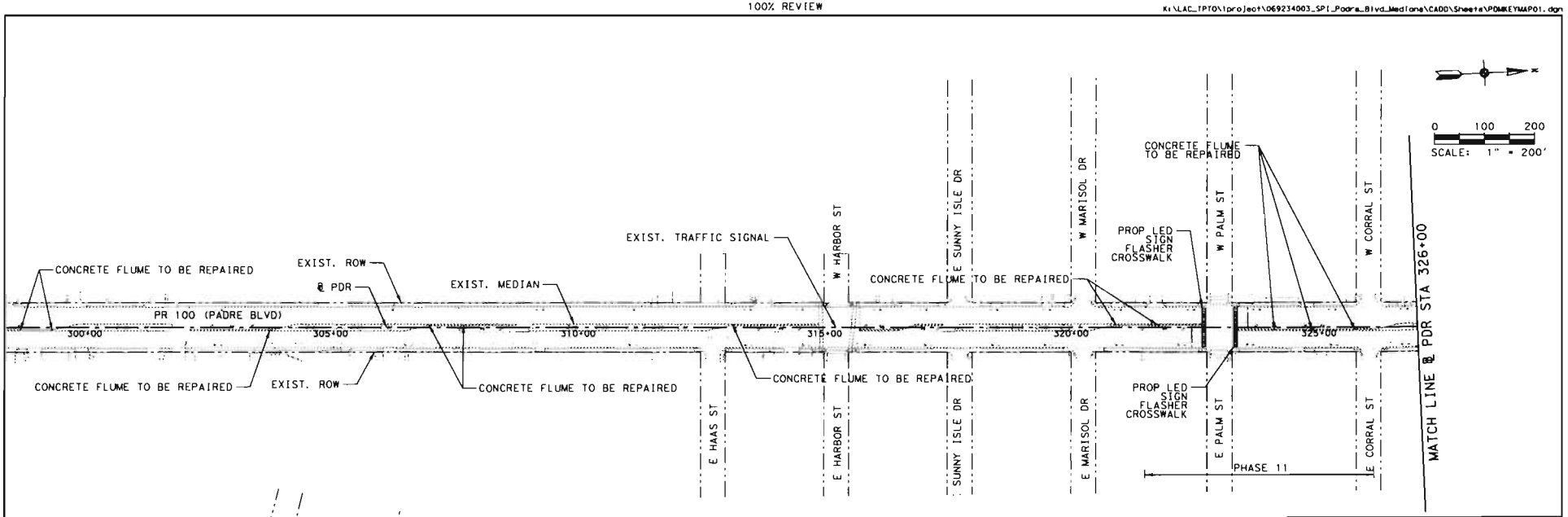

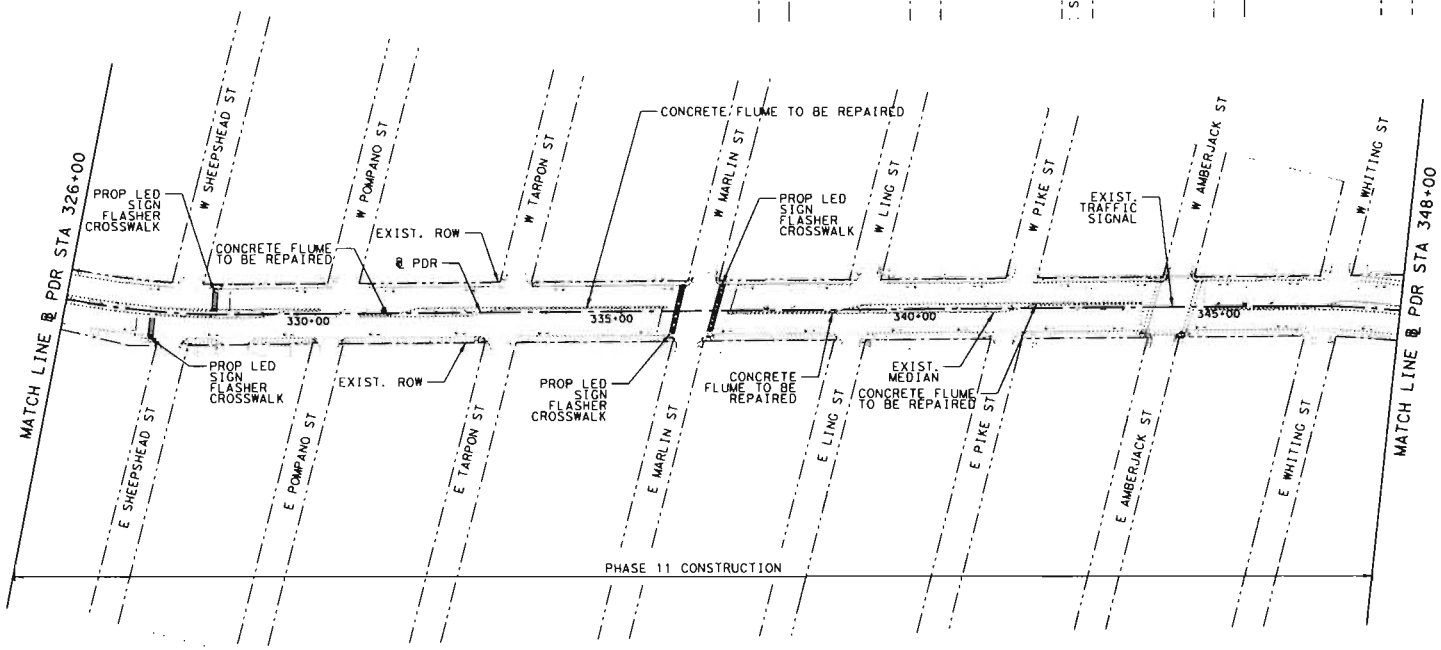

No.	Revision	By	Date

PRELIMINARY
FOR REVIEW ONLY
Not for construction, bidding, or permit purposes.
Kimley»Horn
Engineer THOMAS P. GRANT
P.E. No. 100876 Date 7/8/2019

Kimley»Horn
TBPE REGISTERED ENGINEERING FIRM F-928

South Padre ISLAND

Texas Department of Transportation
© 2019

PR 100 ROADWAY IMPROVEMENTS

KEY MAP

@ PDR
BEGIN PROJECT TO STA 348+00

SHEET 1 OF 5

FED. RD. DIV. NO.	FEDERAL AID PROJECT NO.	HIGHWAY NO.
6	N\A	PR 100

STATE	DISTRICT	COUNTY	SHEET NO.
TEXAS	PHR	CAMERON	005
CONTROL	SECTION	JOB	
N\A	N\A	N\A	

PLOTTED: 7/8/2019 5:04:17 PM 200.0000 ft / in.
FILENAME: K:\LAC_TPTO\1project\069234003_SPI_Padre_Blvd_Medians\CADD\Sheets\PDMKEYMAP01.dgn

2-11

0 100 200
SCALE: 1" = 200'

No.	Revision	By	Date

PRELIMINARY
FOR REVIEW ONLY
Not for construction, bidding, or permit purposes.
Kimley»Horn
THOMAS P. GRANT 100676 Date 7/8/2019

Kimley»Horn
TBPE REGISTERED ENGINEERING FIRM F-928

South Padre ISLAND

Texas Department of Transportation
© 2019

PR 100 ROADWAY IMPROVEMENTS

KEY MAP

@ PDR
STA 348+00 TO STA 394+00

SHEET 2 OF 5

FED. RD. DIV. NO.	FEDERAL AID PROJECT NO.	HIGHWAY NO.
6	N\A	PR 100

STATE	DISTRICT	COUNTY	SHEET NO.
TEXAS	PHR	CAMERON	006
CONTROL	SECTION	JOB	
N\A	N\A	N\A	

PLOTTED: 7/8/2019 5:04:19 PM 200.0000 ft / in.
FILENAME: K:\LAC_TPTO\!project\069234003_SPI_Padre_Blvd_Medians\CADD\Sheets\PDMKEYMAP02.dgn

8-3

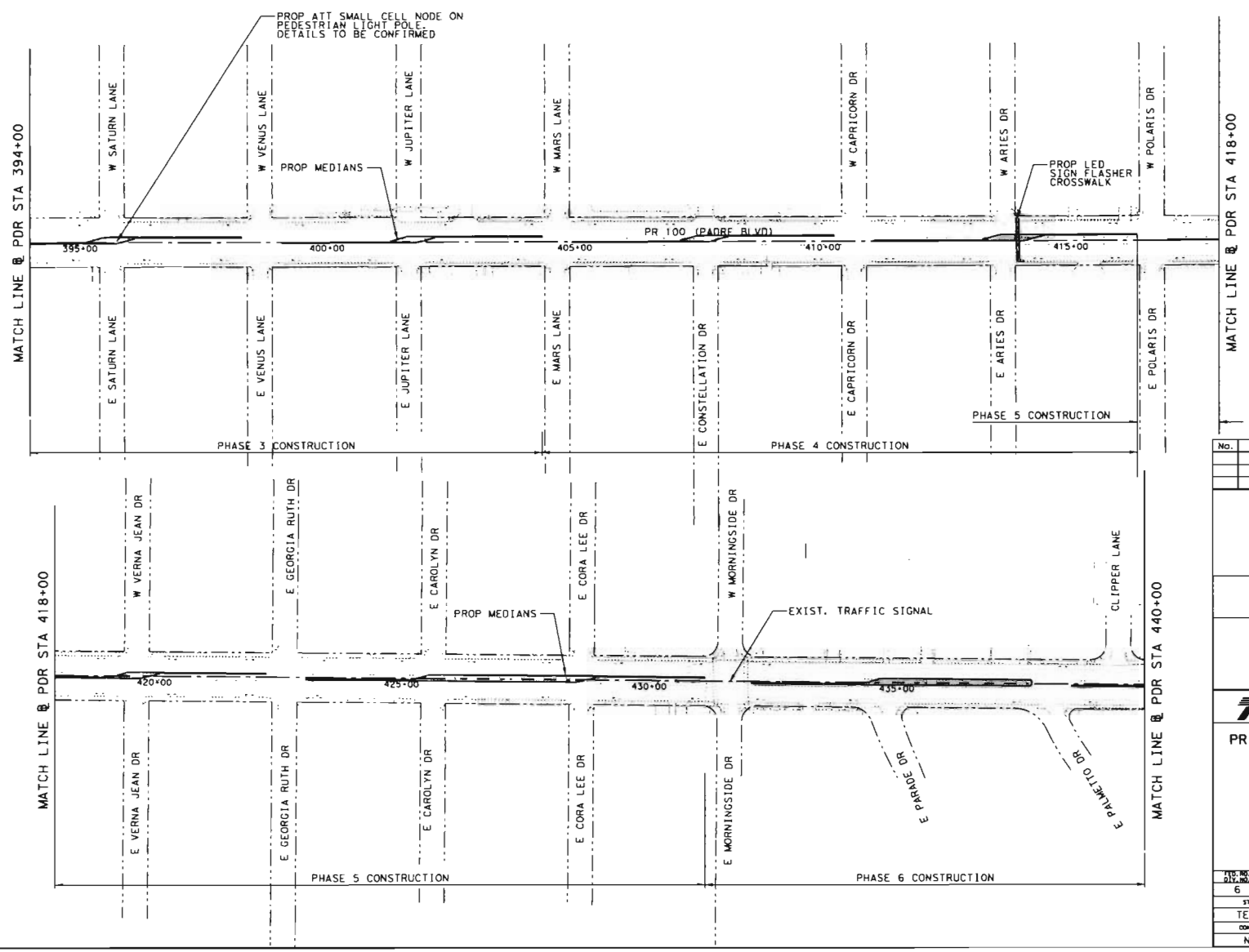

0 100 200
SCALE: 1" = 200'

No.	Revision	By	Date

PRELIMINARY
FOR REVIEW ONLY
Not for construction, bidding, or permit purposes.
Kimley»Horn
THOMAS P. GRANT
100676 7/8/2019

Kimley»Horn
TBPE REGISTERED ENGINEERING FIRM F-928

South Padre ISLAND

Texas Department of Transportation
© 2019

PR 100 ROADWAY IMPROVEMENTS

KEY MAP

@ PDR
STA 394+00 TO STA 440+00

SHEET 3 OF 5

CSJ NO. DIV. NO.	FEDERAL AID PROJECT NO.	HIGHWAY NO.
6	N\A	PR 100

STATE	DISTRICT	COUNTY	SHEET NO.
TEXAS	PHR	CAMERON	007
CONTROL	SECTION	JOB	
N\A	N\A	N\A	

PLOTTED: 7/8/2019 3:04:21 PM 200.0000 ft / in.
FILENAME: K:\LAC_TPTO\projects\069234003_SPI_Padre_Blvd_Medians\CADD\Sheets\PDMKEYMAP03.dgn

h-8

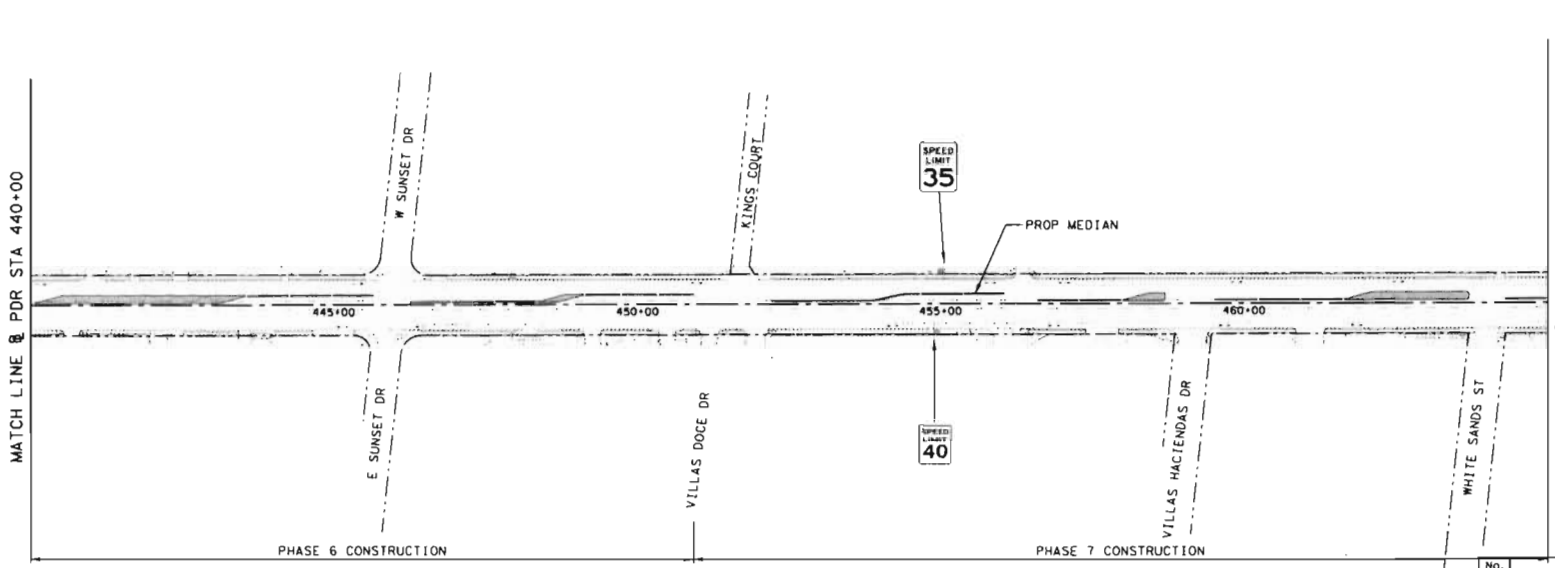

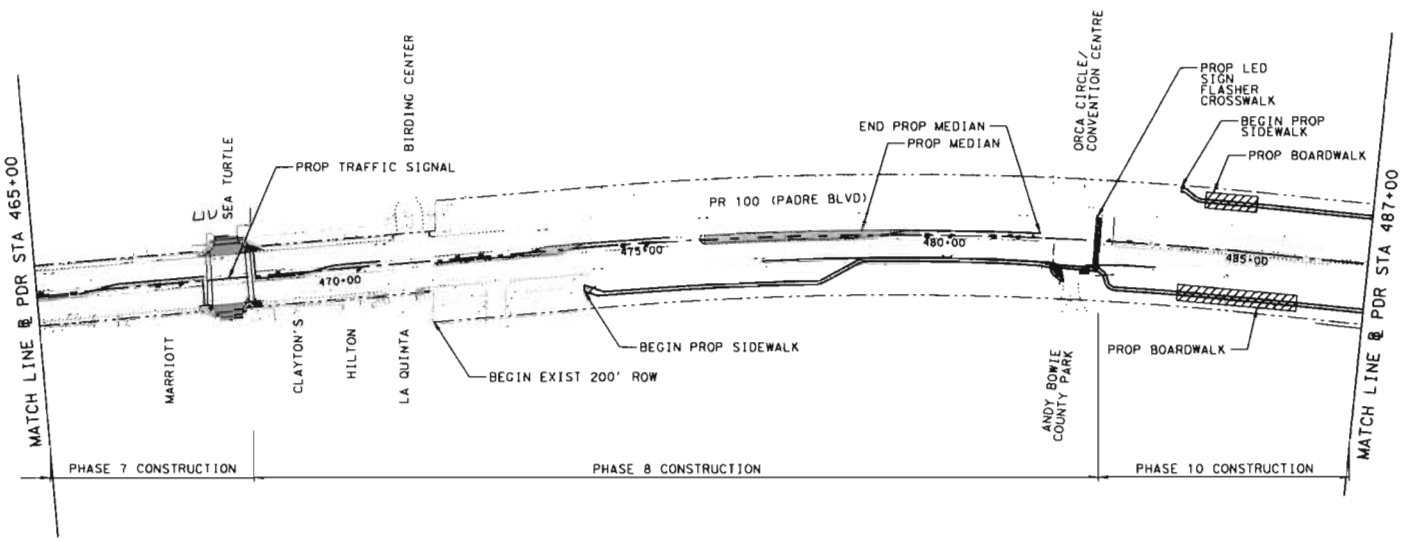

0 100 200
SCALE: 1" = 200'

No.	Revision	By	Date

PRELIMINARY
FOR REVIEW ONLY
Not for construction, bidding, or permit purposes.
Kimley»Horn
Engineer: THOMAS P. GRANT
P.E. No. 100876 Date: 7/8/2019

Kimley»Horn
TBPE REGISTERED ENGINEERING FIRM F-928

South Padre ISLAND

Texas Department of Transportation
© 2019

PR 100 ROADWAY IMPROVEMENTS

KEY MAP

@ PDR
STA 440+00 TO STA 487+00

SHEET 4 OF 5

FED. RD. DIV. NO.	FEDERAL AID PROJECT NO.	HIGHWAY NO.
6	N\A	PR 100

STATE	DISTRICT	COUNTY	SHEET NO.
TEXAS	PHR	CAMERON	008
CONTROL	SECTION	JOB	
N\A	N\A	N\A	

PLOTTED: 7/8/2019 5:04:23 PM 200.0000 Pt / In.
FILENAME: K:\LAC_TPTO\Iproject\069234003_SPI_Padre_Blvd_Medians\CADD\Sheets\PDMKEYMAP04.dgn

5-8

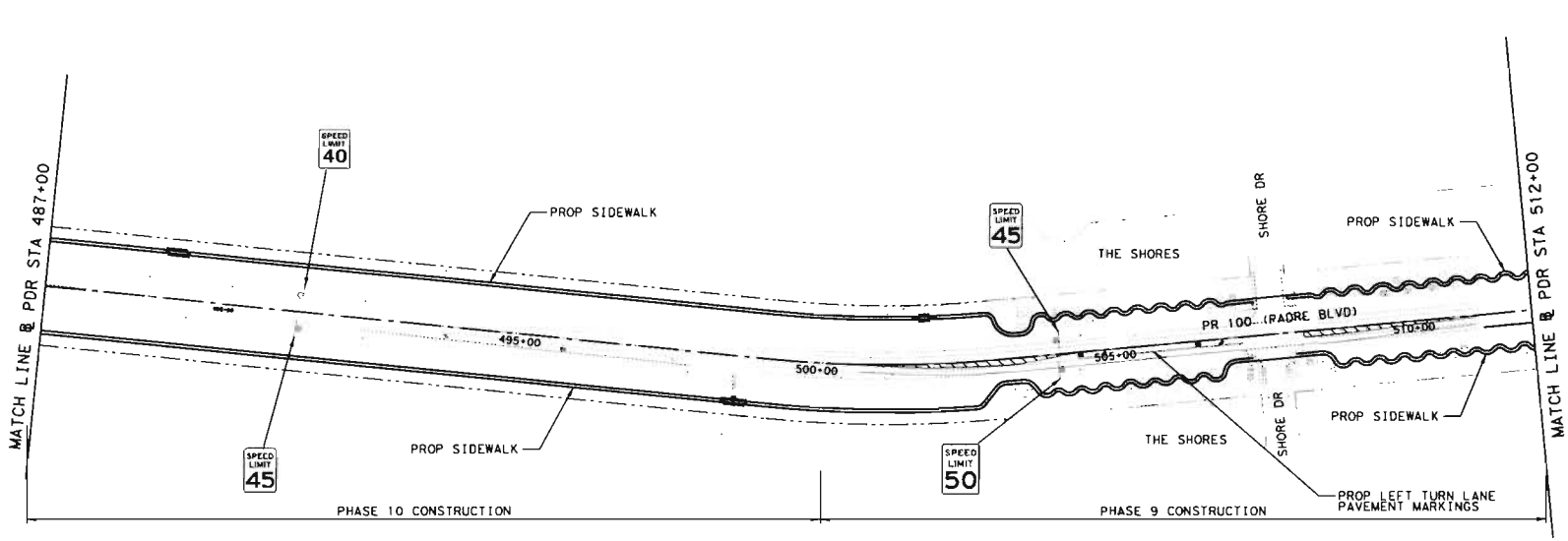

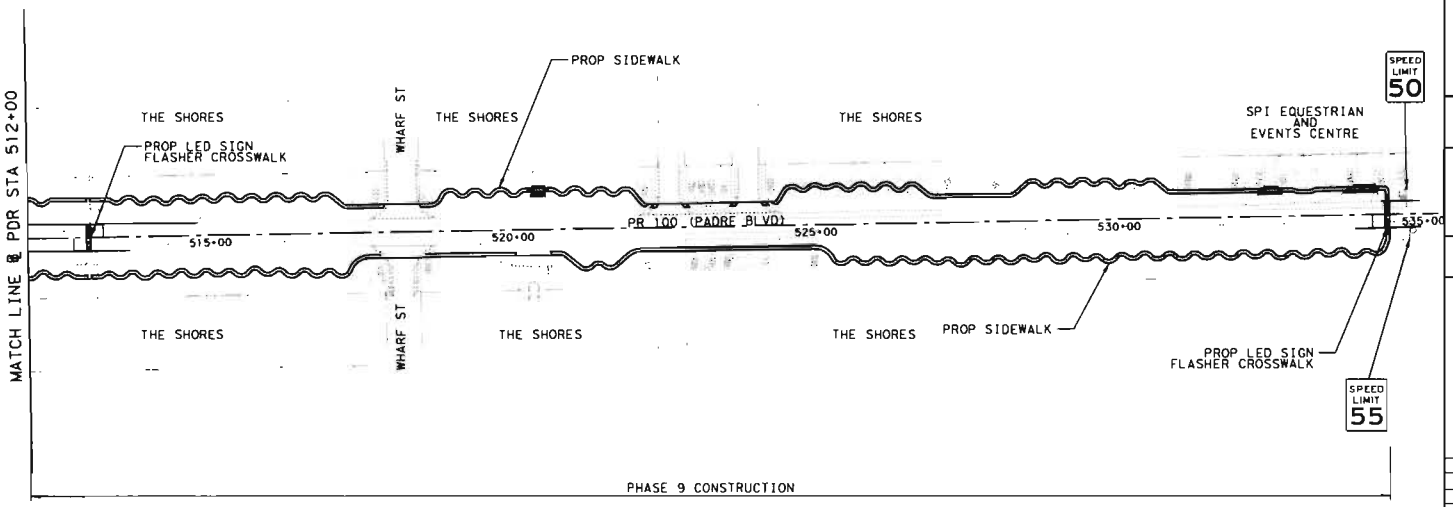

No.	Revision	By	Date

PRELIMINARY
FOR REVIEW ONLY
Not for construction, bidding, or permit purposes.
Kimley»Horn
Engineer: THOMAS E. GRANT
P.E. No. 100875 Date: 7/8/2019

Kimley»Horn
TBPE REGISTERED ENGINEERING FIRM F-928

South Padre ISLAND

Texas Department of Transportation
© 2019

PR 100 ROADWAY IMPROVEMENTS

KEY MAP

℄ PDR
STA 487+00 TO END OF PROJECT

SHEET 5 OF 5

FED. RD. DIV. NO.	FEDERAL AID PROJECT NO.	HIGHWAY NO.
6	N\A	PR 100

STATE	DISTRICT	COUNTY	SHEET NO.
TEXAS	PHR	CAMERON	009
CONTROL	SECTION	JOB	
N\A	N\A	N\A	

PLOTTED: 7/8/2019 5:04:25 PM 200.0000 ft / in.
FILENAME: K:\LAC_TPTO\project\069234003_SPI_Padre_Blvd_Medians\CADD\Sheets\PDMKEYMAP05.dgn

8-8

Item No. 9

CITY OF SOUTH PADRE ISLAND
CITY COUNCIL MEETING
AGENDA REQUEST FORM

MEETING DATE: August 21, 2019

NAME & TITLE: Joe Ricco, Council Member

DEPARTMENT: City Council

ITEM

Discussion and action to proceed with Request for Qualifications (RFQ) for design services for the Wind Sport Venue Tax project.

ITEM BACKGROUND

Now that the lease for wind sport property has been secured, we need to move forward to design and develop the area. The first step is to hire a qualified firm to do the design phase and mitigation. Request that the City Manager seek RFQ's for design services and bring back to City Council for approval. This is one five venue tax projects and is part of the Comprehensive Plan.

BUDGET/FINANCIAL SUMMARY

COMPREHENSIVE PLAN GOAL

LEGAL REVIEW

Sent to Legal: YES: _____ NO: _____
Approved by Legal: YES: _____ NO: _____

RECOMMENDATIONS/COMMENTS

Recommend approval.

Legend

- Project Review Area
- Potentially Developable Areas*

*No field reconnaissance or wetland delineations has been conducted to determine the presence or absence of potentially jurisdictional waters or wetlands as defined in Sec 404 of the Clean Water Act

Structure Type

- Parking/Lay Down Area
- Access Roads

Site Map

Approximate 137-Acre Tract
State Park Road 100
South Padre Isaind, Cameron County, Texas

Job Number: 17L0271

Exhibit 1

9-2

Item No. 10

CITY OF SOUTH PADRE ISLAND
CITY COUNCIL MEETING
AGENDA REQUEST FORM

MEETING DATE: August 21, 2019

NAME & TITLE: Joe Ricco/Kerry Schwartz, Council Members

DEPARTMENT: City Council

ITEM

Discussion and action to approve first reading of Ordinance to prohibit the rental and/or leasing of dockless motor-assisted scooters on City Property, providing for regulations for use and providing for impound of improperly parked dockless vehicles.

ITEM BACKGROUND

At the March 6, 2019 meeting, City Council approved Ordinance No. 19-03 that established temporary regulations prohibiting the rental and/or leasing of motor-assisted scooters within the city limits. The high volume of visitors that the Island sees each year brings concerns for the safety of pedestrians and other forms of traffic on city streets, sidewalks and roadways. The temporary restriction will expire on September 2, 2019.

The City might consider develop procedures for this process. Many cities include them in their ordinance, however, any subsequent changes requires changes to the ordinance. A policy allows for some flexibility and may be adopted by resolution if a specific policy is required to regulate this type of business.

If Council chooses to impound dockless vehicles that are improperly parked on City sidewalks, streets, rights-of-way or on municipally owned property, an administrative fee charged for the release of dockless vehicle.

BUDGET/FINANCIAL SUMMARY

None anticipated.

COMPREHENSIVE PLAN GOAL

LEGAL REVIEW

Sent to Legal: YES: _____ NO: _____
Approved by Legal: YES: _____ NO: _____

RECOMMENDATIONS/COMMENTS

Approve first reading of ordinance.

ORDINANCE NO. _____

AN ORDINANCE OF THE CITY OF SOUTH PADRE ISLAND, TEXAS DEFINING DOCKLESS VEHICLES AND MOTOR-ASSISTED SCOOTERS;ESTABLISHING REGULATIONS PROHIBITING THE RENTAL AND/OR LEASING OF DOCKLESS VEHICLES ON CITY PROPERTY; PROVIDING REGULATIONS FOR USE; PROVIDING FOR IMPOUND OF IMPROPERLY PARKED DOCKLESS VEHICLES; PROVIDING PENALTY FOR VIOLATION; PROVIDING FOR CUMULATIVE AND CONFLICTS AND SEVERABILITY CLAUSES; AND PROVIDING FOR AN EFFECTIVE DATE.

WHEREAS, new transportation options have recently been offered for a fee, including dockless motor-assisted scooters; and

WHEREAS, City Council finds that the regulation of new transportation options is necessary to establish the rules for the safe operation of these vehicles and to protect the safety and convenience of pedestrians and others who might be impacted by the use of these vehicles; and

WHEREAS, City Council, pursuant to Texas Transportation Code Sections 551.352 and 551.354, is authorized to regulate the use of Dockless Vehicles and Motor-Assisted Scooters on City roadways; and

WHEREAS, the City Council finds that the regulations provided for herein promote the health, safety and welfare of the City.

NOW THEREFORE BE IT ORDAINED BY THE CITY COUNCIL OF SOUTH PADRE ISLAND, TEXAS.

Section one. Findings. The findings set out herein are found to be true and correct and are hereby adopted by the City Council and made a part of this Ordinance for all purposes.

Section two. Definitions. Chapter 18 of the South Padre Island Code of Ordinances is adopted to read as follows:

Sec. 18-31 Definitions:

Dockless Vehicle means a motor-assisted scooter, bicycle equipped with GPS, electric bike or similar type of equipment that is available for use for a fee.

Motor-assisted scooter means

(A) a self-propelled device with:

(i) at least two wheels in contact with the ground during operation;

(ii) a braking system capable of stopping the device under typical operating conditions;

(iii) a gas motor with a displacement not exceeding 40 cubic centimeters or an electric motor with a power output not exceeding 2,000 watts;
(iv) a deck designed to allow a person to stand or sit while operating the device; and
(v) the ability to be propelled by human power alone; and

(B) does not include:
(i) a pocket bike or a minimotorbike.
(ii) a moped or motorcycle;
(iii) an electric bicycle or motor-driven cycle, as defined by Section 541.201 of the Texas Transportation Code, as amended;
(iv) a motorized mobility device, as defined by Section 542.009 of the Texas Transportation Code, as amended;
(v) an electric personal assistive mobility device, as defined by Section 551.201 of the Texas Transportation Code, as amended; or
(vi) a neighborhood electric vehicle, as defined by Section 551.301 of the Texas Transportation Code, as amended.

Shared motor-assisted scooter means a motor-assisted scooter that is rented for a fee.

Sec. 18-32 Rental and/or Leasing of Motor-assisted Scooter Temporarily Prohibited
The rental or leasing of Dockless Vehicles within the public right-of-ways or on municipally owned property is prohibited. For purposes of this ordinance the rental or leasing of Dockless Vehicles means any service that displays, offers or places for rent on a public right-of-way or municipally owned property one or more motor-assisted scooters or similar Dockless Vehicles.

Sec. 18-33 Dockless Vehicle Business
The rental or leasing of Dockless Vehicles as a commercial business is permitted within any district zoned for commercial or business uses or other districts if the use is compatible with the permitted uses for the district. Any such business is subject to all City business registration and license requirements. City staff is authorized to develop an application and registration/permitting process for the business and inventory.

Sec. 18-34 Operation Dockless Vehicles

(A) Riders must obey state and city traffic laws.
(B) Riders must always yield to pedestrians.
(C) Riders must use bike lanes when available.
(D) Riders on a Shared Motor-Assisted Scooter must be at least 16 years of age.
(E) Riders on a Shared Motor-Assisted Scooter must wear a safety helmet.
(F) Riders may not have any passengers. Only one person may be on the vehicle when it is being operated.
(G) Riders may not use portable wireless communications devices while operating.
(H) Dockless Vehicles may not be operated at nighttime unless equipped with:
i. A lamp on the front of the vehicle that emits a white light visible from a distance of a least 500 feet in front of the vehicle; and

ii. A red reflector that is visible when directly in front of lawful upper beams of motor vehicle headlamps from all distances from 50 to 300 feet to the rear of the vehicle, or a lamp that emits a red light visible from a distance of 500 feet to the rear of the vehicle; and

iii. A working bell, horn or other sound mechanism.

Sec. 18-35 Parking of Dockless Vehicles

(A) Dockless Vehicles may not be parked on City sidewalks, streets, rights-of-way or on municipally owned property.

(B) Dockless Vehicles must be returned to the rental or leasing location.

Sec. 18-36 ***Dockless Vehicles Impound***

(A) A Dockless Vehicle improperly parked on City sidewalks, streets, rights-of-way or on municipally owned property may be impounded by the City.

(B) The owner of an impounded Dockless Vehicle shall provide proof of ownership and pay a $_____ administrative fee before the Dockless Vehicle is released.

(C) Any Dockless Vehicle not claimed within _____ amount of time will be considered abandoned and the City may dispose of the vehicle consistent with city and state law requirements for abandoned property.

Section three. Enforcement

(A) The Office of the Chief of Police and any appointed designee shall enforce the provisions of this ordinance.

(B) Authorized designees may, with or without notice, inspect any dockless vehicle operating under this article to determine whether the dockless vehicle complies with this Ordinance and other applicable laws.

Section four. Penalty. A person commits an offense if the person violates or attempts to violate a provision of this Ordinance. A culpable mental state is not required for the commission of an offense under Ordinance. Violation of this ordinance shall be a Class C misdemeanor and upon conviction for such violation, the defendant shall be subject to a fine not less than $1.00 and not more than $500.00.

Section five. Cumulative and Conflicts. This Ordinance shall be cumulative of all provisions of ordinances of the City of South Padre Island, Texas, except where the provisions of the Ordinance are in direct conflict with the provisions of such ordinances, in which event the conflicting provisions of such ordinances are hereby repealed. Any and all previous versions of this Ordinance to the extent that they are in conflict herewith are repealed.

Section six. Severability. It is hereby declared to be the intention of the City Council that the phrases, clauses, sentences, paragraphs, and sections of this Ordinance are severable, and if any phrase, clause, sentence, paragraph or section of this Ordinance shall be declared unconstitutional by the valid judgment or decree of any court of competent jurisdiction, such unconstitutionality

shall not affect any of the remaining phrases, clauses, sentences, paragraphs and sections of this Ordinance, since the same would have been enacted by the City Council without the incorporation in this Ordinance of any such unconstitutional phrase, clause, sentence, paragraph or section.

Section seven. Publication. The City Secretary is authorized and directed to publish a caption of this ordinance.

Section eight. Effective Date. This Ordinance shall become effective immediately upon its passage, approval, and publication as provided by law.

PASSED AND APPROVED ON FIRST READING THIS THE _____th DAY OF _____ 2019.

PASSED AND APPROVED ON SECOND READING THIS THE __th DAY OF _____ 2019.

_____
Patrick McNulty, Mayor

ATTEST:

_____
Susan Manning, City Secretary

Item No. 11

CITY OF SOUTH PADRE ISLAND
CITY COUNCIL MEETING
AGENDA REQUEST FORM

MEETING DATE: August 21, 2019

NAME & TITLE: Kerry Schwartz, Council Member

DEPARTMENT: City Council

ITEM

Discussion and action to proceed with Request for Qualifications (RFQ) for Design Services for the skate park portion of John L. Tompkins Park Phase II.

ITEM BACKGROUND

The Texas Parks and Wildlife Commission has awarded the City of South Padre Island a Non-Urban Outdoor Recreational grant for Phase II of the John L. Tompkins Park. Phase II will include a skate park, a walking trail with exercise stations, benches, solar lighting, shade structures, bocce ball, additional play equipment and a soccer field. In 2015, the city developed two acres of public land with a TPWC grant of $400,000. Phase I included the parking lot, restrooms, basketball court and playground equipment. The Public Works Director, Alex Sanchez will be designing the majority of the park, however we are seeking qualified professional skate park designers to design the skate park portion of the project. The South Padre Island Skate Committee in coordination with the Parks and Keep SPI Beautiful Committee and City Staff have developed selection criteria and design scope to be included in the Request for Qualifications.

BUDGET/FINANCIAL SUMMARY

The TPWC Grant is a reimbursable grant, and therefore the expenditure for the design services will need to be paid by the City first. The City has a designated fund for the skate park of $138,970. The cost of the design services will not be known until we have selected the most highly qualified professional and begin contract negotiations.

COMPREHENSIVE PLAN GOAL

Goal 3.J – Development should preserve and enhance the physical environment and natural features of the Island. Nature reserve areas, greenbelts, and open areas should be set aside for preservation and recreation and to be used as buffering areas.
Action 3.14 – Accumulate land throughout the Town to facilitate the building of additional public tourist attractions such as: parks.

Goal 5.S. – Design unique parks to meet the needs and desires of residents.
Goal 5.T. – Provide adequate park land concurrent with new development.
Action 5.53 – Continue to maintain and upgrade existing parks.
Goal 6.A. – Continue to coordinate fiscally responsible and well-managed growth with the provision of adequate public facilities and services.
Goal 7.B. Encourage more permanent residents and businesses.
Goal 7.E. Support an environment that is friendly to residents and businesses.

LEGAL REVIEW

Sent to Legal:	YES: _____	NO: ____X____
Approved by Legal:	YES: _____	NO: _____

RECOMMENDATIONS/COMMENTS

Staff recommends approving the issuance of the Request for Qualifications to move forward with the project.

Item No. 12

CITY OF SOUTH PADRE ISLAND
CITY COUNCIL MEETING
AGENDA REQUEST FORM

MEETING DATE: August 21, 2019

NAME & TITLE: Randy Smith, City Manager
Joe Ricco, Council Member

DEPARTMENT: City Manager's Office/City Council

ITEM

Discussion and action regarding the approval of Resolution 2019-36, permitting the encroachment on W. Swordfish, W. Red Snapper, and W. Dolphin Streets by La Solana Condominiums, but otherwise retaining all rights and authority over its right of way authorized by law.

ITEM BACKGROUND

La Solana Condominium Owners Association, Inc. owns and operates residential condominiums located at 107 West Red Snapper Street and has established parking areas for its residents which encroach into the public right-of-way. If approved, the City would grant permission for La Solana to encroach up the area upon its public right-of-way at the same time retaining all rights, privileges and authority previously established.

BUDGET/FINANCIAL SUMMARY

None anticipated.

COMPREHENSIVE PLAN GOAL

LEGAL REVIEW

Sent to Legal: YES: _____ NO: _____
Approved by Legal: YES: _____ NO: _____

RECOMMENDATIONS/COMMENTS

12-1

RESOLUTION NO. 2019-36

RESOLUTION OF THE CITY COUNCIL OF THE CITY OF SOUTH PADRE ISLAND, TEXAS, PERMITTING THE ENCROACHMENT ON W. SWORDFISH STREET, W. RED SNAPPER STREET, AND W. DOLPHIN STREET BY LA SOLANA CONDOMINIUM OWNERS ASSOCIATION, INC., BUT OTHERWISE RETAINING ALL RIGHTS AND AUTHORITY OVER ITS RIGHT OF WAY AUTHORIZED BY LAW.

WHEREAS, La Solana Condominium, Owners Association, Inc. ("La Solana") owns and operates residential condominiums within the City of South Padre Island ("City") located at 107 W. Red Snapper Street; and,

WHEREAS, La Solana has established parking areas for its residents which encroach into the public right-of-ways of W. Swordfish, W. Red Snapper, and W. Dolphin, adjacent to La Solana property; and,

WHEREAS, the City acknowledges the use of the encroachment into the right-of-way by La Solana while also retaining its right to hold the public right-of-way for the public trust; and,

WHEREAS, the City, considering its regulatory interest in maintaining an appropriate proportionality between condominium units and parking spaces in the affected area;

NOW, THEREFORE BE IT RESOLVED by the City Council of the City of South Padre Island, Texas:

Section 1. That the City acknowledges and grants permission for La Solana to encroach upon the area upon its public right-of-way on W. Swordfish, W. Red Snapper, and W. Dolphin as depicted on the survey attached here as Exhibit "A," and hereby validates said permission or license to allow the encroachment specified herein, whether in the form of a revocable license other such record or documentation; provided, however,

Section 2. That the City by this license nonetheless retains all of its rights, privileges, and authority in the previously dedicated right-of-way in trust for the public benefit, in accordance with well-established public policy, and in accordance with its right to put the right-of-way to its original dedicated purpose when public convenience or necessity dictates, and to conform to future traffic and other plans and needs, as recognized by the Texas Supreme Court in *State v. NICO–WF1, L.L.C.*, 384 S.W.3d 818, 821, 823 (Tex. 2012).

12-2

PASSED, APPROVED AND ADOPTED on this the 21st day of August 2019.

CITY OF SOUTH PADRE ISLAND, TEXAS

_____

Patrick McNulty, Mayor

ATTEST:

_____

Susan M. Manning, City Secretary

12-3

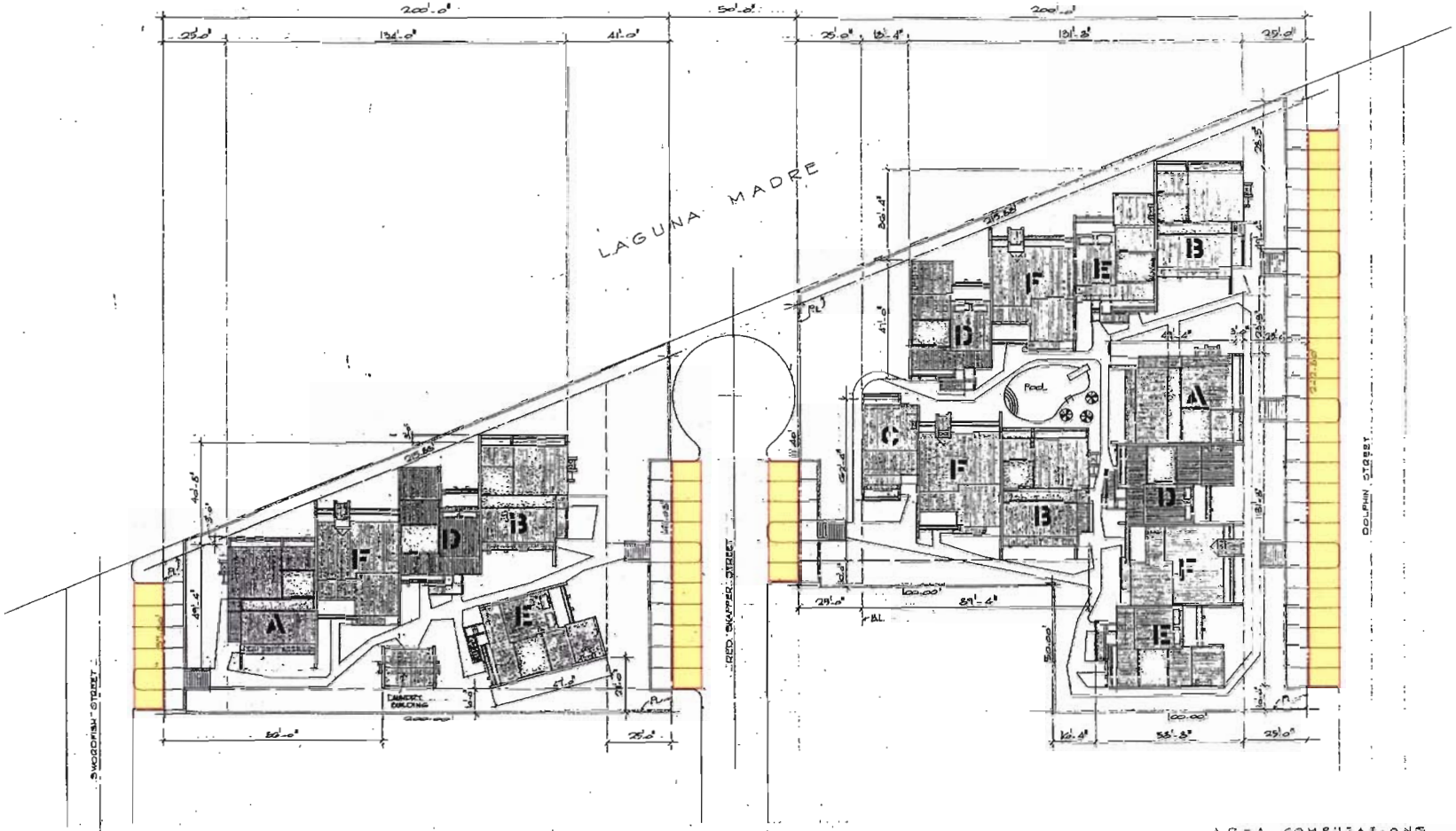

SITE PLAN

SCALE 1"=20'-0"

NORTH

LOTS 1, 2 AND 9, BLOCK 58, SECTION II
PADRE BEACH, AS RECORDED IN VOL. 14,
PAGE 32 MAP RECORDS, CAMERON COUNTY, TEXAS

LOTS 1, 2, 3, 4, 10 AND 11, BLOCK 59,
PADRE BEACH SECTION II, AS RECORDED IN
VOL. 14, PAGE 32 MAP RECORDS,
CAMERON COUNTY, TEXAS.

AREA COMPUTATIONS

UNIT TYPE		PORCH	BALCONY	LIVING AREA	TOTAL LIVING AREA	NUMBER OF UNITS	TOTAL LIVING AREA X NUMBER OF UNITS
A	FLAT	24	—	1259	2713	2	5426
	STUDIO	25	112	1454			
B	FLAT	24		1257	2713	3	8139
	STUDIO	25	112	1454			
C		80	136	1539	1539	1	1539
D	FLAT	49	—	1232	2522	3	7566
	STUDIO	—	105	1290			
E	FLAT	49	—	1232	2522	3	7566
	STUDIO	—	166	1290			
F	FLAT	60	—	1245	2573	4	10292
	STUDIO	—	350	1328			

TOTAL LIVING. 40928
UTILITY 263
GRAND TOTAL: 40791

HAROLD H. CLOTHIER JR. & ASSOC. INC. designers houston, tex.

1

2

h-21

Item No. 13

CITY OF SOUTH PADRE ISLAND
CITY COUNCIL MEETING
AGENDA REQUEST FORM

MEETING DATE: August 21, 2019

NAME & TITLE: Joe Ricco/Kerry Schwartz, Council Members

DEPARTMENT: City Council

ITEM

Discussion and action to approve first reading of Ordinance No. 19-11 amending the City of South Padre Island Code of Ordinances by repealing current Section 18-30(D)(8) and replacing it with Section 18-30(D)(8)(I)-(IV) as it deals with sound-emitting devices on commercial rental/leased golf carts.

ITEM BACKGROUND

At the July 17, 2019 meeting, City Council voted to amend the Chapter 18 to prohibit sound devices that emit noise on all commercial golf carts which would include, but not limited to, stereo systems, blue tooth, boom boxes, and speakers. This does not include noise emitted from the vehicle's horn or golf carts that are permitted for personal use by private citizens.

BUDGET/FINANCIAL SUMMARY

COMPREHENSIVE PLAN GOAL

LEGAL REVIEW

Sent to Legal:	YES: _____	NO: X
Approved by Legal:	YES: _____	NO: X

RECOMMENDATIONS/COMMENTS

Approve first reading of Ordinance No. 19-11.

Ordinance No. 19-11

AN ORDINANCE OF THE CITY OF SOUTH PADRE ISLAND, TEXAS AMENDING THE CITY OF SOUTH PADRE ISLAND CODE OF ORDINANCES BY REPEALING CURRENT SECTION 18-30(D)(8) AND REPLACING IT WITH SECTION 18-30(D)(8)(I)-(IV) AS IT DEALS WITH SOUND-EMITTING DEVICES AND AS PROVIDED HEREIN; PROVIDING A PENALTY NOT TO EXCEED FIVE HUNDRED DOLLARS ($500) FOR EACH VIOLATION; PROVIDING FOR THE EFFECTIVE DATE OF THE ORDINANCE; AND PROVIDING FOR PUBLICATION.

WHEREAS, the use of motorized carts, commonly referred to as golf carts, is permitted for the enjoyment of residents and visitors in the city limits of South Padre Island; and

WHEREAS, the City Council finds that new regulations regarding sound-emitting devices are necessary to better safeguard the safety and quality of life for South Padre Island citizens, as well as the safety of visitors to the City; and

WHEREAS, the City Council finds that the provisions of this ordinance promote the interests of the health, safety, and general welfare of South Padre Island citizens;

NOW, THEREFORE, BE IT ORDAINED BY THE CITY COUNCIL OF SOUTH PADRE ISLAND, TEXAS:

Section one. Chapter 18, Section 18-30(D)(8) of the City of South Padre Island Code of Ordinances is hereby repealed and replaced with the following language:

(8) Except as provided in section (8)(ii), no Motorized cart shall contain any sound-emitting devices which are not part of the customary motorized operation, arising out of the engine, of the cart.

i. No Motorized cart shall contain any sound device that emits noise, including but not limited to stereo systems, blue tooth capabilities, radios, boom boxes, amplifiers, or speakers. This includes stand-alone sound systems or systems which are accessible from private devices, such as blue tooth or direct USB or other wiring connections.

ii. Any sound device which emits noise as described above and currently installed on Motorized carts must be removed.

iii. This prohibition against sound-emitting devices does not include horns or other signaling devices required by law and when used as a danger warning arising out of the vehicle operation.

iv. This prohibition does not include sound devices which emit noise on personal golf carts owned by private citizens for personal use and not provided for commercial rental.

Section two. Penalty. Violation of this ordinance shall be a Class C misdemeanor and upon conviction for such violation, the defendant shall be subject to a fine not less than $1.00 and not more than $500.00.

Section three. Cumulative and Conflicts. This Ordinance shall be cumulative of all provisions of ordinances of the City of South Padre Island, Texas, except where the provisions of the Ordinance are in direct conflict with the provisions of such ordinances, in which event the conflicting provisions of such ordinances are hereby repealed. Any and all previous versions of this Ordinance to the extent that they are in conflict herewith are repealed.

Section four. Severability. It is hereby declared to be the intention of the City Council that the phrases, clauses, sentences, paragraphs, and sections of this Ordinance are severable, and if any phrase, clause, sentence, paragraph or section of this Ordinance shall be declared unconstitutional by the valid judgment or decree of any court of competent jurisdiction, such unconstitutionality shall not affect any of the remaining phrases, clauses, sentences, paragraphs and sections of this Ordinance, since the same would have been enacted by the City Council without the incorporation in this Ordinance of any such unconstitutional phrase, clause, sentence, paragraph or section.

Section five. Publication. The City Secretary is authorized and directed to publish a caption of this ordinance.

Section six. Effective Date. This Ordinance shall become effective immediately upon its passage, approval, and publication as provided by law.

PASSED AND APPROVED ON FIRST READING THIS THE 21st DAY OF AUGUST, 2019.

PASSED AND APPROVED ON SECOND READING THIS THE _____ DAY OF SEPTEMBER, 2019.

_____

Patrick McNulty, Mayor

ATTEST:

_____

Susan Manning, City Secretary

13.3

Item No. 14

CITY OF SOUTH PADRE ISLAND
CITY COUNCIL MEETING
AGENDA REQUEST FORM

MEETING DATE: August 21, 2019

NAME & TITLE: Randy Smith, City Manager

DEPARTMENT: City Manager's Office

ITEM

Discussion and action to approve the remodel of the Chamber of Commerce offices located at 610 Padre Boulevard.

ITEM BACKGROUND

City Council recently approved the transfer of the City's Visitor's Center to the new Multi-modal facility. While negotiations are underway with the Historic Museum of South Padre Island to lease the space that was occupied by the Visitors Center, the Chamber of Commerce has requested modifications be made to enable the Chamber to function separately.

BUDGET/FINANCIAL SUMMARY

COMPREHENSIVE PLAN GOAL

LEGAL REVIEW

Sent to Legal: YES: _____ NO: _____
Approved by Legal: YES: _____ NO: _____

RECOMMENDATIONS/COMMENTS

14-1

DOOR SCHEDULE

MARK	SIZE	MATERIAL	CORE	FRAME	REMARKS
A	1'-6" x 7'	SPRUCE ALUM			MATCH EXIST. ENTRY DOORS
B	3'-6" x 1 3/8	WOOD	S.C.	H.M.	MATCH EXIST. INTERIOR DOORS
C	PR. 3'-0" x 7'	WOOD	S.C.	H.M.	15 PANEL DOORS
D	3'-0" x 6'-8" x 1 3/8	H.M.		H.M.	

NOTE: ALL INT. HM. DR. TO BE WITHOUT 1" EXPOSED DOOR 1/2" ACTU. HEIGHT. NO COVE MOL.
DOORS NO. #103 & #107 W/ PUSH/PULL PLATES (MAT.-SES.)
CLOSE. RM. #106 W/ GRAND PRIZE LEVER & PULL
ALL EXISTING INT. DOORS TO BE REFINISHED

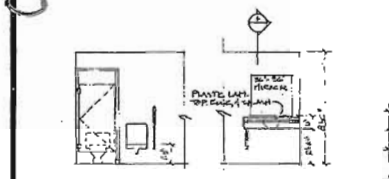

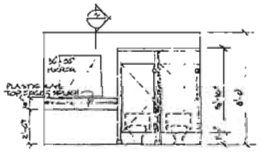

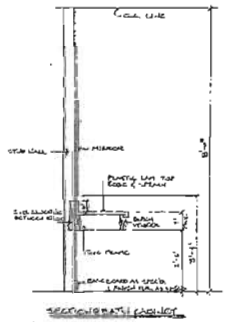

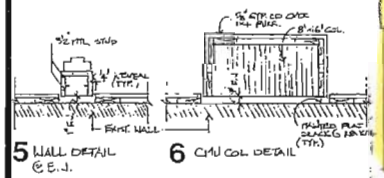

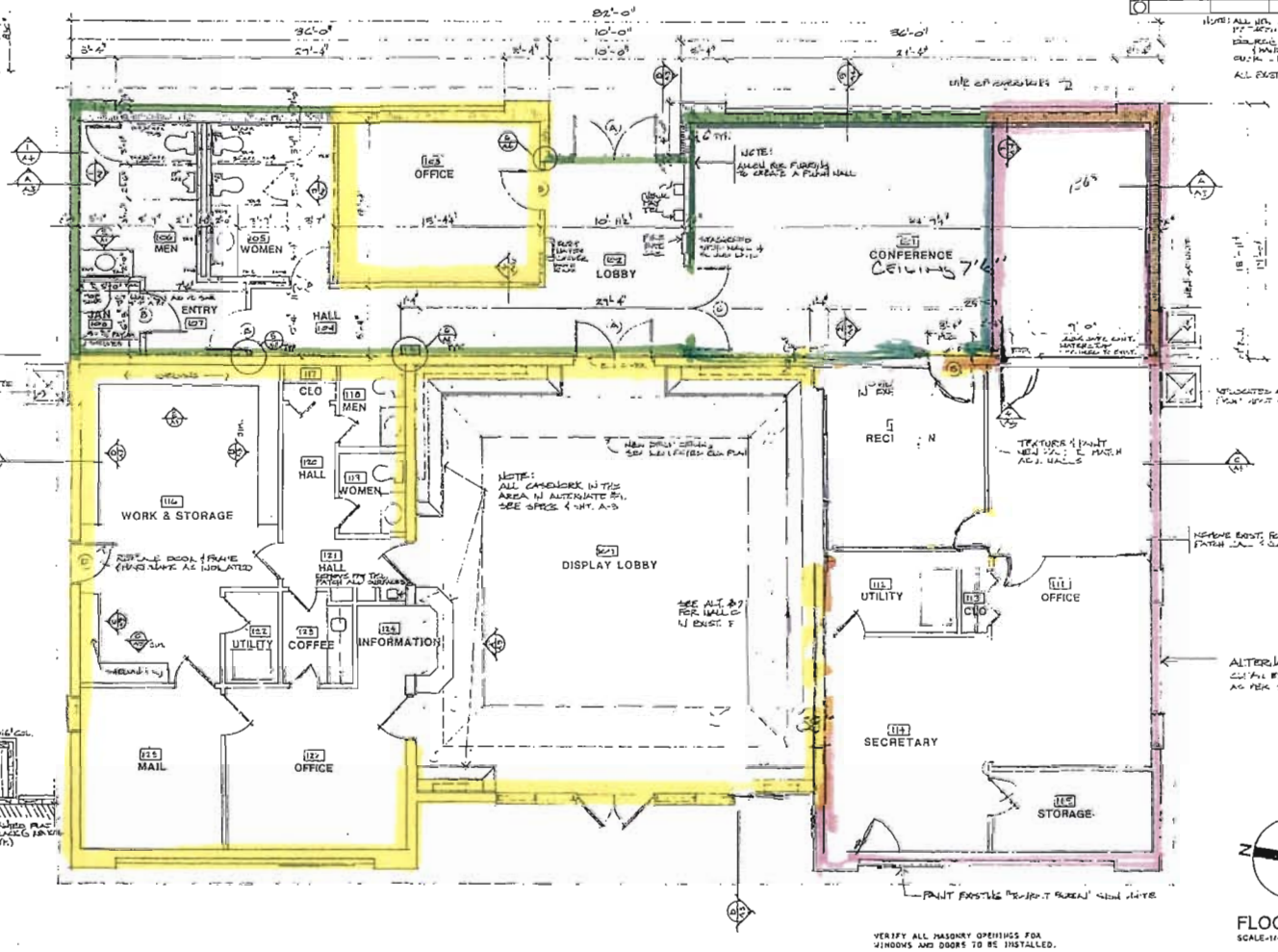

VERIFY ALL MASONRY OPENINGS FOR WINDOWS AND DOORS TO BE INSTALLED.

VERIFY ALL CABINET OPENINGS BEFORE INSTALLATION.

MUSEUM

CHAMBER

COMMON

PICKLEBALL

FLOOR PLAN
SCALE: 1/4"=1'-0"

831

COPYRIGHT © 1982 LABUNSKI ASSOCIATES

labunski associates architects

PROJECT NO. 82040
TOURIST BUREAU
OFFICE EXPANSION
SOUTH PADRE ISLAND, TEXAS

DWN. LABUNSKI
CKD.:
REV.:
1 1-52
2 4-82
11-9-82

SHEET NO. A1 OF 15

DATE: 7/1/82

116 WEST VAN BUREN HARLINGEN, TEXAS 78550 (512) 428 - 4334

2-14

Item No. 15

CITY OF SOUTH PADRE ISLAND
CITY COUNCIL MEETING
AGENDA REQUEST FORM

MEETING DATE: August 21, 2019

NAME & TITLE: Randy Smith, City Manager

DEPARTMENT: City Manager's Office

ITEM

Discussion and action to authorize the City Manager to negotiate a lease agreement with the Historic Museum of South Padre Island for space recently vacated by the Visitors Center at 610 Padre Boulevard, which could include limited construction buildout and/or tenant finish out allowance.

ITEM BACKGROUND

City Council recently approved the transfer of the City's Visitor's Center to the new Multi-modal facility. The Historic Museum of South Padre Island has expressed an interest to lease the space that was occupied by the Visitors Center.

BUDGET/FINANCIAL SUMMARY

COMPREHENSIVE PLAN GOAL

LEGAL REVIEW

Sent to Legal: YES: _____ NO: _____
Approved by Legal: YES: _____ NO: _____

RECOMMENDATIONS/COMMENTS

15-1

Item No. 16

CITY OF SOUTH PADRE ISLAND
CITY COUNCIL MEETING
AGENDA REQUEST FORM
PUBLIC HEARING

MEETING DATE: August 21, 2019
PUBLIC HEARING:

ITEM

Conduct Public Hearing to discuss the ***proposed 2019/2020 Fiscal Year Budget for the City of South Padre Island.***

RECOMMENDATIONS/COMMENTS

1. The Mayor opens the Public Hearing by reading the caption from the City Council's agenda.
2. The Mayor asks if anyone is present to speak in favor of the ***proposed 2019/2020 Fiscal Budget for the City of South Padre Island.***
3. Once everyone in favor has spoken, the Mayor asks if anyone is present to speak in opposition to the ***proposed 2019/2020 Fiscal Year Budget for the City of South Padre Island.***
4. Once everyone in opposition has had an opportunity to speak, the Mayor will then close the Public Hearing.

The Public Hearing is for the purpose of receiving comments from the public. It is not necessary for the Council Members to respond to the public at this time. If a member of the public raises a question, the members of the City Council should make note of it to address during the next discussion and action item after the Public Hearing has been closed.

Item No. 17

CITY OF SOUTH PADRE ISLAND
CITY COUNCIL MEETING
AGENDA REQUEST FORM

MEETING DATE: August 21, 2019

NAME & TITLE: Rodrigo Gimenez, Chief Financial Officer

DEPARTMENT: Finance

ITEM

Discussion and action to approve first reading to adopt Ordinance 19-12 making appropriations for each department, project, program and accounts for the fiscal year beginning October 1, 2019 and ending September 30, 2020.

ITEM BACKGROUND

The City of South Padre Island Home Rule Charter establishes that the City should by ordinance provide for all appropriations and shall adopt the budget on or before the last day of the last month of the fiscal year currently ending.
The vote must be a "record vote" – e.g., the vote of each council member must be recorded by the City Secretary.

BUDGET/FINANCIAL SUMMARY

Adoption of 2019-20 budget.

COMPREHENSIVE PLAN GOAL

Chapter VII. Governance and Community Relations
Goal 1: The City shall maintain a "Home Rule" type of government and allow for a more stable environment for effective decision-making.
Objective 1.1: The City should have a great control over fiscal matters and public expenditures.

LEGAL REVIEW

Sent to Legal: YES: _____ NO: _____
Approved by Legal: YES: _____ NO: _____

RECOMMENDATIONS/COMMENTS

Staff recommends approval of ordinance adopting the 2019-20 budget.

ORDINANCE NO. 19-12

AN ORDINANCE OF THE CITY COUNCIL OF THE CITY OF SOUTH PADRE ISLAND, TEXAS; MAKING APPROPRIATIONS FOR EACH DEPARTMENT, PROJECT, PROGRAM AND ACCOUNTS FOR THE FISCAL YEAR BEGINNING OCTOBER 1, 2019 AND ENDING SEPTEMBER 30, 2020; PROVIDING FOR SEVERABILITY; AND PROVIDING FOR AN EFFECTIVE DATE.

WHEREAS, the City of South Padre Island Home Rule Charter provides that the City should by ordinance provide for all appropriations; and

WHEREAS, the City Council has determined that such an ordinance should be enacted to implement and adopt the Budget.

NOW, THEREFORE, BE IT ORDAINED BY THE CITY COUNCIL OF THE CITY OF SOUTH PADRE ISLAND, TEXAS:

Section 1. There is hereby appropriated from the funds indicated and for such purposes and other expenditures proposed in such budget, not to exceed for all such purposes for any department, the total amount of the estimated costs of the projects, operations, activities, purchases and other expenditures proposed for each department, fund, service or other organizational unit as follows, to wit:

GENERAL FUND:

Beginning Fund Balance	$	7,023,253
Operating Revenue		12,400,322
Total Resources		19,423,575
Expenditures		(12,351,366)
Ending Fund Balance	$	7,072,209

Total Regular Personnel: 120.2

HOTEL/MOTEL FUND:

Beginning Fund Balance	$	2,279,612
Operating Revenue		7,147,810
Total Resources		9,427,422
Expenditures		(7,131,915)
Ending Fund Balance	$	2,295,507

Total Regular Personnel: 15

19-2

VENUE PROJECT FUND:

Beginning Fund Balance	$	4,022,758
Operating Revenue		2,070,202
Total Resources		6,092,960
Expenditures		(507,438)
Ending Fund Balance	$	5,585,522

CONVENTION CENTRE FUND:

Beginning Fund Balance	$	3,312,126
Operating Revenue		1,495,000
Total Resources		4,807,126
Expenditures		(1,458,940)
Ending Fund Balance	$	3,348,186

Total Regular Personnel: 10

PARKS, RECREATION AND BEAUTIFICATION

Beginning Fund Balance	$	27,935
Operating Revenue		95,356
Total Resources		123,291
Expenditures		(95,356)
Ending Fund Balance	$	27,935

Total Regular Personnel: 1

MUNICIPAL COURT TECHNOLOGY FUND

Beginning Fund Balance	$	20,592
Operating Revenue		7,000
Total Resources		27,592
Expenditures		(14,845)
Ending Fund Balance	$	12,747

MUNICIPAL COURT SECURITY FUND

Beginning Fund Balance	$	54,255
Operating Revenue		5,000
Total Resources		59,255
Expenditures		(9,068)
Ending Fund Balance	$	50,187

TRANSPORTATION GRANT

Beginning Fund Balance	$	85,242
Operating Revenue		1,750,806
Total Resources		1,836,048
Expenditures		(1,750,806)
Ending Fund Balance	$	85,242

Total Regular Personnel: 19

STREET IMPROVEMENT FUND

Beginning Fund Balance	$	3,348
Operating Revenue		-
Total Resources		3,348
Expenditures		-
Ending Fund Balance	$	3,348

DEBT SERVICE:

Beginning Fund Balance	$	297,466
Operating Revenue		1,616,076
Total Resources		1,913,542
Expenditures		(1,736,076)
Ending Fund Balance	$	177,466

TIRZ

Beginning Fund Balance	$	165,768
Operating Revenue		97,949
Total Resources		263,717
Expenditures		(50,000)
Ending Fund Balance	$	213,717

EDC DEBT SERVICE

Beginning Fund Balance	$	383,555
Operating Revenue		394,450
Total Resources		778,005
Expenditures		(387,550)
Ending Fund Balance	$	390,455

VENUE DEBT SERVICE

Beginning Fund Balance	$	1,196
Operating Revenue		507,438
Total Resources		508,634
Expenditures		(507,438)
Ending Fund Balance	$	1,196

VENUE TAX CONSTRUCTION

Beginning Fund Balance	$	15,446,229
Operating Revenue		-
Total Resources		15,446,229
Expenditures		-
Ending Fund Balance	$	15,446,229

BEACH MAINTENANCE

Beginning Fund Balance	$	2,294,640
Operating Revenue		2,090,202
Total Resources		4,384,842
Expenditures		(2,086,514)
Ending Fund Balance	$	2,298,328

Total Regular Personnel: 10.8

BEACH ACCESS FUND

Beginning Fund Balance	$	78,840
Operating Revenue		-
Total Resources		78,840
Expenditures		-
Ending Fund Balance	$	78,840

BAY ACCESS

Beginning Fund Balance	$	41,390
Operating Revenue		-
Total Resources		41,390
Expenditures		-
Ending Fund Balance	$	41,390

CAPITAL REPLACEMENT PLAN		
Beginning Fund Balance	$	101,670
Operating Revenue		225,000
Total Resources		326,670
Expenditures		(22,187)
Ending Fund Balance	$	304,483

EDC		
Beginning Fund Balance	$	735,605
Operating Revenue		878,775
Total Resources		1,614,380
Expenditures		(878,755)
Ending Fund Balance	$	735,625
Total Regular Personnel: 1		

BEACH NOURISHMENT		
Beginning Fund Balance	$	2,615,322
Operating Revenue		517,551
Total Resources		3,132,873
Expenditures		(175,000)
Ending Fund Balance	$	2,957,873

BNC FACILITY MAINTENANCE		
Beginning Fund Balance	$	-
Operating Revenue		70,304
Total Resources		70,304
Expenditures		(65,965)
Ending Fund Balance	$	4,339

Section 2. This Ordinance repeals all portions of any prior ordinances or parts of ordinances of the Code of Ordinances in conflict herewith and shall not be codified.

Section 3. If for any reason any section, paragraph, subdivision, clause, phrase, word or provision of this Ordinance shall be held invalid or unconstitutional by final judgment of a court of competent jurisdiction, it shall not affect any other section, paragraph, subdivision, clause, phrase, word or provision of this Ordinance for it is the definite intent of this City Council that every section, paragraph, subdivision, clause, phrase, word or provision hereof be given full force and effect for its purpose.

Section 4. This Ordinance shall become effective immediately.

PASSED, APPROVED AND ADOPTED on First Reading, this 21st day of August 2019.

PASSED, APPROVED AND ADOPTED on Second Reading, this 4th day of September 2019.

ATTEST:

CITY OF SOUTH PADRE ISLAND, TEXAS

Susan Manning, City Secretary

Patrick McNulty, Mayor

2019 – 2020 BUDGET

To: Mayor and Council
Citizen of the City of South Padre Island

From: Randy Smith, City Manager
Rodrigo Gimenez, CFO

Re: Fiscal Year 2019/20 Budget

Date: September 4, 2019

PROPERTY TAX SUMMARY

This budget will raise more total property taxes than last year's budget by amount of $89,157, which is a 1.12% increase from last year's budget. The property tax revenue to be raised from new property added to the tax roll this year is $38,447.

The City property tax rates for the current fiscal year and upcoming fiscal year are as follows:

	Year ending 9/30/2019	Year ending 9/30/2020
	per $100 valuation	
Total property tax rate	0.315640	0.315640
Effective tax rate	0.311597	0.306677
Effective maintenance and operations tax rate	0.279848	0.276615
Rollback tax rate	0.334033	0.327693
Debt rate	0.065395	0.063616

The total amount of municipal debt obligations as of October 1, 2019, is $17,130,000, which includes principal only. Of this amount, $8,415,000 is pledged with property taxes.

Name	For	Against
Patrick McNulty		
Ken Medders, Jr.		
Kerry Schwartz		
Joe Ricco		
Alita Bagley		
Eva-Jean Dalton		

Budget passed on a _____ to _____ vote.

Attest by City Secretary:

_____

Signature

_____

Date

South Padre ISLAND

2019-2020 BUDGET

4601 Padre Boulevard • South Padre Island, Texas 78597 • 956.761.6456 • Fax 956.761.3892

Mayor, City Council, and Staff

Patrick McNulty, Mayor

Ken Medders, Jr., Mayor Pro-Tem, Place 1

Kerry Schwartz, City Council Member, Place 2

Joe Ricco, City Council Member, Place 3

Alita Bagley, City Council Member, Place 4

Eva-Jean Dalton, City Council Member, Place 5

Denton, Navarro, Rocha, Bernal, & Zech, City Attorney

Randy Smith
City Manager

Wendi Delgado & Rodrigo Gimenez
Interim Assistant City Managers

Claudine O 'Carroll **Interim Chief of Police**	**Ed Caum** **Convention and Visitors Bureau Director**	**Carlos Sanchez** **Public Works Director**
Wendi Delgado **Administrative Services Director**	**Aaron Hanley** **Development Services Director**	**Victor Baldovinos** **Environmental Health Services Director**
Susan Manning **City Secretary**	**Mark Shellard** **Information Technology Director**	**Rodrigo Gimenez** **Chief Financial Officer**
Jesse Arriaga **Transit Director**	**Doug Fowler** **Fire Chief**	**Kristina Boburka** **Shoreline Director**

4601 Padre Boulevard • South Padre Island, Texas 78597 • 956.761.6456 • Fax 956.761.3892

Budget Highlights

The Annual Budget outlines the programs and services provided by the City to the citizens of South Padre Island. As such, the budget is one of the most important decisions that the City Council makes every year as it determines projects to be funded, services to be provided to the citizens and visitors, and the related cost.

The City Manager, Budget Committee, and the Finance Department worked closely with various department directors to create the budget. This process included the establishment of detailed business plans and the performance of SWOT analysis to identify internal strengths and weaknesses as well as external opportunities and threats by each department.

During this current fiscal year, the City funded the second year of the replacement programs for computers and vehicles, as well as preventive maintenance for the City's buildings. These programs were developed through DMAIC processes, which is a data-driven improvement cycle used for improving, optimizing, and stabilizing processes. The DMAIC improvement cycle (Define, Measure, Analyze, Improve and Control) is the core tool to drive Six Sigma projects. Funding for the third year of these programs is included in the proposed FY 2019-20 budget.

Provided below are some highlights and major projects of the City included in the 2019-2020 Budget:

<u>Revenues</u>

- According to the 2019 approved certified appraised values provided by the Cameron County Appraisal District, property values increased by 3.33%. The 2019 proposed tax rate is $.315640/$100.

- Sales taxes are projected to increase by $117,935, or almost 4.7%, for next fiscal year resulting in a total budgetary amount of $2,612,466 in the General Fund.

- The City's Hotel Occupancy tax collections allocated to the Hotel Motel and Convention Centre Funds are expected to produce revenues in the amount of $8,280,810. Total Hotel Motel and Convention Centre revenue is anticipated to be $8,642,810.

- The Beach Nourishment Fund is funded with one-half percent of the local hotel motel tax collected by the City. This fund's projected revenue for the 2019-20 fiscal year is $517,551.

- State Occupancy Tax, which is allocated to the Beach Maintenance Fund, is projected to increase by $168,303 for next fiscal year, resulting in a total budgetary amount of $2,070,202.

- The Venue Project Fund established in Jan. 2017 to provide for the development of a venue project is projected to collect revenues in the amount of approximately $2,070,000 for FY 2019-20.

Expenditures

- The proposed budget includes a 1% cost of living adjustment (COLA) for City employees, except for the two executive positions (City Manager and Assistant City Manager). The additional cost to the General Fund is $64,000 of which $37,000 is allocated to public safety employees (Police and Fire). The allocation for the remaining eleven departments is $27,000.

- The health insurance cost for the proposed 2019-2020 budget includes a 6% increase, which represents approximately $45,000.

- A Chief Marshal position was created in the current fiscal year. This expense will be reclassified from the Police Department budget to the Municipal Court for fiscal year 2019-20.

- A part-time position has been created in the Fleet Maintenance division. The additional staff will provide support to the mechanics by mainly focusing on regular maintenance of vehicles such as oil changes, tire replacement, fluid checks, and other minor maintenance. The total additional cost associated with this position is approximately $12,000 and the cost will be split between the General Fund and the Beach Maintenance Fund.

- The Information Technology (IT) Department has budgeted the following:
    - $20,000 related to the computer replacement program
    - $1,000 for monitors for the Police Department's dispatch
    - $3,180 to purchase three tablets for the Environmental Health Services (EHS) Department

- The Municipal Court allocated an additional $10,000 to the warrant collection service expenditure line item. The objective is to increase funds available to enlist more services from MSB, a collection agency who assists the Municipal Court with collections and thus also facilitate the closing of cases.

- The Police Department proposed an increase of $8,000 compared to prior year budget. The increase is directly related to the purchase of eight Tasers X26P.

- The Fire Department's operating expense budget (excluding payroll) is approximately $290,000. The significant decrease of $374,106 is primarily associated with the machinery and equipment line item. In fiscal year 2018-19, the department's budget included funds for the purchase of five Physio Control LifePak-15 Monitor Defibrillators with accessories and five Lucas devices for a total of $338,000.

- The Environmental Health Services' budget includes an increase of $10,000 to purchase additional chemicals for mosquito spraying.

- The purchases of an F150 for the Environmental Health Services Department for $35,000, a Tahoe for the Police Department for $40,000, and a used truck for the Public Works Department for $5,000 is included in the Fleet Management division's budget.

- Significant budget decreases were noted for capital equipment and vehicle lease of payments. The decrease is attributed to the fact that in this current year one-time major purchases were budgeted. This includes an ambulance for $130,717 and a vehicle for the Police Department in the amount of $50,000.

- A decrease of approximately $15,000 has been budgeted within General Services to cover costs related to City's shared resources such as electricity, water/sewer, insurance, auditing and legal services. The net decrease can be mainly be attributed to costs related to water, sewer, and garbage.

- The maintenance and improvement costs associated with park developments are included in the Parks, Recreation, and Beautification Fund. The Parks Department has budgeted $11,750 for park maintenance. In addition, $10,925 is budgeted for community events. Sources of revenue for the Parks, Recreation and Beautification Fund include a transfer from the General Fund in the amount of $91,856, Community Center rental fees of $500, and special event permits of $3,000.

- The Transportation Fund revenues consist of state and federal funds in the amount of approximately $1.5 million, along with local funds from Port Isabel EDC for $50,000 and a $112,000 contribution from the General Fund. Additionally, $52,000 has been budgeted for revenue associated with office rental at the Multimodal.

  The City's General Fund receives an indirect cost allocation from the Transit Department in the amount of $87,000 to help finance administrative costs. In addition, approximately $180,000 has been budgeted for the purchase of two new buses

- Debt Service payments are budgeted for an amount of $2,240,513 for fiscal year 2019-20, which include the payment for the Venue Hotel Occupancy Tax Revenue Bonds.

Debt Service Payments 2019-20	Principal	Interest	Total
Fire Station	$190,000	$104,425	$294,425
Municipal Complex	310,000	47,800	357,800
Gulf Blvd.	430,000	42,850	472,850
Padre Blvd.	550,000	58,000	608,000
Venue Project	190,000	317,438	507,438
Total	**$1,670,000**	**$570,513**	**$2,240,513**

- The Tax Incremental Reinvestment Zone (TIRZ) 2019-20 fiscal year Cameron County contribution is estimated to be $45,217 and the City's payment is estimated to be $52,732.

- For the 2019-20 fiscal year, the proposed budget for the Beach Maintenance Fund includes $70,000 for legislative advocacy, $195,718 for the rental of portable toilets, as well as an additional $45,300 for rent expense for the use of offices located at the new multimodal building.
    - The proposed budget for Fire/Beach Patrol includes $7,100 for the purchase of rescue boards and $3,000 to purchase three tablets.
    - Code enforcement and administration of anti-litter beach programs are allocated to the Environmental Health Services division. The proposed budget for this program is approximately $94,000.
    - Additionally, major capital outlay purchases are proposed and include $35,000 for the purchase of one F150 truck and $65,000 for a beach tech rake.

- In accordance with the facilities maintenance plan approved by City Council, the City is budgeting $22,187 for facilities maintenance cost. These funds are allocated to the following repairs for City Hall:
    - Replacement of chilled water pump #1: $4,682
    - Replacement of chilled water pump #2: $4,682
    - Replacement of condenser pump #1: $4,682
    - Replacement of condenser pump #2: $4,682
    - Paint, seal, and polish concrete, lobby, and corridors: $3,459

- Shoreline has budgeted $175,000 in the Beach Nourishment Fund for costs related to professional services, specifically coastal engineering services. Of the $175,000, $50,000 is allocated for services provided by Partrac and $75,000 for services provided by USGS related to the particle tracing study. The remaining

$50,000 are funds set aside for HDR to perform surveys. Typically the City pays for these annual surveys every other year, alternating with the General Land Office (GLO). Next year is the City's year to fund this.

- The Events Marketing budget includes $695,987 for sponsorships. The City also allocated local occupancy tax revenue for ecological tourism in the amount of $50,000. Known and/or recurring events that have been included in the budget are the choreographed fireworks display shows for three summer holidays, which have been budgeted for $80,000, the same as prior years.

- The proposed marketing budget for next fiscal year is approximately $3.7 million. The majority of this allocation is for media placement which accounts for 71% of the marketing budget or $2,653,650.

- The current draft of Convention Centre Fund budget includes a total allocation of $922,190 (excluding payroll). There is an overall decrease of approximately $177,000 mainly associated with a reduction in utility cost (electricity) for $25,000 as well as capital outlay for $143,000 due to the purchase of a new stage during the current fiscal year.

  Additionally, the proposed budget includes $63,000 for facility preventative maintenance as well as $48,000 for vehicle purchases:

Facility Preventative Maintenance

Sealing and Striping Parking Lots	$35,000
Electrical Boxes	$28,000
Total	**$63,000**

Vehicles

F250 Truck	$38,000
Two Buses	$10,000
Total	**$48,000**

- The following projects were approved by the CVA Board but were not included in the budget as there are not enough operating revenues to fund them and keep a balanced budget:

  1- Spring Break 2020 Roadshow and Collegiate Incremental - $50,000
  2 Airlines 2020 Incremental - $100,000
  3 – Mexico 2020 Incremental - $80,000
  4 - South Padre Island Reef - $50,000

  However, these could be funded if excess reserves for FY 2019-20 are available. Staff will proceed to request a budget amendment to purchase these items during FY 2019-20 if excess reserves are available.

General Fund

General Fund	Fund 01	
Revenue Summary	**FY 2019-20 Budget**	
Property Taxes	$	6,464,469
Non-Property Taxes		4,000,050
Fees And Services		1,012,103
Intergovernmental		167,600
Fines And Forfeitures		427,200
Licenses And Permits		183,600
Miscellaneous		145,300
Other Financing Sources		-
Total Revenue	**$**	**12,400,322**
Expenditure Summary		
City Council	$	20,000
City Manager's Office		656,553
Finance		461,928
Planning		187,233
Technology		564,380
Human Resources		300,774
Municipal Court		311,148
Police		3,140,692
Fire		2,518,718
Environmental Health Services		479,476
Fleet Management		601,754
Facilities & Grounds Maint.		169,253
Inspections		206,377
Public Works		1,240,781
Emergency Management		16,370
General Services		970,573
Special Projects		505,356
Total Expenditures	**$**	**12,351,366**
Revenues Over(Under) Expenditures	**$**	**48,956**

Hotel/Motel Tax Fund

Hotel/Motel Tax Fund	Fund 02	
Revenue Summary	**FY 2019-20 Budget**	
Non-Property Taxes	$	7,080,810
Fees And Services		7,000
Miscellaneous		60,000
Total Revenue	**$**	**7,147,810**
Expenditure Summary		
Visitor's Bureau	$	239,432
Sales & Administration		2,193,531
Events Marketing		935,983
Marketing		3,762,969
Total Expenditures	**$**	**7,131,915**
Revenues Over(Under) Expenditures	**$**	**15,895**

Venue Project Fund

Venue Project Fund	Fund 03	
Revenue Summary	**FY 2019-20 Budget**	
Non-Property Taxes	$	2,070,202
Total Revenue	**$**	**2,070,202**
Expenditure Summary		
Special Projects	$	507,438
Total Expenditures	**$**	**507,438**
Revenues Over(Under) Expenditures	**$**	**1,562,764**

Convention Centre Fund

Convention Centre Fund	Fund 06	
Revenue Summary	**FY 2019-20 Budget**	
Convention Centre Revenue	$	270,000
Non-Property Taxes		1,200,000
Miscellaneous		25,000
Total Revenue	**$**	**1,495,000**
Expenditure Summary		
Convention Centre	$	1,458,940
Total Expenditures	**$**	**1,458,940**
Revenues Over(Under) Expenditures	**$**	**36,060**

Parks, Recreation & Beautification Fund

Parks, Rec. & Beautification	Fund 09	
Revenue Summary	**FY 2019-20 Budget**	
Fees And Services	$	500
Licenses And Permits		3,000
Other Financing Sources		91,856
Total Revenue	**$**	**95,356**
Expenditure Summary		
Special Projects	$	95,356
Total Expenditures	**$**	**95,356**
Revenues Over(Under) Expenditures	**$**	**-**

Municipal Court Technology Fund

Mun. Court Technology	Fund 21	
Revenue Summary	**FY 2019-20 Budget**	
Fines And Forfeitures	$	7,000
Total Revenue	**$**	**7,000**
Expenditure Summary		
Municipal Court	$	14,845
Total Expenditures	**$**	**14,845**
Revenues Over(Under) Expenditures	**$**	**(7,845)**

Municipal Court Security Fund

Mun. Court Security Fund	Fund 22	
Revenue Summary	**FY 2019-20 Budget**	
Fines And Forfeitures	$	5,000
Total Revenue	**$**	**5,000**
Expenditure Summary		
Police	$	9,068
Total Expenditures	**$**	**9,068**
Revenues Over(Under) Expenditures	**$**	**(4,068)**

Transportation Fund

Transportation	Fund 30	
Revenue Summary	**FY 2019-20 Budget**	
Intergovernmental	$	1,536,696
Miscellaneous		50,000
Other Financing Sources		164,110
Total Revenue	**$**	**1,750,806**
Expenditure Summary		
SPI Metro	$	1,750,806
Metro Connect		-
Total Expenditures	**$**	**1,750,806**
Revenues Over(Under) Expenditures	**$**	**-**

General Debt Service Fund

General Debt Service	Fund 50	
Revenue Summary	**FY 2019-20 Budget**	
Property Taxes	$	1,566,076
Miscellaneous		-
Other Financing Sources		50,000
Total Revenue	**$**	**1,616,076**
Expenditure Summary		
Debt Service Payments	$	1,736,076
Total Expenditures	**$**	**1,736,076**
Revenues Over(Under) Expenditures	**$**	**(120,000)**

Tax Increment Reinvestment Zone

Tax Increment Reinvestment Zone	Fund 51	
Revenue Summary	**FY 2019-20 Budget**	
Property Taxes	$	52,732
Intergovernmental		45,217
Total Revenue	**$**	**97,949**
Expenditure Summary		
Capital Projects	$	50,000
Total Expenditures	**$**	**50,000**
Revenues Over(Under) Expenditures	**$**	**47,949**

EDC Debt Service Fund

EDC Debt Service	Fund 52	
Revenue Summary	**FY 2019-20 Budget**	
Other Financing Sources	$	394,450
Total Revenue	**$**	**394,450**
Expenditure Summary		
Debt Service Payments	$	387,550
Total Expenditures	**$**	**387,550**
Revenues Over(Under) Expenditures	**$**	**6,900**

Venue Debt Service Fund

Venue Debt Service		Fund 53
Revenue Summary		**FY 2019-20 Budget**
Other Financing Sources	$	507,438
Total Revenue	**$**	**507,438**
Expenditure Summary		
Debt Service Payments	$	507,438
Total Expenditures	**$**	**507,438**
Revenues Over(Under) Expenditures	**$**	**-**

Beach Maintenance Fund

Beach Maintenance Fund		Fund 60
Revenue Summary		**FY 2019-20 Budget**
Non-Property Taxes	$	2,070,202
Intergovernmental		-
Miscellaneous		20,000
Total Revenue	**$**	**2,090,202**
Expenditure Summary		
City Council	$	7,000
City Manager's Office		4,000
Police		82,960
Fire		401,028
Environmental Health Services		94,340
Beach Maintenance		1,497,186
Total Expenditures	**$**	**2,086,514**
Revenues Over(Under) Expenditures	**$**	**3,688**

Capital Replacement Fund

Capital Replacement Fund	Fund 65	
Revenue Summary	**FY 2019-20 Budget**	
Other Financing Sources	$	225,000
Total Revenue	**$**	**225,000**
Expenditure Summary		
Special Projects	$	22,187
Total Expenditures	**$**	**22,187**
Revenues Over(Under) Expenditures	**$**	**202,813**

Economic Development Corp

Economic Development Corp	Fund 80	
Revenue Summary	**FY 2019-20 Budget**	
Non-Property Taxes	$	850,000
Miscellaneous		28,775
Total Revenue	**$**	**878,775**
Expenditure Summary		
EDC	$	828,755
Birding & Nature Center		50,000
Total Expenditures	**$**	**878,755**
Revenues Over(Under) Expenditures	**$**	**20**

Beach Nourishment Fund

Beach Nourishment	Fund 81	
Revenue Summary	**FY 2019-20 Budget**	
Non-Property Taxes	$	517,551
Total Revenue	**$**	**517,551**
Expenditure Summary		
Beach Nourishment	$	175,000
Total Expenditures	**$**	**175,000**
Revenues Over(Under) Expenditures	**$**	**342,551**

BNC Facility Maintenance

BNC Facility Maintenance	Fund 82	
Revenue Summary	**FY 2019-20 Budget**	
Other Financing Sources	$	70,304
Total Revenue	**$**	**70,304**
Expenditure Summary		
Birding & Nature Center Facility Maint.	$	65,965
Total Expenditures	**$**	**65,965**
Revenues Over(Under) Expenditures	**$**	**4,339**

PROPOSED BUDGET WORKSHEET

AS OF: JUNE 30TH, 2019

01 -GENERAL FUND

FINANCIAL SUMMARY	TWO YEARS PRIOR ACTUAL	ONE YEAR PRIOR ACTUAL	CURRENT YEAR ACTUAL BUDGET	CURRENT YEAR Y-T-D ACTUAL	PROPOSED BUDGET	INCREASE (DECREASE)
REVENUE SUMMARY						
PROPERTY TAXES	5,859,886.43	6,169,298.14	6,395,453.00	6,105,532.93	6,464,469.00	69,016.00
NON-PROPERTY TAXES	3,880,891.05	3,992,963.67	3,873,873.00	2,368,174.39	4,000,050.00	126,177.00
FEES AND SERVICES	797,010.44	1,321,156.34	1,311,547.00	1,052,338.29	1,012,103.00	(299,444.00)
INTERGOVERNMENTAL	238,849.00	286,071.90	592,322.71	527,692.44	167,600.00	(424,722.71)
FINES AND FORFEITURES	567,222.96	453,932.61	520,500.00	222,784.87	427,200.00	(93,300.00)
LICENSES AND PERMITS	447,276.68	232,419.65	186,700.00	187,221.76	183,600.00	(3,100.00)
MISCELLANEOUS	136,311.21	217,922.07	111,252.00	202,998.35	145,300.00	34,048.00
OTHER FINANCING SOURCES	100,000.00	349,153.67	26,470.00	38,489.79	0.00	(26,470.00)
*** TOTAL REVENUES ***	12,027,447.77	13,022,918.05	13,018,117.71	10,705,232.82	12,400,322.00	(617,795.71)
EXPENDITURE SUMMARY						
CITY COUNCIL	9,655.75	10,238.86	20,000.00	3,430.34	20,000.00	0.00
CITY MANAGER'S OFFICE	550,013.67	622,282.03	641,714.00	456,015.51	656,553.00	14,839.00
FINANCE	345,901.31	423,636.85	448,225.00	299,565.70	461,928.00	13,703.00
PLANNING	219,435.39	157,219.18	182,634.00	112,899.57	187,233.00	4,599.00
TECHNOLOGY	489,464.68	552,857.56	612,797.55	405,130.70	564,380.00	(48,417.55)
HUMAN RESOURCES	232,758.58	267,665.02	338,499.00	205,257.42	300,774.00	(37,725.00)
MUNICIPAL COURT	183,954.25	178,583.44	228,268.00	152,732.77	311,148.00	82,880.00
POLICE	2,644,764.75	3,081,385.94	3,410,774.00	2,432,110.49	3,140,692.00	(270,082.00)
FIRE	2,216,166.92	2,389,630.43	2,930,224.00	2,178,898.85	2,518,718.00	(411,506.00)
HEALTH/CODE ENFORCEMENT	433,303.81	426,390.72	462,029.00	321,720.86	479,476.00	17,447.00
FLEET MANAGEMENT	780,691.60	1,442,407.71	837,994.00	644,221.28	601,754.00	(236,240.00)
FACILITIES & GROUNDS MTN	190,364.88	143,449.28	169,073.00	116,284.69	169,253.00	180.00
INSPECTIONS	193,495.79	191,851.57	204,395.00	140,129.08	206,377.00	1,982.00
PUBLIC WORKS	1,065,660.99	1,197,265.48	1,346,988.00	887,813.69	1,240,781.00	(106,207.00)
EMERGENCY MANAGEMENT	10,326.67	14,335.37	16,370.00	6,257.69	16,370.00	0.00
GENERAL SERVICE	920,414.84	846,414.08	985,800.00	670,814.45	970,573.00	(15,227.00)
SPECIAL PROJECTS	1,000,318.60	746,773.00	763,563.71	649,548.47	505,356.00	(258,207.71)
*** TOTAL EXPENDITURES ***	11,486,692.48	12,692,386.52	13,599,348.26	9,682,831.56	12,351,366.00	(1,247,982.26)
** REVENUES OVER(UNDER) EXPENDITURES **	540,755.29	330,531.53	(581,230.55)	1,022,401.26	48,956.00	630,186.55

01 -GENERAL FUND

REVENUES		TWO YEARS PRIOR ACTUAL	ONE YEAR PRIOR ACTUAL	CURRENT YEAR ACTUAL BUDGET	CURRENT YEAR Y-T-D ACTUAL	PROPOSED BUDGET	INCREASE (DECREASE)
PROPERTY TAXES							
42001	CURRENT PROPERTY TAXES	5,669,371.59	5,986,542.75	6,205,453.00	5,946,263.73	6,274,469.00	69,016.00
42002	DELINQUENT PROPERTY TAXES	95,816.68	86,981.60	95,000.00	83,087.26	97,000.00	2,000.00
42003	PENALTY AND INTEREST	94,698.16	95,773.79	95,000.00	76,181.94	93,000.00	(2,000.00)
42013	REFUND OVERPAID TAXES	0.00	0.00	0.00	0.00	0.00	0.00
** REVENUE CATEGORY TOTAL **		5,859,886.43	6,169,298.14	6,395,453.00	6,105,532.93	6,464,469.00	69,016.00
NON-PROPERTY TAXES							
43004	SALES TAXES	2,440,128.57	2,556,852.61	2,494,531.00	1,409,046.06	2,612,466.00	117,935.00
43005	MIX BEVERAGE TAXES	335,422.10	339,169.50	337,522.00	242,649.55	354,651.00	17,129.00
43010	HOTEL/MOTEL TAX FROM FND 60	222,870.79	211,929.35	160,000.00	81,537.63	190,000.00	30,000.00
43020	ELECTRIC FRANCHISE FEE	446,806.37	440,782.03	444,813.00	286,177.36	423,290.00	(21,523.00)
43021	TELEPHONE FRANCHISE FEE	67,802.44	66,342.00	67,014.00	49,247.60	34,342.00	(32,672.00)
43022	CABLE T.V. FRANCHISE FEE	202,734.99	208,834.95	201,248.00	156,383.27	212,461.00	11,213.00
43023	SOLID WASTE FRANCHISE FEE	165,125.79	169,053.23	168,745.00	143,132.92	172,840.00	4,095.00
** REVENUE CATEGORY TOTAL **		3,880,891.05	3,992,963.67	3,873,873.00	2,368,174.39	4,000,050.00	126,177.00
FEES AND SERVICES							
44043	PUBLIC SAFETY - EVENT REIMB	115,764.00	332,565.00	319,317.00	319,317.00	0.00	(319,317.00)
44044	EMS REVENUE	368,148.19	533,953.23	510,000.00	363,916.02	525,000.00	15,000.00
44045	POLICE REPORTS	0.00	0.00	0.00	0.00	0.00	0.00
44046	FIRE DEPT INSPECTION FEES	12,656.85	8,490.00	10,000.00	4,350.00	10,000.00	0.00
44055	ADMINISTRATIVE FEES	286,494.51	438,305.36	462,230.00	358,529.22	467,103.00	4,873.00
	CVB INDIRECT COST 1 380,103.00					380,103.00	
	TRANSIT INDIRECT COST 1 87,000.00					87,000.00	
44056	RENTAL INCOME	0.00	0.00	0.00	0.00	0.00	0.00
44057	LOT MOWS & LIEN FEES	13,296.89	7,842.75	10,000.00	6,226.05	10,000.00	0.00
44058	RENTAL INCOME-COMMUNITY CEN	650.00	0.00	0.00	0.00	0.00	0.00
** REVENUE CATEGORY TOTAL **		797,010.44	1,321,156.34	1,311,547.00	1,052,338.29	1,012,103.00	(299,444.00)
INTERGOVERNMENTAL							
46050	GENERAL LAND OFFICE (BEACH)	41,758.06	39,157.10	40,000.00	0.00	40,000.00	0.00
46051	CAMERON COUNTY	0.00	0.00	0.00	0.00	0.00	0.00
46052	COUNTY ESD - EMS	51,389.04	44,102.35	40,000.00	25,697.72	40,000.00	0.00
46053	EOC REIMB	0.00	0.00	0.00	0.00	0.00	0.00
46057	COUNTY ESD- FIRE CALL REV.	81,796.71	56,274.35	65,000.00	24,725.32	40,000.00	(25,000.00)
46060	GRANT FUNDS - C.J.D.	0.00	0.00	0.00	0.00	0.00	0.00
46061	SALARY REINBURSE CCDTF	0.00	0.00	0.00	0.00	0.00	0.00

01 -GENERAL FUND

REVENUES		TWO YEARS PRIOR ACTUAL	ONE YEAR PRIOR ACTUAL	CURRENT YEAR ACTUAL BUDGET	CURRENT YEAR Y-T-D ACTUAL	PROPOSED BUDGET	INCREASE (DECREASE)
46062	PIC REIMBURSEMENT	0.00	0.00	0.00	0.00	0.00	0.00
46063	LEOSE TRAINING FUNDS	2,625.32	2,600.00	2,600.00	2,624.52	2,600.00	0.00
46068	GRANT REVENUE	61,279.87	143,938.10	444,722.71	474,644.88	45,000.00	(399,722.71)
	STONE GARDEN 1	15,000.00				15,000.00	
	BORDER STAR 1	30,000.00				30,000.00	
** REVENUE CATEGORY TOTAL **		238,849.00	286,071.90	592,322.71	527,692.44	167,600.00	(424,722.71)
FINES AND FORFEITURES							
45010	FINES & FORFEITURES	542,386.41	435,434.60	500,000.00	207,100.98	410,000.00	(90,000.00)
45011	ONLINE CREDIT CARD FEE	4,428.00	2,280.00	2,500.00	1,842.00	2,200.00	(300.00)
45012	WARRANT COLLECT FEES	20,408.55	16,218.01	18,000.00	13,841.89	15,000.00	(3,000.00)
** REVENUE CATEGORY TOTAL **		567,222.96	453,932.61	520,500.00	222,784.87	427,200.00	(93,300.00)
LICENSES AND PERMITS							
47030	BUILDING PERMITS	321,090.79	88,375.00	110,000.00	86,605.76	90,000.00	(20,000.00)
47031	ELECTRICAL PERMITS	4,950.00	3,800.00	2,200.00	3,900.00	2,500.00	300.00
47032	MIX BEVERAGE PERMITS	22,145.50	21,470.00	15,000.00	13,952.50	20,000.00	5,000.00
47033	PLUMBING PERMITS	5,250.00	3,750.00	3,000.00	3,100.00	3,200.00	200.00
47034	MECHANICAL PERMITS	2,900.00	2,500.00	1,500.00	1,900.00	1,600.00	100.00
47035	TAXI PERMITS	7,097.50	6,150.00	5,000.00	4,175.00	5,500.00	500.00
47036	ENV HEALTH & OTHER PERMITS	28,210.00	36,350.00	24,000.00	34,460.00	28,000.00	4,000.00
47037	OTHER PERMITS	24,577.89	21,457.93	15,000.00	12,461.50	11,000.00	(4,000.00)
47039	L.P. GAS PERMIT	800.00	800.00	500.00	800.00	600.00	100.00
47040	T-SHIRT FAB. PERMIT	0.00	0.00	0.00	0.00	0.00	0.00
47041	DUNE PROT. PERMITS	1,980.00	3,300.00	2,000.00	905.00	2,000.00	0.00
47042	STR PERMITS	13,400.00	13,200.00	2,000.00	8,150.00	6,000.00	4,000.00
47043	SPRING BREAK PERMITS	1,500.00	1,400.00	1,500.00	725.00	425.00	(1,075.00)
47045	GOLF CART PERMITS	13,375.00	11,800.00	5,000.00	13,925.00	12,775.00	7,775.00
47046	ANIMAL/COMPOSTER SERVICES F	0.00	400.00	0.00	(50.00)	0.00	0.00
47047	SIDEWALK FEES	0.00	17,666.72	0.00	2,212.00	0.00	0.00
** REVENUE CATEGORY TOTAL **		447,276.68	232,419.65	186,700.00	187,221.76	183,600.00	(3,100.00)
MISCELLANEOUS							
48040	INTEREST REVENUE	65,043.03	137,317.27	75,000.00	167,089.43	110,000.00	35,000.00
48041	CASH OVER/SHORT	0.00	0.00	0.00	(9.00)	0.00	0.00
48042	MISCELLANEOUS REVENUE	41,631.47	32,940.82	30,000.00	31,315.39	30,000.00	0.00
48043	ELECTRICITY REBATE	1,671.34	4,717.20	2,000.00	0.00	2,000.00	0.00
48044	DISCOUNTS EARNED	0.00	0.00	0.00	0.00	0.00	0.00
48045	INSURANCE PROCEEDS	19,341.63	13,951.97	0.00	0.00	0.00	0.00
48047	CONTRIBUTIONS TO CITY PARK	1,500.00	21,253.45	0.00	0.00	0.00	0.00
48048	CONTRIBUTIONS - CYCLOVIA EV	0.00	0.00	0.00	0.00	0.00	0.00

01 -GENERAL FUND

REVENUES		TWO YEARS PRIOR ACTUAL	ONE YEAR PRIOR ACTUAL	CURRENT YEAR ACTUAL BUDGET	CURRENT YEAR Y-T-D ACTUAL	PROPOSED BUDGET	INCREASE (DECREASE)
48049	CONTRIB. ARSON DOG PROG.	0.00	3,096.30	1,752.00	27.33	0.00	(1,752.00)
48087	COPIES	977.81	204.66	500.00	259.90	300.00	(200.00)
48090	FUEL REBATE	6,145.93	4,440.40	2,000.00	4,315.30	3,000.00	1,000.00
** REVENUE CATEGORY TOTAL **		136,311.21	217,922.07	111,252.00	202,998.35	145,300.00	34,048.00
OTHER FINANCING SOURCES							
49070	BOND PROCEEDS	0.00	0.00	0.00	0.00	0.00	0.00
49071	LEASE PROCEEDS	0.00	0.00	0.00	0.00	0.00	0.00
49085	SALE OF FIXED ASSETS	0.00	26,010.99	16,470.00	28,489.79	0.00	(16,470.00)
49090	TRANSFERS IN	100,000.00	323,142.68	10,000.00	10,000.00	0.00	(10,000.00)
** REVENUE CATEGORY TOTAL **		100,000.00	349,153.67	26,470.00	38,489.79	0.00	(26,470.00)
*** TOTAL REVENUES ***		12,027,447.77	13,022,918.05	13,018,117.71	10,705,232.82	12,400,322.00	(617,795.71)

PROPOSED BUDGET WORKSHEET

AS OF: JUNE 30TH, 2019

01 -GENERAL FUND

CITY COUNCIL

DEPARTMENT EXPENDITURES	TWO YEARS PRIOR ACTUAL	ONE YEAR PRIOR ACTUAL	CURRENT YEAR ACTUAL BUDGET	CURRENT YEAR Y-T-D ACTUAL	PROPOSED BUDGET	INCREASE (DECREASE)
GOODS AND SUPPLIES						
511-0102 LOCAL MEETINGS	0.00	0.00	0.00	0.00	0.00	0.00
*** CATEGORY TOTAL ***	0.00	0.00	0.00	0.00	0.00	0.00
MISCELLANEOUS SERVICES						
511-0530 PROFESSIONAL SERVICES	0.00	0.00	0.00	0.00	0.00	0.00
511-0550-021 ALITA BAGLEY	104.34	1,256.59	3,000.00	21.00	3,000.00	0.00
511-0550-024 BARRY PATEL	104.34	250.00	0.00	0.00	0.00	0.00
511-0550-025 LEGISLATIVE TRAVEL	0.00	0.00	0.00	0.00	0.00	0.00
511-0550-026 DENNIS STAHL	937.93	6,573.99	1,180.58	1,180.58	5,000.00	3,819.42
511-0550-028 THERESA METTY	84.33	659.75	0.00	0.00	0.00	0.00
511-0550-029 PAUL MUNARRIZ	342.48	644.16	0.00	0.00	0.00	0.00
511-0550-030 RON PITCOCK	132.33	269.16	0.00	0.00	0.00	0.00
511-0550-031 KEN MEDDERS	0.00	585.21	3,000.00	150.18	3,000.00	0.00
511-0550-032 EVA-JEAN DALTON	0.00	0.00	3,000.00	844.33	3,000.00	0.00
511-0550-033 JOE RICCO	0.00	0.00	3,000.00	1,193.25	3,000.00	0.00
511-0550-034 KERRY SCHWARTZ	0.00	0.00	3,000.00	41.00	3,000.00	0.00
511-0550-035 PATRICK MCNULTY	0.00	0.00	3,819.42	0.00	0.00	(3,819.42)
*** CATEGORY TOTAL ***	1,705.75	10,238.86	20,000.00	3,430.34	20,000.00	0.00
OTHER						
511-0601 DESIGN STAND REV TASK FORCE	0.00	0.00	0.00	0.00	0.00	0.00
511-0602 PLANNING & ZONING	0.00	0.00	0.00	0.00	0.00	0.00
511-0604 KEEP SPI BEAUTIFUL	0.00	0.00	0.00	0.00	0.00	0.00
*** CATEGORY TOTAL ***	0.00	0.00	0.00	0.00	0.00	0.00
EQUIPMNT > $5,000 OUTLAY						
511-1001 BUILDINGS & STRUCTURES	7,950.00	0.00	0.00	0.00	0.00	0.00
*** CATEGORY TOTAL ***	7,950.00	0.00	0.00	0.00	0.00	0.00

PROPOSED BUDGET WORKSHEET

AS OF: JUNE 30TH, 2019

01 -GENERAL FUND

CITY COUNCIL

DEPARTMENT EXPENDITURES	TWO YEARS PRIOR ACTUAL	ONE YEAR PRIOR ACTUAL	CURRENT YEAR ACTUAL BUDGET	CURRENT YEAR Y-T-D ACTUAL	PROPOSED BUDGET	INCREASE (DECREASE)
MISC ADJUSTMENTS						
511-9999 MISC DEPT ADJ	0.00	0.00	0.00	0.00	0.00	0.00
*** CATEGORY TOTAL ***	0.00	0.00	0.00	0.00	0.00	0.00
*** DEPARTMENT TOTAL ***	9,655.75	10,238.86	20,000.00	3,430.34	20,000.00	0.00

PROPOSED BUDGET WORKSHEET

AS OF: JUNE 30TH, 2019

01 -GENERAL FUND

CITY MANAGER'S OFFICE

DEPARTMENT EXPENDITURES		TWO YEARS PRIOR ACTUAL	ONE YEAR PRIOR ACTUAL	CURRENT YEAR ACTUAL BUDGET	CURRENT YEAR Y-T-D ACTUAL	PROPOSED BUDGET	INCREASE (DECREASE)
PERSONNEL SERVICES							
512-0010	SUPERVISION	0.00	0.00	0.00	0.00	0.00	0.00
512-0010-01	EXEMPT	374,750.10	432,076.87	437,202.00	322,064.95	446,434.00	9,232.00
512-0010-02	NON EXEMPT	14,437.28	30,939.11	38,520.00	28,261.52	38,907.00	387.00
512-0020	CLERICAL	0.00	0.00	0.00	0.00	0.00	0.00
512-0040	TEMPORARY EMPLOYEEES	0.00	0.00	0.00	0.00	0.00	0.00
512-0060	OVERTIME	93.66	1,427.33	2,000.00	1,482.99	2,000.00	0.00
512-0065	VACANCY FACTOR	0.00	0.00	0.00	0.00	0.00	0.00
512-0070	MEDICARE	5,945.87	7,013.78	8,981.00	5,529.17	9,162.00	181.00
512-0080	TMRS	52,453.63	63,582.26	63,955.00	45,616.90	63,647.00	(308.00)
512-0081	GROUP INSURANCE	24,336.45	32,743.26	37,093.00	24,078.35	38,605.00	1,512.00
512-0083	WORKERS COMPENSATION	1,032.83	1,219.55	1,307.00	1,097.91	1,088.00	(219.00)
512-0084	UNEMPLOYMENT TAX	207.00	810.00	709.00	45.00	619.00	(90.00)
512-0085	LONGEVITY	2,327.00	2,519.00	2,898.00	2,898.00	2,537.00	(361.00)
512-0090	MERIT ADJUSTMENTS	0.00	0.00	0.00	0.00	0.00	0.00
*** CATEGORY TOTAL ***		475,583.82	572,331.16	592,665.00	431,074.79	602,999.00	10,334.00
GOODS AND SUPPLIES							
512-0101	OFFICE SUPPLIES	3,988.28	2,796.68	4,000.00	2,761.14	5,300.00	1,300.00
ANNUAL REPORT	1 1,300.00					1,300.00	
MISC	1 4,000.00					4,000.00	
512-0102	LOCAL MEETINGS	3,011.75	2,246.68	3,200.00	2,483.80	2,200.00	(1,000.00)
512-0107	BOOKS & PERIODICALS	762.17	709.52	800.00	311.82	800.00	0.00
512-0120	CONSUMABLES	270.00	337.27	400.00	396.98	400.00	0.00
512-0130	WEARING APPAREL	0.00	0.00	0.00	0.00	0.00	0.00
512-0150	MINOR TOOLS & EQUIPMENT	0.00	0.00	0.00	0.00	0.00	0.00
512-0180	INFORMATION TECHNOLOGY	0.00	0.00	0.00	0.00	0.00	0.00
512-0190	SOFTWARE	0.00	0.00	0.00	0.00	0.00	0.00
*** CATEGORY TOTAL ***		8,032.20	6,090.15	8,400.00	5,953.74	8,700.00	300.00
REPAIR AND MAINTENANCE							
512-0401	FURNITURE & FIXTURES	0.00	0.00	0.00	0.00	0.00	0.00
512-0410	MACHINERY & EQUIPMENT	0.00	0.00	0.00	0.00	0.00	0.00
*** CATEGORY TOTAL ***		0.00	0.00	0.00	0.00	0.00	0.00

PROPOSED BUDGET WORKSHEET

AS OF: JUNE 30TH, 2019

01 -GENERAL FUND

CITY MANAGER'S OFFICE

DEPARTMENT EXPENDITURES		TWO YEARS PRIOR ACTUAL	ONE YEAR PRIOR ACTUAL	CURRENT YEAR ACTUAL BUDGET	CURRENT YEAR Y-T-D ACTUAL	PROPOSED BUDGET	INCREASE (DECREASE)
MISCELLANEOUS SERVICES							
512-0501	COMMUNICATIONS	3,480.00	4,700.00	4,800.00	2,500.00	6,000.00	1,200.00
512-0510	RENTAL OF EQUIPMENT	784.00	0.00	0.00	0.00	0.00	0.00
512-0511	AUTO ALLOWANCE	16,200.00	16,200.00	16,200.00	4,650.00	16,200.00	0.00
512-0513	TRAINING EXPENSE	2,074.75	4,963.50	2,905.00	1,446.00	2,980.00	75.00
512-0530	PROFESSIONAL SERVICES	0.00	0.00	0.00	0.00	0.00	0.00
512-0540	ADVERTISING	2,628.91	3,074.95	3,000.00	1,324.35	3,000.00	0.00
512-0550	TRAVEL EXPENSE	6,123.86	8,357.83	8,550.00	3,991.57	11,480.00	2,930.00
512-0551	DUES & MEMBERSHIPS	5,299.00	6,564.44	5,194.00	5,075.06	5,194.00	0.00
*** CATEGORY TOTAL ***		36,590.52	43,860.72	40,649.00	18,986.98	44,854.00	4,205.00
EQUIPMNT > $5,000 OUTLAY							
512-1003	FURNITURE & FIXTURES	0.00	0.00	0.00	0.00	0.00	0.00
512-1004	MACHINERY & EQUIPMENT	0.00	0.00	0.00	0.00	0.00	0.00
512-1010	SOFTWARE	0.00	0.00	0.00	0.00	0.00	0.00
512-1011	INFORMATION TECHNOLOGY	0.00	0.00	0.00	0.00	0.00	0.00
*** CATEGORY TOTAL ***		0.00	0.00	0.00	0.00	0.00	0.00
OTHER SERVICES							
512-9034	RELOCATION COST	29,807.13	0.00	0.00	0.00	0.00	0.00
*** CATEGORY TOTAL ***		29,807.13	0.00	0.00	0.00	0.00	0.00
MISC ADJUSTMENTS							
512-9999	MISC DEPT ADJ	0.00	0.00	0.00	0.00	0.00	0.00
*** CATEGORY TOTAL ***		0.00	0.00	0.00	0.00	0.00	0.00
*** DEPARTMENT TOTAL ***		550,013.67	622,282.03	641,714.00	456,015.51	656,553.00	14,839.00

PROPOSED BUDGET WORKSHEET

AS OF: JUNE 30TH, 2019

01 -GENERAL FUND

FINANCE

DEPARTMENT EXPENDITURES		TWO YEARS PRIOR ACTUAL	ONE YEAR PRIOR ACTUAL	CURRENT YEAR ACTUAL BUDGET	CURRENT YEAR Y-T-D ACTUAL	PROPOSED BUDGET	INCREASE (DECREASE)
PERSONNEL SERVICES							
513-0010	SUPERVISION	0.00	0.00	0.00	0.00	0.00	0.00
513-0010-01	EXEMPT	144,130.92	153,926.26	161,276.00	114,612.73	162,884.00	1,608.00
513-0010-02	NON EXEMPT	119,199.94	161,593.91	166,250.00	111,203.79	175,995.00	9,745.00
513-0020	CLERICAL	0.00	0.00	0.00	0.00	0.00	0.00
513-0040	TEMPORARY EMPLOYEES	0.00	4,381.25	0.00	0.00	0.00	0.00
513-0060	OVERTIME	1,179.83	325.39	3,000.00	1,606.02	3,000.00	0.00
513-0065	VACANCY FACTOR	0.00	0.00	0.00	0.00	0.00	0.00
513-0070	MEDICARE	3,809.52	4,799.57	6,214.00	3,434.81	6,427.00	213.00
513-0080	TMRS	35,468.62	41,873.53	44,249.00	27,256.24	44,649.00	400.00
513-0081	GROUP INSURANCE	29,860.34	38,913.58	43,745.00	28,941.96	45,503.00	1,758.00
513-0083	WORKERS COMPENSATION	673.89	853.96	904.00	758.49	763.00	(141.00)
513-0084	UNEMPLOYMENT TAX	45.00	1,089.57	851.00	184.31	743.00	(108.00)
513-0085	LONGEVITY	1,612.00	1,912.00	2,240.00	1,926.00	2,068.00	(172.00)
513-0090	MERIT ADJUSTMENTS	0.00	0.00	0.00	0.00	0.00	0.00
*** CATEGORY TOTAL ***		335,980.06	409,669.02	428,729.00	289,924.35	442,032.00	13,303.00
GOODS AND SUPPLIES							
513-0101	OFFICE SUPPLIES	1,538.78	2,134.21	2,000.00	561.48	2,000.00	0.00
513-0102	LOCAL MEETINGS	298.26	463.13	700.00	128.33	700.00	0.00
513-0107	BOOKS & PERIODICALS	102.30	0.00	400.00	0.00	400.00	0.00
513-0130	WEARING APPAREL	0.00	0.00	0.00	0.00	0.00	0.00
513-0150	MINOR TOOLS & EQUIPMENT	0.00	0.00	0.00	0.00	0.00	0.00
513-0180	INFORMATION TECHNOLOGY	0.00	0.00	0.00	0.00	0.00	0.00
513-0190	SOFTWARE	0.00	0.00	0.00	0.00	0.00	0.00
*** CATEGORY TOTAL ***		1,939.34	2,597.34	3,100.00	689.81	3,100.00	0.00
REPAIR AND MAINTENANCE							
513-0401	FURNITURE & FIXTURES	0.00	0.00	0.00	0.00	0.00	0.00
513-0410	MACHINERY & EQUIPMENT	0.00	0.00	0.00	0.00	0.00	0.00
513-0415	SERVICE CONTRACTS	0.00	0.00	0.00	0.00	0.00	0.00
*** CATEGORY TOTAL ***		0.00	0.00	0.00	0.00	0.00	0.00

01 -GENERAL FUND

FINANCE

DEPARTMENT EXPENDITURES		TWO YEARS PRIOR ACTUAL	ONE YEAR PRIOR ACTUAL	CURRENT YEAR ACTUAL BUDGET	CURRENT YEAR Y-T-D ACTUAL	PROPOSED BUDGET	INCREASE (DECREASE)
MISCELLANEOUS SERVICES							
513-0501	COMMUNICATIONS	1,280.00	2,040.00	2,160.00	1,440.00	2,160.00	0.00
513-0510	RENTAL OF EQUIPMENT	0.00	0.00	0.00	0.00	0.00	0.00
513-0511	AUTO ALLOWANCE	2,900.00	3,840.00	3,840.00	2,560.00	3,840.00	0.00
513-0513	TRAINING EXPENSE	1,413.00	1,144.00	3,990.00	2,314.00	4,885.00	895.00
513-0530	PROFESSIONAL SERVICES	0.00	0.00	0.00	68.18	0.00	0.00
513-0540	ADVERTISING	367.68	401.10	391.00	0.00	391.00	0.00
513-0550	TRAVEL EXPENSE	791.23	2,625.39	4,815.00	1,294.36	3,920.00	(895.00)
513-0550-001	CC CHARGES-NO RECEIPTS	0.00	0.00	0.00	0.00	0.00	0.00
513-0551	DUES & MEMBERSHIPS	1,230.00	1,320.00	1,200.00	1,275.00	1,600.00	400.00
	GFOA MEMBERSHIP 2	150.00				300.00	
	GFOAT MEMBERSHIP 2	60.00				120.00	
	GFOA BUDGET PROGRAM 1	330.00				330.00	
	GFOA CAFR PROGRAM 1	435.00				435.00	
	GTOT INV POLICY CERTIFI 1	100.00				100.00	
	POPULAR ANNUAL REPORT P 1	315.00				315.00	
*** CATEGORY TOTAL ***		7,981.91	11,370.49	16,396.00	8,951.54	16,796.00	400.00
EQUIPMNT > $5,000 OUTLAY							
513-1003	FURNITURE & FIXTURES	0.00	0.00	0.00	0.00	0.00	0.00
513-1004	MACHINERY & EQUIPMENT	0.00	0.00	0.00	0.00	0.00	0.00
513-1010	SOFTWARE	0.00	0.00	0.00	0.00	0.00	0.00
513-1011	INFORMATION TECHNOLOGY	0.00	0.00	0.00	0.00	0.00	0.00
*** CATEGORY TOTAL ***		0.00	0.00	0.00	0.00	0.00	0.00
MISC ADJUSTMENTS							
513-9999	MISC DEPT ADJ	0.00	0.00	0.00	0.00	0.00	0.00
*** CATEGORY TOTAL ***		0.00	0.00	0.00	0.00	0.00	0.00
*** DEPARTMENT TOTAL ***		345,901.31	423,636.85	448,225.00	299,565.70	461,928.00	13,703.00

PROPOSED BUDGET WORKSHEET

AS OF: JUNE 30TH, 2019

01 -GENERAL FUND

PLANNING

DEPARTMENT EXPENDITURES		TWO YEARS PRIOR ACTUAL	ONE YEAR PRIOR ACTUAL	CURRENT YEAR ACTUAL BUDGET	CURRENT YEAR Y-T-D ACTUAL	PROPOSED BUDGET	INCREASE (DECREASE)
PERSONNEL SERVICES							
514-0010	SUPERVISION	0.00	0.00	0.00	0.00	0.00	0.00
514-0010-01	EXEMPT	125,974.29	80,375.44	92,700.00	53,079.40	95,950.00	3,250.00
514-0010-02	NON-EXEMPT	37,805.11	36,483.34	37,419.00	30,776.60	37,791.00	372.00
514-0020	CLERICAL	0.00	0.00	0.00	0.00	0.00	0.00
514-0040	TEMPORARY EMPLOYEES	0.00	0.00	0.00	0.00	0.00	0.00
514-0060	OVERTIME	1,916.23	1,599.55	2,000.00	1,308.42	2,000.00	0.00
514-0065	VACANCY FACTOR	0.00	0.00	0.00	0.00	0.00	0.00
514-0070	MEDICARE	2,535.01	1,823.37	2,484.00	1,259.50	2,552.00	68.00
514-0080	TMRS	21,823.91	15,869.30	17,687.00	9,393.97	17,728.00	41.00
514-0081	GROUP INSURANCE	15,430.09	11,413.04	14,708.00	8,553.30	15,278.00	570.00
514-0083	WORKERS COMPENSATION	442.40	333.06	361.00	302.62	303.00	(58.00)
514-0084	UNEMPLOYMENT TAX	27.00	324.00	284.00	18.00	248.00	(36.00)
514-0085	LONGEVITY	1,383.00	1,503.00	1,347.00	1,347.00	1,407.00	60.00
514-0090	MERIT ADJUSTMENTS	0.00	0.00	0.00	0.00	0.00	0.00
*** CATEGORY TOTAL ***		207,337.04	149,724.10	168,990.00	106,038.81	173,257.00	4,267.00
GOODS AND SUPPLIES							
514-0101	OFFICE SUPPLIES	978.27	968.59	1,000.00	985.47	1,000.00	0.00
514-0102	LOCAL MEETINGS	0.00	0.00	0.00	0.00	0.00	0.00
514-0107	BOOKS & PUBLICATIONS	0.00	0.00	0.00	0.00	0.00	0.00
514-0130	WEARING APPAREL	0.00	0.00	0.00	0.00	0.00	0.00
514-0150	MINOR TOOLS & EQUIPMENT	10.49	0.00	0.00	0.00	0.00	0.00
514-0190	SOFTWARE	0.00	0.00	0.00	0.00	0.00	0.00
*** CATEGORY TOTAL ***		988.76	968.59	1,000.00	985.47	1,000.00	0.00
REPAIR AND MAINTENANCE							
514-0401	FURNITURE AND FIXTURES	0.00	0.00	0.00	0.00	0.00	0.00
514-0415	SERVICE CONTRACTS	0.00	0.00	0.00	0.00	0.00	0.00
*** CATEGORY TOTAL ***		0.00	0.00	0.00	0.00	0.00	0.00

PROPOSED BUDGET WORKSHEET

AS OF: JUNE 30TH, 2019

01 -GENERAL FUND

PLANNING

DEPARTMENT EXPENDITURES			TWO YEARS PRIOR ACTUAL	ONE YEAR PRIOR ACTUAL	CURRENT YEAR ACTUAL BUDGET	CURRENT YEAR Y-T-D ACTUAL	PROPOSED BUDGET	INCREASE (DECREASE)
MISCELLANEOUS SERVICES								
514-0501	COMMUNICATIONS		2,000.00	800.00	1,200.00	475.00	1,200.00	0.00
514-0511	AUTO ALLOWANCE		1,950.00	1,350.00	1,800.00	712.50	1,800.00	0.00
514-0513	TRAINING EXPENSE		1,125.00	693.00	1,735.00	0.00	1,410.00	(325.00)
514-0530	PROFESSIONAL SERVICES		0.00	0.00	0.00	34.09	0.00	0.00
514-0540	ADVERTISING		1,938.20	1,506.03	3,000.00	1,810.05	3,000.00	0.00
514-0550	TRAVEL EXPENSE		2,934.39	605.84	3,400.00	2,843.65	3,828.00	428.00
514-0551	DUES & MEMBERSHIPS		1,162.00	1,571.62	1,509.00	0.00	1,738.00	229.00
APA		1	345.00				345.00	
TXAPA		1	86.00				86.00	
AICP		1	165.00				165.00	
AIA		1	706.00				706.00	
TBAE		1	111.00				111.00	
NCARB		1	113.00				113.00	
APA-CITY		1	25.00				25.00	
NEWSPAPER		1	22.00				22.00	
LOCAL CITY SEC ASSOC		1	40.00				40.00	
TMCA		1	125.00				125.00	
*** CATEGORY TOTAL ***			11,109.59	6,526.49	12,644.00	5,875.29	12,976.00	332.00
EQUIPMNT > $5,000 OUTLAY								
514-1003	FURNITURE & FIXTURES		0.00	0.00	0.00	0.00	0.00	0.00
*** CATEGORY TOTAL ***			0.00	0.00	0.00	0.00	0.00	0.00
MISC ADJUSTMENTS								
514-9999	MISC DEPT ADJ		0.00	0.00	0.00	0.00	0.00	0.00
*** CATEGORY TOTAL ***			0.00	0.00	0.00	0.00	0.00	0.00
*** DEPARTMENT TOTAL ***			219,435.39	157,219.18	182,634.00	112,899.57	187,233.00	4,599.00

01 -GENERAL FUND
TECHNOLOGY
DEPARTMENT EXPENDITURES

			TWO YEARS PRIOR ACTUAL	ONE YEAR PRIOR ACTUAL	CURRENT YEAR ACTUAL BUDGET	CURRENT YEAR Y-T-D ACTUAL	CURRENT YEAR PROPOSED BUDGET	INCREASE (DECREASE)
PERSONNEL SERVICES								
515-0010	SUPERVISION		0.00	0.00	0.00	0.00	0.00	0.00
515-0010-01	EXEMPT		71,000.12	83,164.82	85,825.00	62,718.24	86,683.00	858.00
515-0010-02	NON-EXEMPT		78,188.96	82,329.00	88,065.00	64,384.94	88,946.00	881.00
515-0020	CLERICAL		0.00	0.00	0.00	0.00	0.00	0.00
515-0030	LABOR		0.00	0.00	0.00	0.00	0.00	0.00
515-0040	TEMPORARY EMPLOYEES		855.00	0.00	0.00	0.00	0.00	0.00
515-0060	OVERTIME		1,441.85	1,385.46	2,000.00	1,742.69	2,000.00	0.00
515-0065	VACANCY FACTOR		0.00	0.00	0.00	0.00	0.00	0.00
515-0070	MEDICARE		2,295.81	2,453.31	3,307.00	1,985.75	3,339.00	32.00
515-0080	TMRS		19,890.00	22,502.02	23,547.00	15,586.91	23,198.00	(349.00)
515-0081	GROUP INSURANCE		16,731.28	20,099.38	21,914.00	16,015.32	22,843.00	929.00
515-0083	WORKERS COMPENSATION		434.85	449.09	481.00	403.30	396.00	(85.00)
515-0084	UNEMPLOYMENT TAX		446.99	486.00	425.00	27.00	371.00	(54.00)
515-0085	LONGEVITY		17.00	35.00	210.00	210.00	390.00	180.00
515-0090	MERIT ADJUSTMENTS		0.00	0.00	0.00	0.00	0.00	0.00
*** CATEGORY TOTAL ***			191,301.86	212,904.08	225,774.00	163,074.15	228,166.00	2,392.00
GOODS AND SUPPLIES								
515-0101	OFFICE SUPPLIES		838.67	749.76	1,000.00	20.99	1,000.00	0.00
515-0102	LOCAL MEETINGS		56.45	18.00	145.00	0.00	145.00	0.00
515-0107	BOOKS & PUBLICATIONS		0.00	0.00	500.00	0.00	500.00	0.00
515-0130	WEARING APPAREL		0.00	44.70	0.00	0.00	0.00	0.00
515-0150	MINOR TOOLS & EQUIPMENT		10,711.33	5,103.00	6,000.00	2,154.02	6,000.00	0.00
515-0180	INFORMATION TECHNOLOGY		0.00	0.00	0.00	0.00	0.00	0.00
515-0190	SOFTWARE		3,000.00	0.00	1,500.00	1,165.50	890.00	(610.00)
SOFTWARE FOR CITY SECRE		1	350.00				350.00	
GRAMMARLY		1	540.00				540.00	
*** CATEGORY TOTAL ***			14,606.45	5,915.46	9,145.00	3,340.51	8,535.00	(610.00)
REPAIR AND MAINTENANCE								
515-0401	FURNITURE & FIXTURES		0.00	0.00	0.00	0.00	2,000.00	2,000.00
515-0410	MACHINERY & EQUIPMENT		40,586.29	46,887.16	43,000.00	30,001.28	33,180.00	(9,820.00)
REPLACEMENT PCS		1	20,000.00				20,000.00	
REDUNDANT FIREWALL		1	3,000.00				3,000.00	
MISC		1	6,000.00				6,000.00	
5 MONITORS FOR DISPATCH		1	1,000.00				1,000.00	
3 Tablets for EHSD		1	3,180.00				3,180.00	
515-0415	SERVICE CONTRACTS		138,848.60	178,439.08	197,229.00	146,966.18	204,039.00	6,810.00
EMERG REPORT SYSTEM		1	2,600.00				2,600.00	

01 -GENERAL FUND
TECHNOLOGY
DEPARTMENT EXPENDITURES

		TWO YEARS PRIOR ACTUAL	ONE YEAR PRIOR ACTUAL	CURRENT YEAR ACTUAL BUDGET	CURRENT YEAR Y-T-D ACTUAL	PROPOSED BUDGET	INCREASE (DECREASE)
NICE RECORDING	1	4,754.00				4,754.00	
IWORQ	1	1,200.00				1,200.00	
SPECTRUM INTERNET	1	18,740.00				18,740.00	
SMARTCOM	1	2,676.00				2,676.00	
TYLER TECHNOLOGIES	1	69,455.00				69,455.00	
GRANICUS	1	6,011.00				6,011.00	
LUCIDCHART	1	1,080.00				1,080.00	
MENTALIX	1	6,590.00				6,590.00	
BAMBOO	1	10,000.00				10,000.00	
SURVEY MONKEY	1	300.00				300.00	
FOOD INSPECTION	1	4,000.00				4,000.00	
EGOV	1	4,796.00				4,796.00	
IDRIVE BACK UP	1	3,800.00				3,800.00	
G-SUITE	1	15,000.00				15,000.00	
ADOBE	1	324.00				324.00	
WEBROOT	1	2,324.00				2,324.00	
SPLASHTOP	1	288.00				288.00	
SONICWALL	1	700.00				700.00	
MISC	1	10,000.00				10,000.00	
GODADDY	1	200.00				200.00	
METROFAX	1	200.00				200.00	
CARMINE	1	2,500.00				2,500.00	
ER CAD	1	1,499.00				1,499.00	
FIRE CAD MOBILE LIC	1	10,000.00				10,000.00	
WMWARE	1	5,044.00				5,044.00	
OPENGOV	1	11,463.00				11,463.00	
MUNICODE	1	995.00				995.00	
WATCHGUARD	1	7,500.00				7,500.00	
*** CATEGORY TOTAL ***		179,434.89	225,326.24	240,229.00	176,967.46	239,219.00	(1,010.00)
MISCELLANEOUS SERVICES							
515-0501 COMMUNICATIONS		70,718.58	69,702.69	75,800.00	55,401.08	76,610.00	810.00
MITEL	1	38,000.00				38,000.00	
TMOBILE	1	18,000.00				18,000.00	
AT&T	1	18,000.00				18,000.00	
CONSTANT CONTACT	1	450.00				450.00	
CELL PHONE ALLOW	1	2,160.00				2,160.00	
515-0511 AUTO ALLOWANCE		2,800.00	4,800.00	4,800.00	3,200.00	4,800.00	0.00
515-0513 TRAINING EXPENSE		3,500.00	2,679.75	3,900.00	2,223.66	3,900.00	0.00
515-0530 PROFESSIONAL SERVICES		25,523.62	0.00	0.00	34.09	0.00	0.00
515-0540 ADVERTISING		0.00	0.00	0.00	0.00	0.00	0.00
515-0550 TRAVEL EXPENSE		1,429.28	692.18	3,000.00	699.75	3,000.00	0.00
515-0550-001 CC CHARGES-NO RECEIPTS		0.00	0.00	0.00	0.00	0.00	0.00
515-0551 DUES & MEMBERSHIP		150.00	165.00	150.00	190.00	150.00	0.00
*** CATEGORY TOTAL ***		104,121.48	78,039.62	87,650.00	61,748.58	88,460.00	810.00

01 -GENERAL FUND
TECHNOLOGY

DEPARTMENT EXPENDITURES		TWO YEARS PRIOR ACTUAL	ONE YEAR PRIOR ACTUAL	CURRENT YEAR ACTUAL BUDGET	CURRENT YEAR Y-T-D ACTUAL	PROPOSED BUDGET	INCREASE (DECREASE)
EQUIPMNT > $5,000 OUTLAY							
515-1003	FURNITURE & FIXTURES	0.00	0.00	0.00	0.00	0.00	0.00
515-1004	MACHINERY & EQUIPMENT	0.00	30,672.16	49,999.55	0.00	0.00	(49,999.55)
515-1010	SOFTWARE	0.00	0.00	0.00	0.00	0.00	0.00
515-1011	INFORMATION TECHNOLOGY	0.00	0.00	0.00	0.00	0.00	0.00
*** CATEGORY TOTAL ***		0.00	30,672.16	49,999.55	0.00	0.00	(49,999.55)
MISC ADJUSTMENTS							
515-9999	MISC DEPT ADJ	0.00	0.00	0.00	0.00	0.00	0.00
*** CATEGORY TOTAL ***		0.00	0.00	0.00	0.00	0.00	0.00
*** DEPARTMENT TOTAL ***		489,464.68	552,857.56	612,797.55	405,130.70	564,380.00	(48,417.55)

PROPOSED BUDGET WORKSHEET

AS OF: JUNE 30TH, 2019

01 -GENERAL FUND

HUMAN RESOURCES

DEPARTMENT EXPENDITURES		TWO YEARS PRIOR ACTUAL	ONE YEAR PRIOR ACTUAL	CURRENT YEAR ACTUAL BUDGET	CURRENT YEAR Y-T-D ACTUAL	CURRENT YEAR PROPOSED BUDGET	INCREASE (DECREASE)
PERSONNEL SERVICES							
516-0010	SUPERVISION	0.00	0.00	0.00	0.00	0.00	0.00
516-0010-01	EXEMPT	85,579.30	122,730.95	94,760.00	115,575.60	144,604.00	49,844.00
516-0010-02	NON EXEMPT	65,985.20	47,115.99	84,460.00	19,533.18	36,411.00	(48,049.00)
516-0020	CLERICAL	0.00	0.00	0.00	0.00	0.00	0.00
516-0030	LABOR	0.00	0.00	0.00	0.00	0.00	0.00
516-0040	TEMPORARY EMPLOYEES	0.00	0.00	0.00	0.00	0.00	0.00
516-0060	OVERTIME	3,019.50	915.60	2,000.00	656.88	2,000.00	0.00
516-0065	VACANCY FACTOR	0.00	0.00	0.00	0.00	0.00	0.00
516-0070	MEDICARE	2,181.58	2,458.89	3,407.00	2,037.53	3,441.00	34.00
516-0080	TMRS	20,333.44	22,670.12	24,261.00	15,969.97	23,902.00	(359.00)
516-0081	GROUP INSURANCE	17,867.98	20,105.40	22,089.00	17,112.03	22,875.00	786.00
516-0083	WORKERS COMPENSATION	394.61	454.04	496.00	415.41	408.00	(88.00)
516-0084	UNEMPLOYMENT TAX	27.00	486.00	425.00	26.21	371.00	(54.00)
516-0085	LONGEVITY	934.00	1,114.00	1,294.00	1,294.00	1,474.00	180.00
516-0090	MERIT ADJUSTMENTS	0.00	0.00	0.00	0.00	0.00	0.00
*** CATEGORY TOTAL ***		196,322.61	218,050.99	233,192.00	172,620.81	235,486.00	2,294.00
GOODS AND SUPPLIES							
516-0101	OFFICE SUPPLIES	1,168.86	1,587.16	1,400.00	799.63	1,400.00	0.00
516-0102	LOCAL MEETINGS	0.00	444.89	100.00	0.00	100.00	0.00
516-0107	BOOKS & PERIODICALS	0.00	0.00	0.00	0.00	0.00	0.00
516-0130	WEARING APPAREL	0.00	0.00	0.00	0.00	0.00	0.00
516-0150	MINOR TOOLS & EQUIPMENT	0.00	0.00	0.00	0.00	0.00	0.00
*** CATEGORY TOTAL ***		1,168.86	2,032.05	1,500.00	799.63	1,500.00	0.00
REPAIR AND MAINTENANCE							
516-0410	MACHINERY & EQUIPMENT	0.00	0.00	0.00	0.00	0.00	0.00
*** CATEGORY TOTAL ***		0.00	0.00	0.00	0.00	0.00	0.00
MISCELLANEOUS SERVICES							
516-0501	COMMUNICATIONS	1,540.00	2,640.00	2,640.00	1,520.00	2,640.00	0.00
516-0510	RENTAL OF EQUIPMENT	0.00	0.00	0.00	0.00	0.00	0.00
516-0511	AUTO ALLOWANCE	1,020.00	1,020.00	1,020.00	1,755.00	1,020.00	0.00
516-0513	TRAINING EXPENSE	2,914.48	14,895.46	7,700.00	903.95	7,700.00	0.00
DR, MANA, CR TRN PLAN & 0		0.00				7,700.00	
516-0514	TUITION ASSISTANCE	13,424.71	13,870.50	27,500.00	13,961.99	22,500.00	(5,000.00)
TUTITION ASST FOR ENTIR 0		0.00				22,500.00	

01 -GENERAL FUND
HUMAN RESOURCES

DEPARTMENT EXPENDITURES			TWO YEARS PRIOR ACTUAL	ONE YEAR PRIOR ACTUAL	CURRENT YEAR ACTUAL BUDGET	CURRENT YEAR Y-T-D ACTUAL	CURRENT YEAR PROPOSED BUDGET	INCREASE (DECREASE)
516-0530	PROFESSIONAL SERVICES		9,544.66	8,598.45	51,825.00	10,308.18	16,625.00	(35,200.00)
	BG CHECKS/DT/PHYSICALS/	0	0.00				16,625.00	
516-0540	ADVERTISING		621.50	372.45	500.00	490.00	500.00	0.00
	JOB POSTINGS	0	0.00				500.00	
516-0550	TRAVEL EXPENSE		3,302.62	2,177.12	4,449.00	637.19	4,630.00	181.00
516-0550-01	CC CHARGES - NO RECEIPTS		0.00	0.00	0.00	0.00	0.00	0.00
516-0551	DUES & MEMBERSHIPS		1,158.00	1,241.00	2,173.00	2,173.99	2,173.00	0.00
	TMHRA - DIR, MANA, COOR	3	75.00				225.00	
	SHRM - DIRECTOR & MANAG	2	200.00				400.00	
	TX PRIMA - DIRECTOR	0	0.00				75.00	
	IPMA - HR	0	0.00				149.00	
	ICMA - DIRECTOR FOR CRE	0	0.00				740.00	
	TCMA	0	0.00				184.00	
	RGV HR CONSORTIUM - CIT	0	0.00				200.00	
	SGR JOB POSTINGS - CITY	0	0.00				200.00	
*** CATEGORY TOTAL ***			33,525.97	44,814.98	97,807.00	31,750.30	57,788.00	(40,019.00)
EQUIPMNT > $5,000 OUTLAY								
516-1004	MACHINERY & EQUIPMENT		0.00	0.00	0.00	0.00	0.00	0.00
516-1010	SOFTWARE		0.00	0.00	0.00	0.00	0.00	0.00
*** CATEGORY TOTAL ***			0.00	0.00	0.00	0.00	0.00	0.00
OTHER SERVICES								
516-9030	LEGAL SERVICES		821.00	1,040.00	3,000.00	0.00	3,000.00	0.00
516-9031	RECRUITMENT COST		920.14	1,727.00	3,000.00	86.68	3,000.00	0.00
*** CATEGORY TOTAL ***			1,741.14	2,767.00	6,000.00	86.68	6,000.00	0.00
MISC ADJUSTMENTS								
516-9999	MISC DEPT ADJ		0.00	0.00	0.00	0.00	0.00	0.00
*** CATEGORY TOTAL ***			0.00	0.00	0.00	0.00	0.00	0.00
*** DEPARTMENT TOTAL ***			232,758.58	267,665.02	338,499.00	205,257.42	300,774.00	(37,725.00)

01 -GENERAL FUND
MUNICIPAL COURT

DEPARTMENT EXPENDITURES		TWO YEARS PRIOR ACTUAL	ONE YEAR PRIOR ACTUAL	CURRENT YEAR ACTUAL BUDGET	CURRENT YEAR Y-T-D ACTUAL	CURRENT YEAR PROPOSED BUDGET	INCREASE (DECREASE)
PERSONNEL SERVICES							
520-0010	SUPERVISION	0.00	0.00	0.00	0.00	0.00	0.00
520-0010-01	EXEMPT	37,405.16	78,770.43	40,170.00	69,386.24	149,447.00	109,277.00
520-0010-02	NON EXEMPT	78,040.34	33,053.39	84,462.00	23,076.40	35,350.00	(49,112.00)
520-0020	CLERICAL	0.00	0.00	0.00	0.00	0.00	0.00
520-0030	LABOR	0.00	0.00	0.00	0.00	0.00	0.00
520-0040	TEMPORARY EMPLOYEES	6,099.20	5,650.00	10,000.00	6,517.50	10,000.00	0.00
520-0060	OVERTIME	6,505.29	2,282.49	6,000.00	2,415.58	6,000.00	0.00
520-0065	VACANCY FACTOR	0.00	0.00	0.00	0.00	0.00	0.00
520-0070	MEDICARE	4,556.81	4,551.33	5,754.00	3,874.28	6,910.00	1,156.00
520-0080	TMRS	10,931.86	9,846.69	17,488.00	7,270.90	24,918.00	7,430.00
520-0081	GROUP INSURANCE	11,693.26	11,389.65	20,806.00	10,462.05	29,245.00	8,439.00
520-0083	WORKERS COMPENSATION	336.27	369.03	385.00	323.22	1,583.00	1,198.00
520-0084	UNEMPLOYMENT TAX	33.82	592.21	583.00	86.91	633.00	50.00
520-0085	LONGEVITY	1,573.00	430.00	490.00	490.00	592.00	102.00
520-0090	MERIT ADJUSTMENTS	0.00	0.00	0.00	0.00	0.00	0.00
*** CATEGORY TOTAL ***		157,175.01	146,935.22	186,138.00	123,903.08	264,678.00	78,540.00
GOODS AND SUPPLIES							
520-0101	OFFICE SUPPLIES	1,455.59	2,086.21	2,000.00	744.94	3,000.00	1,000.00
520-0102	LOCAL MEETINGS	0.00	152.63	200.00	0.00	200.00	0.00
520-0107	BOOKS & PERIODICALS	121.94	132.95	250.00	30.00	250.00	0.00
520-0130	WEARING APPAREL	0.00	0.00	0.00	0.00	600.00	600.00
Chief Marshal	1	600.00				600.00	
520-0150	MINOR TOOLS & EQUIPMENT	0.00	0.00	0.00	0.00	0.00	0.00
520-0180	INFORMATION TECHNOLOGY	0.00	0.00	0.00	0.00	0.00	0.00
520-0190	SOFTWARE	0.00	0.00	0.00	0.00	0.00	0.00
*** CATEGORY TOTAL ***		1,577.53	2,371.79	2,450.00	774.94	4,050.00	1,600.00
REPAIR AND MAINTENANCE							
520-0401	FURNITURE & FIXTURES	0.00	0.00	684.00	0.00	0.00	(684.00)
520-0410	MACHINERY & EQUIPMENT	0.00	0.00	0.00	0.00	0.00	0.00
520-0415	SERVICE CONTRACTS	0.00	0.00	0.00	0.00	0.00	0.00
*** CATEGORY TOTAL ***		0.00	0.00	684.00	0.00	0.00	(684.00)

01 -GENERAL FUND
MUNICIPAL COURT

DEPARTMENT EXPENDITURES		TWO YEARS PRIOR ACTUAL	ONE YEAR PRIOR ACTUAL	CURRENT YEAR ACTUAL BUDGET	CURRENT YEAR Y-T-D ACTUAL	PROPOSED BUDGET	INCREASE (DECREASE)
MISCELLANEOUS SERVICES							
520-0501	COMMUNICATIONS	40.00	(40.00)	0.00	120.00	0.00	0.00
520-0510	RENTAL OF EQUIPMENT	0.00	0.00	0.00	0.00	0.00	0.00
520-0513	TRAINING EXPENSE	1,150.00	525.00	325.00	725.00	550.00	225.00
520-0529	CREDIT CARD FEES	0.00	0.00	0.00	0.00	0.00	0.00
520-0530	PROFESSIONAL SERVICES	17,847.00	23,824.72	26,520.00	12,712.73	19,520.00	(7,000.00)
Prosecutor	1 16,020.00					16,020.00	
Alternate Judges	1 3,500.00					3,500.00	
520-0531	WARRANT COLLECTION SERVCE	3,862.58	2,010.80	10,000.00	12,747.54	20,000.00	10,000.00
MSB	1 20,000.00					20,000.00	
520-0540	ADVERTISING	0.00	0.00	0.00	0.00	0.00	0.00
520-0550	TRAVEL EXPENSE	2,102.13	2,315.91	1,571.00	1,219.48	1,610.00	39.00
520-0551	DUES & MEMBERSHIPS	200.00	640.00	580.00	530.00	740.00	160.00
*** CATEGORY TOTAL ***		25,201.71	29,276.43	38,996.00	28,054.75	42,420.00	3,424.00
EQUIPMNT > $5,000 OUTLAY							
520-1003	FURNITURE & FIXTURES	0.00	0.00	0.00	0.00	0.00	0.00
520-1004	MACHINERY & EQUIPMENT	0.00	0.00	0.00	0.00	0.00	0.00
520-1010	SOFTWARE	0.00	0.00	0.00	0.00	0.00	0.00
520-1011	INFORMATION TECHOLOGY	0.00	0.00	0.00	0.00	0.00	0.00
*** CATEGORY TOTAL ***		0.00	0.00	0.00	0.00	0.00	0.00
MISC ADJUSTMENTS							
520-9999	MISC DEPT ADJ	0.00	0.00	0.00	0.00	0.00	0.00
*** CATEGORY TOTAL ***		0.00	0.00	0.00	0.00	0.00	0.00
*** DEPARTMENT TOTAL ***		183,954.25	178,583.44	228,268.00	152,732.77	311,148.00	82,880.00

01 -GENERAL FUND
POLICE

DEPARTMENT EXPENDITURES		TWO YEARS PRIOR ACTUAL	ONE YEAR PRIOR ACTUAL	CURRENT YEAR ACTUAL BUDGET	CURRENT YEAR Y-T-D ACTUAL	CURRENT YEAR PROPOSED BUDGET	INCREASE (DECREASE)
PERSONNEL SERVICES							
521-0010	SUPERVISION	0.00	0.00	0.00	0.00	0.00	0.00
521-0010-01	EXEMPT	75,350.33	77,687.22	79,986.00	86,752.43	80,776.00	790.00
521-0010-02	NON EXEMPT	1,361,824.64	1,487,031.56	1,699,927.00	1,097,130.19	1,697,864.00	(2,063.00)
521-0010-05	CHIEF MARSHAL	0.00	0.00	27,500.00	0.00	0.00	(27,500.00)
521-0040	TEMPORARY EMPLOYEES	105,422.67	211,272.20	277,670.00	227,439.92	140,000.00	(137,670.00)
521-0060	OVERTIME	255,966.03	266,491.14	263,874.00	223,037.02	170,000.00	(93,874.00)
521-0060-01	STONE GARDEN OVERTIME	13,239.91	37,504.45	15,000.00	18,327.55	15,000.00	0.00
521-0060-02	OVERTIME HIDTA	7,235.56	3,030.90	3,000.00	1,009.23	3,000.00	0.00
521-0060-03	BORDER STAR	323.31	25,854.53	30,000.00	33,550.44	30,000.00	0.00
521-0061	ACTING PAY	2,213.07	2,185.60	2,000.00	1,738.74	2,000.00	0.00
521-0065	VACANCY FACTOR	0.00	0.00	0.00	0.00	0.00	0.00
521-0070	MEDICARE	35,321.46	46,490.36	50,635.00	41,454.04	50,072.00	(563.00)
521-0080	TMRS	239,484.08	262,793.72	280,022.00	182,133.62	269,257.00	(10,765.00)
521-0081	GROUP INSURANCE	209,164.69	245,615.96	275,930.00	196,064.79	279,706.00	3,776.00
521-0083	WORKERS COMPENSATION	38,623.68	43,982.28	52,081.00	43,449.88	43,830.00	(8,251.00)
521-0084	UNEMPLOYMENT TAX	1,278.11	9,679.48	7,556.00	1,193.41	6,473.00	(1,083.00)
521-0085	LONGEVITY	19,206.00	20,050.00	22,127.00	21,235.00	22,450.00	323.00
521-0087	HOLIDAY PAY	53,197.45	58,910.49	64,254.00	49,920.20	63,053.00	(1,201.00)
521-0090	MERIT ADJUSTMENTS	0.00	0.00	0.00	0.00	0.00	0.00
*** CATEGORY TOTAL ***		2,417,850.99	2,798,579.89	3,151,562.00	2,224,436.46	2,873,481.00	(278,081.00)
GOODS AND SUPPLIES							
521-0101	OFFICE SUPPLIES	5,738.95	5,834.35	6,000.00	3,745.03	6,000.00	0.00
521-0102	LOCAL MEETINGS	348.02	528.77	1,000.00	1,612.26	1,000.00	0.00
521-0104	FUELS & LUBRICANTS	0.00	0.00	0.00	0.00	0.00	0.00
521-0107	BOOKS & PERIODICALS	222.07	323.75	400.00	60.58	400.00	0.00
521-0109	PHOTOGRAPHIC SUPPLIES	0.00	0.00	0.00	0.00	0.00	0.00
521-0110	K9 SUPPLIES	2,519.02	2,919.82	3,000.00	1,507.48	3,000.00	0.00
521-0111	K9 FOOD	178.92	241.92	1,500.00	227.94	1,500.00	0.00
521-0113	BATTERIES	421.17	534.07	700.00	168.77	700.00	0.00
521-0114	MEDICAL	0.00	0.00	0.00	0.00	0.00	0.00
521-0116	AWARDS	0.00	0.00	0.00	0.00	0.00	0.00
521-0130	WEARING APPAREL	27,497.55	24,750.09	23,100.00	16,324.52	23,100.00	0.00
521-0150	MINOR TOOLS & EQUIPMENT	22,856.74	77,515.73	25,000.00	15,961.85	25,000.00	0.00
521-0161	AMMUNITION & TARGETS	5,050.99	5,034.81	10,000.00	6,415.93	10,000.00	0.00
*** CATEGORY TOTAL ***		64,833.43	117,683.31	70,700.00	46,024.36	70,700.00	0.00

01 -GENERAL FUND

POLICE

DEPARTMENT EXPENDITURES			TWO YEARS PRIOR ACTUAL	ONE YEAR PRIOR ACTUAL	CURRENT YEAR ACTUAL BUDGET	CURRENT YEAR Y-T-D ACTUAL	PROPOSED BUDGET	INCREASE (DECREASE)
REPAIR AND MAINTENANCE								
521-0401	FURNITURE & FIXTURES		0.00	0.00	0.00	537.00	0.00	0.00
521-0410	MACHINERY & EQUIPMENT		13,523.10	16,253.36	15,630.00	16,051.80	25,000.00	9,370.00
	Warranty - Dispatch Con	1	12,000.00				12,000.00	
	Misc	1	5,000.00				5,000.00	
	Tasers	8	1,000.00				8,000.00	
521-0415	SERVICE CONTRACTS		40,796.00	40,958.00	43,806.00	40,622.00	43,806.00	0.00
	Breathilyzer/Intoxilzye	1	10,000.00				10,000.00	
	Reg Radio Fee w/RGV com	1	27,628.00				27,628.00	
	Lexisnexis & Leads Onli	1	2,100.00				2,100.00	
	Leads Online	1	2,000.00				2,000.00	
	DPS Tlets User Fee	1	500.00				500.00	
	Priority Dispatch	1	78.00				78.00	
	Maint for Tlets II	1	1,500.00				1,500.00	
521-0420	MOTOR VEHICLES		0.00	0.00	0.00	0.00	0.00	0.00
521-0421	RADIOS & COMMUNICATIONS		0.00	30.00	2,500.00	509.30	2,500.00	0.00
*** CATEGORY TOTAL ***			54,319.10	57,241.36	61,936.00	57,720.10	71,306.00	9,370.00
MISCELLANEOUS SERVICES								
521-0501	COMMUNICATIONS		5,760.00	8,000.00	11,040.00	5,680.00	11,040.00	0.00
521-0510	RENTAL OF EQUIPMENT		0.00	0.00	0.00	100.00	0.00	0.00
521-0511	AUTO ALLOWANCE		6,600.00	6,600.00	6,600.00	4,400.00	6,600.00	0.00
521-0513	TRAINING EXPENSE		5,853.64	3,923.06	6,000.00	3,979.40	6,000.00	0.00
521-0517	CONFIDENTIAL INFO EXPENSE		0.00	500.00	500.00	500.00	500.00	0.00
521-0530	PROFESSIONAL SERVICES		8,530.45	4,550.39	8,092.00	4,127.56	8,092.00	0.00
521-0531	K9 VET SERVICES		0.00	0.00	0.00	0.00	0.00	0.00
521-0540	ADVERTISING		237.00	0.00	0.00	0.00	0.00	0.00
521-0550	TRAVEL EXPENSE		10,995.51	9,179.35	10,000.00	6,116.02	12,000.00	2,000.00
521-0551	DUES & MEMBERSHIPS		1,738.61	3,098.02	2,003.00	3,200.95	2,003.00	0.00
521-0560	RENTAL		0.00	3,600.00	4,908.00	3,600.00	4,908.00	0.00
521-0570	SUPPORT OF PRISONERS		603.87	432.33	1,000.00	416.14	1,000.00	0.00
521-0571	FOOD FOR PRISONERS		4,380.35	4,936.43	7,000.00	2,377.70	7,000.00	0.00
521-0572	PHYSICAL TRAINING		0.00	0.00	0.00	0.00	0.00	0.00
*** CATEGORY TOTAL ***			44,699.43	44,819.58	57,143.00	34,497.77	59,143.00	2,000.00

01 -GENERAL FUND

POLICE

DEPARTMENT EXPENDITURES		TWO YEARS PRIOR ACTUAL	ONE YEAR PRIOR ACTUAL	CURRENT YEAR ACTUAL BUDGET	CURRENT YEAR Y-T-D ACTUAL	PROPOSED BUDGET	INCREASE (DECREASE)
EQUIPMNT > $5,000 OUTLAY							
521-1001	BUILDINGS & STRUCTURES	0.00	0.00	0.00	0.00	0.00	0.00
521-1003	FURNITURE & FIXTURES	0.00	0.00	0.00	0.00	0.00	0.00
521-1004	MACHINERY & EQUIPMENT	0.00	0.00	0.00	0.00	0.00	0.00
521-1005	RADIO EQUIPMENT	0.00	0.00	0.00	0.00	0.00	0.00
521-1007	MOTOR VEHICLES	0.00	0.00	0.00	0.00	0.00	0.00
521-1010	SOFTWARE	0.00	0.00	0.00	0.00	0.00	0.00
521-1011	INFORMATION TECHNOLOGY	0.00	0.00	0.00	0.00	0.00	0.00
521-1013	OTHER FIN USES - LEASE	0.00	0.00	0.00	0.00	0.00	0.00
*** CATEGORY TOTAL ***		0.00	0.00	0.00	0.00	0.00	0.00
OTHER SERVICES							
521-9045	SPRING BREAK	0.00	0.00	6,370.00	6,370.00	3,000.00	(3,370.00)
*** CATEGORY TOTAL ***		0.00	0.00	6,370.00	6,370.00	3,000.00	(3,370.00)
MISC ADJUSTMENTS							
521-9997	EQUIP. LEASE PAYMENT-PRINCI	55,445.98	57,259.05	59,132.00	59,131.41	61,065.00	1,933.00
RADIO LEASE EQUIP	1 61,065.00					61,065.00	
521-9998	EQUIP. LEASE PAYMENT-INTERE	7,615.82	5,802.75	3,931.00	3,930.39	1,997.00	(1,934.00)
RADIO LEASE EQUIP	1 1,997.00					1,997.00	
521-9999	MISC DEPT ADJ	0.00	0.00	0.00	0.00	0.00	0.00
*** CATEGORY TOTAL ***		63,061.80	63,061.80	63,063.00	63,061.80	63,062.00	(1.00)
*** DEPARTMENT TOTAL ***		2,644,764.75	3,081,385.94	3,410,774.00	2,432,110.49	3,140,692.00	(270,082.00)

PROPOSED BUDGET WORKSHEET

AS OF: JUNE 30TH, 2019

01 -GENERAL FUND

FIRE

DEPARTMENT EXPENDITURES		TWO YEARS PRIOR ACTUAL	ONE YEAR PRIOR ACTUAL	CURRENT YEAR ACTUAL BUDGET	CURRENT YEAR Y-T-D ACTUAL	CURRENT YEAR PROPOSED BUDGET	INCREASE (DECREASE)
PERSONNEL SERVICES							
522-0010	SUPERVISION	0.00	0.00	0.00	0.00	0.00	0.00
522-0010-01	EXEMPT	64,011.07	76,050.00	78,300.00	57,219.26	79,073.00	773.00
522-0010-02	NON EXEMPT	1,187,438.05	1,280,108.39	1,360,047.00	992,596.37	1,378,376.00	18,329.00
522-0010-03	EMS PERSONNEL COST	0.00	0.00	0.00	0.00	0.00	0.00
522-0020	CLERICAL	0.00	0.00	0.00	0.00	0.00	0.00
522-0030	LABOR	0.00	0.00	0.00	0.00	0.00	0.00
522-0040	TEMPORARY	0.00	0.00	0.00	143.10	0.00	0.00
522-0060	OVERTIME	224,170.84	228,103.04	246,886.00	194,679.38	190,000.00	(56,886.00)
522-0061	ACTING PAY	6,732.70	5,821.52	6,800.00	3,451.67	6,800.00	0.00
522-0066	VACANCY FACTOR	0.00	0.00	0.00	0.00	0.00	0.00
522-0070	MEDICARE	22,966.76	23,379.34	31,936.00	19,262.08	32,310.00	374.00
522-0080	TMRS	205,577.68	215,621.98	227,231.00	152,123.99	224,452.00	(2,779.00)
522-0081	GROUP INSURANCE	156,010.63	178,915.55	201,532.00	143,489.14	209,956.00	8,424.00
522-0083	WORKERS COMPENSATION	27,264.09	30,299.76	34,485.00	28,041.18	28,438.00	(6,047.00)
522-0084	UNEMPLOYMENT TAX	661.20	4,400.46	3,792.00	260.24	3,434.00	(358.00)
522-0085	LONGEVITY	8,471.00	8,689.00	11,043.00	10,009.00	11,047.00	4.00
522-0087	HOLIDAY PAY	52,205.69	56,070.69	63,611.00	40,394.12	64,377.00	766.00
522-0090	MERIT ADJUSTMENTS	0.00	0.00	0.00	0.00	0.00	0.00
*** CATEGORY TOTAL ***		1,955,509.71	2,107,459.73	2,265,663.00	1,641,669.53	2,228,263.00	(37,400.00)
GOODS AND SUPPLIES							
522-0101	OFFICE SUPPLIES	3,784.39	2,491.72	3,500.00	3,001.73	3,500.00	0.00
522-0102	LOCAL MEETINGS	993.67	439.57	900.00	575.59	900.00	0.00
522-0104	FUELS & LUBRICANTS	0.00	0.00	0.00	0.00	0.00	0.00
522-0105	CHEMICALS	0.00	294.00	500.00	440.00	500.00	0.00
522-0106	FIRE PREVENTION	2,422.73	1,540.75	2,500.00	1,121.64	2,500.00	0.00
522-0107	BOOKS & PERIODICALS	2,908.16	3,118.43	2,500.00	2,080.75	2,500.00	0.00
522-0113	BATTERIES	304.64	461.19	500.00	150.82	500.00	0.00
522-0114	MEDICAL SUPPLIES	51,526.86	47,005.80	49,812.00	39,433.56	45,000.00	(4,812.00)
522-0117	SAFETY SUPPLIES	7,956.60	17,447.24	27,500.00	5,731.27	18,000.00	(9,500.00)
522-0130	WEARING APPAREL	13,469.97	13,546.56	13,000.00	12,115.12	13,000.00	0.00
522-0150	MINOR TOOLS & EQUIPMENT	7,039.95	14,161.39	17,500.00	8,005.23	27,000.00	9,500.00
522-0160	LAUNDRY & JANITORIAL	3,299.97	2,976.30	3,500.00	3,018.70	3,500.00	0.00
522-0170	DORM AND KITCHEN SUPPLIES	1,248.39	1,754.88	2,000.00	585.25	2,000.00	0.00
522-0172	PHYSICAL AND TRAINING	0.00	97.78	0.00	0.00	0.00	0.00
522-0180	INFORMATION TECHNOLOGY	0.00	0.00	0.00	0.00	0.00	0.00
522-0190	SOFTWARE	0.00	0.00	0.00	0.00	0.00	0.00
*** CATEGORY TOTAL ***		94,955.33	105,335.61	123,712.00	76,259.66	118,900.00	(4,812.00)

01 -GENERAL FUND
FIRE
DEPARTMENT EXPENDITURES

		TWO YEARS PRIOR ACTUAL	ONE YEAR PRIOR ACTUAL	CURRENT YEAR ACTUAL BUDGET	CURRENT YEAR Y-T-D ACTUAL	PROPOSED BUDGET	INCREASE (DECREASE)
REPAIR AND MAINTENANCE							
522-0401	FURNITURE & FIXTURES	0.00	3,319.61	2,440.00	199.96	4,000.00	1,560.00
522-0410	MACHINERY & EQUIPMENT	3,299.42	327.54	3,500.00	2,898.40	3,500.00	0.00
522-0411	BUILDING & STRUCTURES	21,541.67	8,422.36	10,000.00	5,385.36	10,000.00	0.00
522-0415	SERVICE CONTRACTS	8,214.27	12,555.69	8,500.00	6,247.67	8,500.00	0.00
522-0420	MOTOR VEHICLES	0.00	1,549.18	0.00	50.00	0.00	0.00
522-0421	RADIOS & COMMUNICATIONS	1,389.80	2,421.91	6,560.00	6,281.45	5,000.00	(1,560.00)
522-0428	FIRE HYDRANTS	1,575.00	0.00	6,750.00	49.44	6,750.00	0.00
*** CATEGORY TOTAL ***		36,020.16	28,596.29	37,750.00	21,112.28	37,750.00	0.00
MISCELLANEOUS SERVICES							
522-0501	COMMUNICATIONS	5,566.98	4,120.00	4,560.00	3,266.00	4,560.00	0.00
522-0503	ARSON DOG PROGRAM	0.00	1,344.54	1,752.00	433.50	0.00	(1,752.00)
522-0510	RENTAL OF EQUIPMENT	0.00	0.00	0.00	0.00	0.00	0.00
522-0511	AUTO ALLOWANCE	250.00	3,000.00	3,000.00	2,000.00	3,000.00	0.00
522-0513	TRAINING EXPENSE	21,967.08	25,165.32	23,315.00	22,127.14	19,195.00	(4,120.00)
522-0530	PROFESSIONAL SERVICES	11,965.00	16,235.00	12,000.00	9,318.18	12,000.00	0.00
522-0540	ADVERTISING	0.00	0.00	0.00	0.00	0.00	0.00
522-0550	TRAVEL EXPENSE	883.61	13,725.19	10,050.00	6,166.53	10,050.00	0.00
522-0550-001	CC CHARGES-NO RECEIPTS	0.00	0.00	0.00	0.00	0.00	0.00
522-0551	DUES & MEMBERSHIPS	5,512.82	4,296.88	5,000.00	5,590.92	5,000.00	0.00
522-0552	GRANT MATCH - RADIOS	0.00	0.00	0.00	0.00	0.00	0.00
522-0572	PHYSICAL TRAINING	0.00	0.00	0.00	0.00	0.00	0.00
*** CATEGORY TOTAL ***		46,145.49	67,886.93	59,677.00	48,902.27	53,805.00	(5,872.00)
EQUIPMNT > $5,000 OUTLAY							
522-1001	BUILDINGS & STRUCTURES	23,660.00	0.00	0.00	0.00	0.00	0.00
522-1003	FURNITURE & FIXTURES	0.00	0.00	0.00	0.00	0.00	0.00
522-1004	MACHINERY & EQUIPMENT	25,928.12	0.00	338,905.00	338,167.26	0.00	(338,905.00)
522-1005	RADIO EQUIPMENT	0.00	0.00	0.00	0.00	0.00	0.00
522-1007	MOTOR VEHICLES	0.00	0.00	0.00	0.00	0.00	0.00
522-1010	SOFTWARE	0.00	0.00	0.00	0.00	0.00	0.00
522-1015	FIRE HYDRANTS	0.00	0.00	0.00	0.00	0.00	0.00
*** CATEGORY TOTAL ***		49,588.12	0.00	338,905.00	338,167.26	0.00	(338,905.00)

01 -GENERAL FUND

FIRE

DEPARTMENT EXPENDITURES	TWO YEARS PRIOR ACTUAL	ONE YEAR PRIOR ACTUAL	CURRENT YEAR ACTUAL BUDGET	CURRENT YEAR Y-T-D ACTUAL	PROPOSED BUDGET	INCREASE (DECREASE)
OTHER SERVICES						
522-9045 SPRING BREAK	0.00	40,159.28	64,517.00	25,950.04	40,000.00	(24,517.00)
522-9078 EMS BILLING	33,948.11	40,192.59	40,000.00	26,837.81	40,000.00	0.00
*** CATEGORY TOTAL ***	33,948.11	80,351.87	104,517.00	52,787.85	80,000.00	(24,517.00)
MISC ADJUSTMENTS						
522-9999 MISC DEPT ADJ	0.00	0.00	0.00	0.00	0.00	0.00
*** CATEGORY TOTAL ***	0.00	0.00	0.00	0.00	0.00	0.00
*** DEPARTMENT TOTAL ***	2,216,166.92	2,389,630.43	2,930,224.00	2,178,898.85	2,518,718.00	(411,506.00)

PROPOSED BUDGET WORKSHEET

AS OF: JUNE 30TH, 2019

01 -GENERAL FUND

HEALTH/CODE ENFORCEMENT

DEPARTMENT EXPENDITURES		TWO YEARS PRIOR ACTUAL	ONE YEAR PRIOR ACTUAL	CURRENT YEAR ACTUAL BUDGET	CURRENT YEAR Y-T-D ACTUAL	CURRENT YEAR PROPOSED BUDGET	INCREASE (DECREASE)
PERSONNEL SERVICES							
532-0010	SUPERVISION	0.00	0.00	0.00	0.00	0.00	0.00
532-0010-01	EXEMPT	64,866.25	67,999.92	70,040.00	51,183.12	70,740.00	700.00
532-0010-02	NON EXEMPT	146,458.80	156,683.47	161,010.00	112,942.58	165,649.00	4,639.00
532-0020	CLERICAL	0.00	0.00	0.00	0.00	0.00	0.00
532-0030	LABOR	0.00	0.00	0.00	0.00	0.00	0.00
532-0040	PART-TIME	52,803.11	40,198.31	51,500.00	40,244.71	51,500.00	0.00
532-0060	OVERTIME	8,393.91	7,635.34	9,000.00	4,627.95	9,000.00	0.00
532-0065	VACANCY FACTOR	0.00	0.00	0.00	0.00	0.00	0.00
532-0070	MEDICARE	7,175.41	6,541.02	8,674.00	5,777.18	8,775.00	101.00
532-0080	TMRS	28,433.05	30,783.70	32,137.00	20,372.23	32,048.00	(89.00)
532-0081	GROUP INSURANCE	34,349.20	38,725.14	42,135.00	30,840.75	43,885.00	1,750.00
532-0083	WORKERS COMPENSATION	1,480.42	1,628.45	1,697.00	1,424.79	1,411.00	(286.00)
532-0084	UNEMPLOYMENT TAX	937.33	1,452.97	1,640.00	352.11	1,432.00	(208.00)
532-0085	LONGEVITY	1,697.00	1,936.00	2,288.00	2,288.00	2,648.00	360.00
532-0090	MERIT ADJUSTMENTS	0.00	0.00	0.00	0.00	0.00	0.00
*** CATEGORY TOTAL ***		346,594.48	353,584.32	380,121.00	270,053.42	387,088.00	6,967.00
GOODS AND SUPPLIES							
532-0101	OFFICE SUPPLIES	1,629.18	2,983.79	3,700.00	2,353.37	3,700.00	0.00
532-0102	LOCAL MEETINGS	434.24	780.06	600.00	176.01	600.00	0.00
532-0104	FUELS & LUBRICANTS	0.00	0.00	0.00	0.00	0.00	0.00
532-0105	CHEMICALS	25,204.96	17,963.50	16,500.00	16,471.23	26,500.00	10,000.00
532-0106	EDUCATION	0.00	585.89	500.00	599.79	500.00	0.00
532-0107	BOOKS & PERIODICALS	122.00	52.60	400.00	22.00	400.00	0.00
532-0113	BATTERIES	119.84	206.53	300.00	0.00	300.00	0.00
532-0118	PRINTING	1,336.76	2,542.05	2,900.00	1,026.39	2,900.00	0.00
532-0130	WEARING APPAREL	1,764.36	2,879.06	2,966.00	1,778.66	2,966.00	0.00
532-0150	MINOR TOOLS & EQUIPMENT	5,602.36	6,363.26	6,500.00	2,818.77	6,500.00	0.00
532-0172	ANIMAL SUPPLIES	1,421.98	1,639.14	2,000.00	1,019.02	2,000.00	0.00
*** CATEGORY TOTAL ***		37,635.68	35,995.88	36,366.00	26,265.24	46,366.00	10,000.00
REPAIR AND MAINTENANCE							
532-0401	FURNITURE & FIXTURES	0.00	0.00	500.00	0.00	500.00	0.00
532-0410	MACHINERY & EQUIPMENT	0.00	1,821.18	1,122.00	0.00	1,122.00	0.00
532-0416	STREETS AND ROWS	0.00	0.00	0.00	0.00	0.00	0.00
532-0420	MOTOR VEHICLES	0.00	0.00	0.00	0.00	0.00	0.00
532-0421	RADIOS	0.00	199.90	500.00	450.00	500.00	0.00
*** CATEGORY TOTAL ***		0.00	2,021.08	2,122.00	450.00	2,122.00	0.00

PROPOSED BUDGET WORKSHEET

AS OF: JUNE 30TH, 2019

01 -GENERAL FUND

HEALTH/CODE ENFORCEMENT

DEPARTMENT EXPENDITURES		TWO YEARS PRIOR ACTUAL	ONE YEAR PRIOR ACTUAL	CURRENT YEAR ACTUAL BUDGET	CURRENT YEAR Y-T-D ACTUAL	PROPOSED BUDGET	INCREASE (DECREASE)
MISCELLANEOUS SERVICES							
532-0501	COMMUNICATIONS	5,160.00	5,520.00	5,040.00	3,520.00	5,520.00	480.00
532-0510	RENTAL OF EQUIPMENT	5,900.00	10,758.00	12,375.00	9,251.25	12,375.00	0.00
532-0511	AUTO ALLOWANCE	0.00	0.00	0.00	0.00	0.00	0.00
532-0513	TRAINING EXPENSE	1,856.00	2,129.02	2,004.00	1,785.00	2,004.00	0.00
532-0530	PROFESSIONAL SERVICES	475.00	36.00	400.00	378.18	400.00	0.00
532-0531	ANIMAL CONTROL	0.00	51.60	500.00	102.40	500.00	0.00
532-0540	ADVERTISING	2,457.49	1,404.08	3,000.00	565.00	3,000.00	0.00
532-0545	LOT MOWING	14,031.09	9,264.17	11,000.00	3,422.00	11,000.00	0.00
532-0550	TRAVEL EXPENSE	4,345.10	3,910.99	5,031.00	4,359.74	5,031.00	0.00
532-0551	DUES & MEMBERSHIPS	2,519.94	1,197.94	3,070.00	1,503.88	3,070.00	0.00
532-0560	RENTAL	0.00	0.00	0.00	0.00	0.00	0.00
*** CATEGORY TOTAL ***		36,744.62	34,271.80	42,420.00	24,887.45	42,900.00	480.00
EQUIPMNT > $5,000 OUTLAY							
532-1003	FURNITURE AND FIXTURES	0.00	0.00	0.00	0.00	0.00	0.00
532-1004	MACHINERY & EQUIPMENT	11,219.95	0.00	0.00	0.00	0.00	0.00
532-1005	RADIO EQUIPMENT	0.00	0.00	0.00	0.00	0.00	0.00
532-1007	MOTOR VEHICLES	0.00	0.00	0.00	0.00	0.00	0.00
*** CATEGORY TOTAL ***		11,219.95	0.00	0.00	0.00	0.00	0.00
SPECIAL PROJECTS							
532-9186	KEEP SPI BEAUTIFUL	1,109.08	517.64	1,000.00	64.75	1,000.00	0.00
*** CATEGORY TOTAL ***		1,109.08	517.64	1,000.00	64.75	1,000.00	0.00
MISC ADJUSTMENTS							
532-9999	MISC DEPT ADJ	0.00	0.00	0.00	0.00	0.00	0.00
*** CATEGORY TOTAL ***		0.00	0.00	0.00	0.00	0.00	0.00
*** DEPARTMENT TOTAL ***		433,303.81	426,390.72	462,029.00	321,720.86	479,476.00	17,447.00

PROPOSED BUDGET WORKSHEET

AS OF: JUNE 30TH, 2019

01 -GENERAL FUND

FLEET MANAGEMENT

DEPARTMENT EXPENDITURES		TWO YEARS PRIOR ACTUAL	ONE YEAR PRIOR ACTUAL	CURRENT YEAR ACTUAL BUDGET	CURRENT YEAR Y-T-D ACTUAL	CURRENT YEAR PROPOSED BUDGET	INCREASE (DECREASE)
PERSONNEL SERVICES							
540-0010	SUPERVISION	0.00	0.00	0.00	0.00	0.00	0.00
540-0010-01	EXEMPT	0.00	0.00	0.00	0.00	0.00	0.00
540-0010-02	NON EXEMPT	70,717.67	72,511.26	74,273.00	54,991.40	75,017.00	744.00
540-0030	LABOR	0.00	0.00	0.00	0.00	0.00	0.00
540-0040	PART TIME EMPLOYEES	0.00	0.00	0.00	0.00	6,000.00	6,000.00
540-0041	EMERGENCY VEHICLE TECHNICIA	0.00	0.00	0.00	0.00	0.00	0.00
540-0060	OVERTIME	3,311.10	4,016.18	5,000.00	4,640.57	5,000.00	0.00
540-0065	VACANCY FACTOR	0.00	0.00	0.00	0.00	0.00	0.00
540-0070	MEDICARE	1,108.23	1,127.00	1,490.00	920.07	1,989.00	499.00
540-0080	TMRS	9,770.73	10,159.58	10,613.00	7,210.95	10,450.00	(163.00)
540-0081	GROUP INSURANCE	11,652.94	13,035.22	14,377.00	10,435.68	14,975.00	598.00
540-0083	WORKERS COMPENSATION	1,752.63	1,866.84	2,015.00	1,688.78	1,783.00	(232.00)
540-0084	UNEMPLOYMENT TAX	18.00	324.00	284.00	17.53	330.00	46.00
540-0085	LONGEVITY	804.00	983.54	1,044.00	1,044.00	1,164.00	120.00
540-0090	MERIT ADJUSTMENTS	0.00	0.00	0.00	0.00	0.00	0.00
*** CATEGORY TOTAL ***		99,135.30	104,023.62	109,096.00	80,948.98	116,708.00	7,612.00
GOODS AND SUPPLIES							
540-0101	OFFICE SUPPLIES	78.64	99.93	150.00	158.16	150.00	0.00
540-0104-01	FUEL & LUBRICANTS PD	48,538.10	60,610.49	75,000.00	36,882.21	70,000.00	(5,000.00)
540-0104-02	FUEL & LUBRICANTS FIRE	8,164.12	8,399.18	12,000.00	4,356.71	12,000.00	0.00
540-0104-03	FUEL & LUBRICANTS PW	22,517.09	28,284.35	30,000.00	17,351.82	30,000.00	0.00
540-0104-04	FUEL & LUBRICANTS EHS	8,788.77	12,820.96	10,000.00	6,144.54	13,000.00	3,000.00
540-0104-05	FUEL & LUBRICANTS EMS	13,124.69	15,968.91	18,000.00	7,377.11	18,000.00	0.00
540-0107	BOOKS & PERIODICALS	0.00	0.00	350.00	209.78	0.00	(350.00)
540-0111	TIRES & TUBES	0.00	0.00	0.00	0.00	0.00	0.00
540-0111-01	TIRES & TUBES PD	5,704.28	4,021.94	7,000.00	2,787.90	7,000.00	0.00
540-0111-02	TIRES & TUBES FD	1,732.45	1,860.80	4,000.00	3,238.55	4,000.00	0.00
540-0111-03	TIRES & TUBES PW	2,840.82	1,190.29	3,000.00	169.95	1,500.00	(1,500.00)
540-0111-04	TIRES & TUBES CE	2,072.75	1,005.56	2,000.00	606.80	2,000.00	0.00
540-0111-05	TIRES & TUBES EM	861.00	1,452.00	3,500.00	342.50	3,500.00	0.00
540-0113	BATTERIES	0.00	260.74	0.00	0.00	0.00	0.00
540-0113-01	BATTERIES PD	1,970.45	696.32	2,000.00	1,280.51	2,000.00	0.00
540-0113-02	BATTERIDS FD	1,158.64	569.10	1,600.00	453.16	1,000.00	(600.00)
540-0113-03	BATTERIES PW	596.38	0.00	700.00	41.19	700.00	0.00
540-0113-04	BATTERIES CE	786.17	522.69	700.00	752.22	700.00	0.00
540-0113-05	BATTERRIES EMS	246.64	431.84	1,200.00	463.46	1,200.00	0.00
540-0130	WEARING APPAREL/UNIFORMS	2,026.85	1,228.18	1,800.00	1,446.27	1,800.00	0.00
540-0150	MINOR TOOLS & EQUIPMENT	5,891.70	6,651.98	3,350.00	4,525.12	3,350.00	0.00
540-0180	INFORMATION TECHNOLOGY	0.00	0.00	0.00	0.00	0.00	0.00
540-0190	SOFTWARE	0.00	0.00	0.00	0.00	0.00	0.00
*** CATEGORY TOTAL ***		127,099.54	146,075.26	176,350.00	88,587.96	171,900.00	(4,450.00)

01 -GENERAL FUND
FLEET MANAGEMENT
DEPARTMENT EXPENDITURES

		TWO YEARS PRIOR ACTUAL	ONE YEAR PRIOR ACTUAL	CURRENT YEAR ACTUAL BUDGET	CURRENT YEAR Y-T-D ACTUAL	CURRENT YEAR PROPOSED BUDGET	INCREASE (DECREASE)
REPAIR AND MAINTENANCE							
540-0410	MACHINERY & EQUIPMENT	11,071.39	12,373.61	13,500.00	11,491.26	10,000.00	(3,500.00)
540-0415	SERVICE CONTRACTS	0.00	0.00	0.00	0.00	12,000.00	12,000.00
540-0420	MOTOR VEHICLES	836.10	0.00	0.00	(39.00)	0.00	0.00
540-0420-01	REPAIRS & MAINT.- PD	73,354.24	75,900.77	55,886.00	50,180.58	51,000.00	(4,886.00)
540-0420-02	REPAIRS & MAINT.- FI	60,617.94	34,102.85	38,884.00	33,824.57	22,000.00	(16,884.00)
540-0420-03	REPAIRS & MAINT.- PW	23,002.31	31,097.32	33,884.00	28,997.17	24,000.00	(9,884.00)
540-0420-04	REPAIRS & MAINT.- CO	25,316.25	21,787.21	15,000.00	9,708.01	15,000.00	0.00
540-0420-05	REPAIRS & MAINT.- BM	0.00	0.00	0.00	0.00	0.00	0.00
540-0420-06	GENERATORS	2,642.26	965.65	4,000.00	0.00	4,000.00	0.00
540-0420-07	REPAIRS & MAINT.- EMS	15,703.99	35,563.06	5,346.00	4,345.96	20,000.00	14,654.00
*** CATEGORY TOTAL ***		212,544.48	211,790.47	166,500.00	138,508.55	158,000.00	(8,500.00)
MISCELLANEOUS SERVICES							
540-0501	COMMUNICATIONS	880.00	960.00	1,200.00	640.00	1,200.00	0.00
540-0510	RENTAL OF EQUIPMENT	0.00	0.00	20,000.00	16,011.05	0.00	(20,000.00)
540-0513	TRAINING EXPENSE	118.00	801.50	844.00	253.22	648.00	(196.00)
540-0550	TRAVEL EXPENSE	574.91	177.35	320.00	0.00	360.00	40.00
540-0551	DUES & MENBERSHIPS	0.00	0.00	60.00	30.00	60.00	0.00
*** CATEGORY TOTAL ***		1,572.91	1,938.85	22,424.00	16,934.27	2,268.00	(20,156.00)
EQUIPMNT > $5,000 OUTLAY							
540-1004	MACHINERY & EQUIPMENT	0.00	50,881.00	16,100.00	0.00	0.00	(16,100.00)
540-1005	RADIO EQUIPMENT	0.00	0.00	0.00	0.00	0.00	0.00
540-1007	MOTOR VEHICLES	125,142.43	766,612.05	257,187.00	228,905.94	80,000.00	(177,187.00)
	EHS - F150 1 35,000.00					35,000.00	
	PD - TAHOE 1 40,000.00					40,000.00	
	PW - USED VEHICLE 1 5,000.00					5,000.00	
540-1013	OTHER FIN USES-LEASE PURCHA	0.00	0.00	0.00	0.00	0.00	0.00
*** CATEGORY TOTAL ***		125,142.43	817,493.05	273,287.00	228,905.94	80,000.00	(193,287.00)
MISC ADJUSTMENTS							
540-9996	LEASE - FEES	1,702.32	26,131.62	0.00	0.00	0.00	0.00
540-9997	LEASE PAYMENT PRINCIPAL	188,212.91	121,848.88	83,673.00	83,672.29	68,518.00	(15,155.00)
	FIRE TRUCK & LADDER 1 48,518.00					48,518.00	
	JOHN DEERE BACKHOE LOAD 1 20,000.00					20,000.00	
540-9998	LEASE PAYMENT - INTEREST	25,281.71	13,105.96	6,664.00	6,663.29	4,360.00	(2,304.00)
	FIRE TRUCK & LADDER 1 4,360.00					4,360.00	
540-9999	MISC DEPT ADJ	0.00	0.00	0.00	0.00	0.00	0.00
*** CATEGORY TOTAL ***		215,196.94	161,086.46	90,337.00	90,335.58	72,878.00	(17,459.00)
*** DEPARTMENT TOTAL ***		780,691.60	1,442,407.71	837,994.00	644,221.28	601,754.00	(236,240.00)

01 -GENERAL FUND
FACILITIES & GROUNDS MTN
DEPARTMENT EXPENDITURES

		TWO YEARS PRIOR ACTUAL	ONE YEAR PRIOR ACTUAL	CURRENT YEAR ACTUAL BUDGET	CURRENT YEAR Y-T-D ACTUAL	PROPOSED BUDGET	INCREASE (DECREASE)
PERSONNEL SERVICES							
541-0010	SUPERVISION	0.00	0.00	0.00	0.00	0.00	0.00
541-0010-01	EXEMPT	24,245.45	0.00	0.00	2,337.31	0.00	0.00
541-0010-02	NON EXEMPT	44,792.81	45,180.20	47,381.00	33,327.62	47,835.00	454.00
541-0030	LABOR	0.00	0.00	0.00	0.00	0.00	0.00
541-0040	TEMPORARY EMPLOYEES	0.00	0.00	0.00	0.00	0.00	0.00
541-0060	OVERTIME	3,101.21	3,496.09	5,000.00	4,314.42	5,000.00	0.00
541-0065	VACANCY FACTOR	0.00	0.00	0.00	0.00	0.00	0.00
541-0070	MEDICARE	1,057.92	686.34	985.00	539.81	993.00	8.00
541-0080	TMRS	9,652.80	6,547.00	7,013.00	4,596.78	6,900.00	(113.00)
541-0081	GROUP INSURANCE	13,457.31	12,433.19	14,218.00	10,277.38	14,811.00	593.00
541-0083	WORKERS COMPENSATION	2,580.43	1,483.64	1,758.00	1,468.01	1,447.00	(311.00)
541-0084	UNEMPLOYMENT TAX	27.00	324.00	284.00	113.84	248.00	(36.00)
541-0085	LONGEVITY	1,138.00	824.00	944.00	454.00	529.00	(415.00)
541-0090	MERIT ADJUSTMENTS	0.00	0.00	0.00	0.00	0.00	0.00
*** CATEGORY TOTAL ***		100,052.93	70,974.46	77,583.00	57,429.17	77,763.00	180.00
GOODS AND SUPPLIES							
541-0101	OFFICE SUPPLIES	127.03	313.44	254.00	253.96	200.00	(54.00)
541-0105	CHEMICALS	42.93	0.00	150.00	0.00	150.00	0.00
541-0107	BOOKS & PUBLICATIONS	0.00	0.00	0.00	0.00	0.00	0.00
541-0110	FLAGS	1,826.91	463.31	250.00	0.00	250.00	0.00
541-0115	LAMPS & GLOBES	1,835.15	1,375.23	2,000.00	1,128.72	2,000.00	0.00
541-0117	SAFETY SUPPLIES	0.00	0.00	300.00	0.00	300.00	0.00
541-0130	WEARING APPAREL/UNIFORMS	1,470.05	1,257.40	1,700.00	974.32	1,700.00	0.00
541-0150	MINOR TOOLS & EQUIPMENT	2,191.12	2,651.49	2,500.00	3,233.77	2,500.00	0.00
541-0160	LAUNDRY & JANITORIAL	15,935.80	17,598.24	14,146.00	14,022.95	18,500.00	4,354.00
*** CATEGORY TOTAL ***		23,428.99	23,659.11	21,300.00	19,613.72	25,600.00	4,300.00
REPAIR AND MAINTENANCE							
541-0401	FURNITURE & FIXTURES	0.00	0.00	400.00	0.00	0.00	(400.00)
541-0410	MACHINERY & EQUIPMENT	20,793.01	14,457.51	20,480.00	11,490.75	18,000.00	(2,480.00)
541-0411	BUILDINGS & STRUCTURES	16,243.76	11,722.22	10,400.00	10,150.12	17,495.00	7,095.00
541-0412	LANDSCAPE	0.00	0.00	0.00	288.30	0.00	0.00
541-0415	SERVICE CONTRACTS	28,207.28	21,164.60	36,550.00	15,916.21	28,035.00	(8,515.00)
	CHILLER MAINT 1	5,415.00				5,415.00	
	SPRINKLER & FIRE ALARM 1	2,100.00				2,100.00	
	ELEVATORS 1	6,840.00				6,840.00	
	CHILLER WATER TREATMENT 1	3,720.00				3,720.00	
	PEST CONTROL 1	2,490.00				2,490.00	

01 -GENERAL FUND
FACILITIES & GROUNDS MTN
DEPARTMENT EXPENDITURES

			TWO YEARS PRIOR ACTUAL	ONE YEAR PRIOR ACTUAL	CURRENT YEAR ACTUAL BUDGET	CURRENT YEAR Y-T-D ACTUAL	PROPOSED BUDGET	INCREASE (DECREASE)
	FIRE EXT	1	400.00				400.00	
	ICE MACHINE RENTAL	1	1,200.00				1,200.00	
	GENERATOR MAINT-CITY HA	1	2,605.00				2,605.00	
	GENERATOR MAINT-FIRE	1	2,605.00				2,605.00	
	FIRE SYSTEM MONITORING	1	660.00				660.00	
541-0427	PLUMBING		668.42	986.38	1,000.00	713.41	1,000.00	0.00
*** CATEGORY TOTAL ***			65,912.47	48,330.71	68,830.00	38,558.79	64,530.00	(4,300.00)
MISCELLANEOUS SERVICES								
541-0501	COMMUNICATIONS		600.00	480.00	960.00	640.00	960.00	0.00
541-0513	TRAINING		0.00	5.00	200.00	20.28	200.00	0.00
541-0530	PROFESSIONAL SERVICES		0.00	0.00	200.00	22.73	0.00	(200.00)
541-0550	TRAVEL EXPENSE		370.49	0.00	0.00	0.00	200.00	200.00
*** CATEGORY TOTAL ***			970.49	485.00	1,360.00	683.01	1,360.00	0.00
EQUIPMNT > $5,000 OUTLAY								
541-1001	BUILDINGS & STRUCTURES		0.00	0.00	0.00	0.00	0.00	0.00
541-1004	MACHINERY & EQUIPMENT		0.00	0.00	0.00	0.00	0.00	0.00
*** CATEGORY TOTAL ***			0.00	0.00	0.00	0.00	0.00	0.00
MISC ADJUSTMENTS								
541-9999	MISC DEPT ADJ		0.00	0.00	0.00	0.00	0.00	0.00
*** CATEGORY TOTAL ***			0.00	0.00	0.00	0.00	0.00	0.00
*** DEPARTMENT TOTAL ***			190,364.88	143,449.28	169,073.00	116,284.69	169,253.00	180.00

PROPOSED BUDGET WORKSHEET

AS OF: JUNE 30TH, 2019

01 -GENERAL FUND

INSPECTIONS

DEPARTMENT EXPENDITURES		TWO YEARS PRIOR ACTUAL	ONE YEAR PRIOR ACTUAL	CURRENT YEAR ACTUAL BUDGET	CURRENT YEAR Y-T-D ACTUAL	CURRENT YEAR PROPOSED BUDGET	INCREASE (DECREASE)
PERSONNEL SERVICES							
542-0010	SUPERVISION	0.00	0.00	0.00	0.00	0.00	0.00
542-0010-01	EXEMPT	66,690.37	58,999.98	60,770.00	42,082.17	61,378.00	608.00
542-0010-02	NON EXEMPT	67,022.93	69,002.79	71,203.00	51,976.15	71,915.00	712.00
542-0020	CLERICAL	0.00	0.00	0.00	0.00	0.00	0.00
542-0030	LABOR	0.00	0.00	0.00	0.00	0.00	0.00
542-0060	OVERTIME	802.23	670.47	1,500.00	339.67	1,500.00	0.00
542-0065	VACANCY FACTOR	0.00	0.00	0.00	0.00	0.00	0.00
542-0070	MEDICARE	2,113.89	1,970.94	2,509.00	1,591.90	2,534.00	25.00
542-0080	TMRS	19,178.10	18,362.18	17,869.00	12,804.17	17,604.00	(265.00)
542-0081	GROUP INSURANCE	16,962.45	19,829.88	21,637.00	15,796.71	22,537.00	900.00
542-0083	WORKERS COMPENSATION	657.79	665.22	706.00	592.25	582.00	(124.00)
542-0084	UNEMPLOYMENT TAX	36.00	486.00	425.00	25.60	371.00	(54.00)
542-0085	LONGEVITY	3,878.00	2,267.00	2,447.00	2,447.00	2,627.00	180.00
542-0090	MERIT ADJUSTMENTS	0.00	0.00	0.00	0.00	0.00	0.00
*** CATEGORY TOTAL ***		177,341.76	172,254.46	179,066.00	127,655.62	181,048.00	1,982.00
GOODS AND SUPPLIES							
542-0101	OFFICE SUPPLIES	934.55	1,217.65	800.00	726.99	800.00	0.00
542-0102	LOCAL MEETINGS	0.00	0.00	1,000.00	0.00	1,000.00	0.00
542-0107	BOOKS & PERIODICALS	99.00	775.84	500.00	193.70	500.00	0.00
542-0118	PRINTING	0.00	0.00	200.00	0.00	200.00	0.00
542-0130	WEARING APPAREL	0.00	9.29	0.00	0.00	0.00	0.00
542-0150	MINOR TOOLS & EQUIPMENT	193.24	30.60	300.00	65.90	300.00	0.00
542-0180	INFORMATION TECHNOLOGY	0.00	0.00	0.00	0.00	0.00	0.00
*** CATEGORY TOTAL ***		1,226.79	2,033.38	2,800.00	986.59	2,800.00	0.00
REPAIR AND MAINTENANCE							
542-0401	FURNITURE & FIXTURES	0.00	561.49	700.00	0.00	700.00	0.00
542-0410	MACHINERY & EQUIPMENT	0.00	0.00	0.00	0.00	0.00	0.00
*** CATEGORY TOTAL ***		0.00	561.49	700.00	0.00	700.00	0.00

01 -GENERAL FUND
INSPECTIONS

DEPARTMENT EXPENDITURES		TWO YEARS PRIOR ACTUAL	ONE YEAR PRIOR ACTUAL	CURRENT YEAR ACTUAL BUDGET	CURRENT YEAR Y-T-D ACTUAL	PROPOSED BUDGET	INCREASE (DECREASE)
MISCELLANEOUS SERVICES							
542-0501	COMMUNICATIONS	1,300.00	1,680.00	1,680.00	1,120.00	1,680.00	0.00
542-0511	AUTO ALLOWANCE	7,200.00	10,000.00	9,600.00	6,400.00	9,600.00	0.00
542-0513	TRAINING EXPENSE	2,376.00	651.70	2,875.00	986.00	2,875.00	0.00
542-0530	PROFESSIONAL SERVICES	0.00	350.00	1,000.00	1,034.09	1,000.00	0.00
542-0540	ADVERTISING	0.00	0.00	0.00	0.00	0.00	0.00
542-0550	TRAVEL EXPENSE	3,514.30	3,995.54	5,744.00	1,216.78	5,744.00	0.00
542-0551	DUES & MEMBERSHIPS	536.94	325.00	930.00	730.00	930.00	0.00
*** CATEGORY TOTAL ***		14,927.24	17,002.24	21,829.00	11,486.87	21,829.00	0.00
EQUIPMNT > $5,000 OUTLAY							
542-1003	FURNITURE & FIXTURES	0.00	0.00	0.00	0.00	0.00	0.00
542-1004	MACHINERY & EQUIPMENT	0.00	0.00	0.00	0.00	0.00	0.00
542-1010	SOFTWARE	0.00	0.00	0.00	0.00	0.00	0.00
*** CATEGORY TOTAL ***		0.00	0.00	0.00	0.00	0.00	0.00
MISC ADJUSTMENTS							
542-9999	MISC DEPT ADJ	0.00	0.00	0.00	0.00	0.00	0.00
*** CATEGORY TOTAL ***		0.00	0.00	0.00	0.00	0.00	0.00
*** DEPARTMENT TOTAL ***		193,495.79	191,851.57	204,395.00	140,129.08	206,377.00	1,982.00

PROPOSED BUDGET WORKSHEET

AS OF: JUNE 30TH, 2019

01 -GENERAL FUND

PUBLIC WORKS

DEPARTMENT EXPENDITURES		TWO YEARS PRIOR ACTUAL	ONE YEAR PRIOR ACTUAL	CURRENT YEAR ACTUAL BUDGET	CURRENT YEAR Y-T-D ACTUAL	PROPOSED BUDGET	INCREASE (DECREASE)
PERSONNEL SERVICES							
543-0010	SUPERVISION	0.00	0.00	0.00	0.00	0.00	0.00
543-0010-01	EXEMPT	108,554.80	144,372.13	148,783.00	108,726.14	150,271.00	1,488.00
543-0010-02	NON EXEMPT	443,892.63	482,453.02	499,526.00	367,078.06	506,559.00	7,033.00
543-0020	CLERICAL	0.00	0.00	0.00	0.00	0.00	0.00
543-0030	LABOR	0.00	0.00	0.00	0.00	0.00	0.00
543-0040	TEMPORARY EMPLOYEES	46,731.00	32,302.25	45,000.00	33,429.80	45,000.00	0.00
543-0060	OVERTIME	38,583.00	34,930.66	35,000.00	24,579.71	35,000.00	0.00
543-0065	VACANCY FACTOR	0.00	0.00	0.00	0.00	0.00	0.00
543-0070	MEDICARE	12,284.09	12,235.89	16,482.00	10,152.46	16,642.00	160.00
543-0080	TMRS	76,919.75	87,805.78	91,478.00	60,189.39	90,353.00	(1,125.00)
543-0081	GROUP INSURANCE	105,035.71	133,524.21	142,151.00	104,544.05	148,038.00	5,887.00
543-0083	WORKERS COMPENSATION	16,780.58	17,856.29	19,097.00	16,012.44	15,723.00	(3,374.00)
543-0084	UNEMPLOYMENT TAX	568.64	3,659.47	3,522.00	530.49	3,075.00	(447.00)
543-0085	LONGEVITY	8,654.00	7,449.00	8,771.00	8,168.00	7,942.00	(829.00)
543-0090	MERIT ADJUSTMENTS	0.00	0.00	0.00	0.00	0.00	0.00
*** CATEGORY TOTAL ***		858,004.20	956,588.70	1,009,810.00	733,410.54	1,018,603.00	8,793.00
GOODS AND SUPPLIES							
543-0101	OFFICE SUPPLIES	1,329.84	972.19	1,500.00	1,269.56	1,500.00	0.00
543-0102	LOCAL MEETINGS	606.82	739.28	850.00	453.43	850.00	0.00
543-0104	FUELS & LUBRICANTS	11.47	0.00	0.00	27.48	0.00	0.00
543-0105	CHEMICALS	0.00	0.00	0.00	0.00	0.00	0.00
543-0107	BOOKS & PERIODICALS	122.96	861.50	790.00	582.18	500.00	(290.00)
543-0111	TIRES & TUBES	0.00	0.00	0.00	0.00	0.00	0.00
543-0112	SIGNS	8,970.25	14,087.92	12,000.00	6,038.62	12,000.00	0.00
543-0115	LAMPS & GLOBES	89.75	0.00	0.00	0.00	0.00	0.00
543-0117	SAFETY SUPPLIES	931.72	1,214.03	1,000.00	389.71	1,000.00	0.00
543-0118	PRINTING	0.00	0.00	100.00	60.88	100.00	0.00
543-0130	WEARING APPAREL/UNIFORMS	14,548.98	16,882.16	16,000.00	10,294.21	16,000.00	0.00
543-0150	MINOR TOOLS & EQUIPMENT	10,019.00	9,853.84	7,550.00	7,822.92	6,570.00	(980.00)
543-0160	LAUNDRY & JANITORIAL	0.00	0.00	0.00	368.11	0.00	0.00
543-0180	INFORMATION TECHNOLOGY	0.00	0.00	0.00	0.00	0.00	0.00
543-0190	SOFTWARE	0.00	0.00	0.00	0.00	0.00	0.00
*** CATEGORY TOTAL ***		36,630.79	44,610.92	39,790.00	27,307.10	38,520.00	(1,270.00)

01 -GENERAL FUND
PUBLIC WORKS
DEPARTMENT EXPENDITURES

		TWO YEARS PRIOR ACTUAL	ONE YEAR PRIOR ACTUAL	CURRENT YEAR ACTUAL BUDGET	CURRENT YEAR Y-T-D ACTUAL	PROPOSED BUDGET	INCREASE (DECREASE)
REPAIR AND MAINTENANCE							
543-0401	FURNITURE & FIXTURES	0.00	0.00	1,000.00	1,032.86	200.00	(800.00)
543-0410	MACHINERY & EQUIPMENT	8,277.49	6,422.12	5,744.00	4,316.21	6,000.00	256.00
543-0411	BUILDINGS & STRUCTURES	1,833.91	443.03	27,000.00	19,385.50	0.00	(27,000.00)
543-0412	LANDSCAPE	72,957.69	54,092.77	28,000.00	16,519.10	50,000.00	22,000.00
543-0413	PADRE BLVD MEDIANS	0.00	276.56	0.00	398.59	0.00	0.00
543-0416	STREETS & RIGHT OF WAYS	29,232.57	40,342.32	40,508.00	33,752.46	51,240.00	10,732.00
543-0417	STORM SEWERS	17,600.00	21,122.80	61,000.00	3,440.00	25,000.00	(36,000.00)
543-0420	MOTOR VEHICLES	121.90	0.00	0.00	0.00	0.00	0.00
543-0421	RADIOS & COMMUNICATIONS	0.00	0.00	0.00	0.00	0.00	0.00
543-0427	PLUMBING	21.77	0.00	0.00	64.95	0.00	0.00
543-0432	CAUSEWAY LIGHTS	4,237.54	16,600.18	13,500.00	12,913.22	13,500.00	0.00
543-0433	PARKS REPAIRS & MAINT	11,164.52	9,119.96	0.00	0.00	0.00	0.00
*** CATEGORY TOTAL ***		145,447.39	148,419.74	176,752.00	91,822.89	145,940.00	(30,812.00)
MISCELLANEOUS SERVICES							
543-0501	COMMUNICATIONS	3,560.00	4,320.00	4,800.00	2,840.00	4,800.00	0.00
543-0510	RENTAL OF EQUIPMENT	5,122.73	28,643.74	5,000.00	222.66	5,000.00	0.00
543-0511	AUTO ALLOWANCE	9,950.00	8,600.00	9,000.00	6,000.00	9,000.00	0.00
543-0513	TRAINING EXPENSE	2,233.00	3,237.93	2,555.00	1,190.03	2,605.00	50.00
543-0530	PROFESSIONAL SERVICES	1,400.00	0.00	0.00	250.00	0.00	0.00
543-0540	ADVERTISING	928.00	773.56	1,000.00	729.75	1,000.00	0.00
543-0550	TRAVEL EXPENSE	1,877.88	1,091.91	4,280.00	280.00	4,210.00	(70.00)
543-0550-001	CC CHARGES-NO RECEIPTS	0.00	0.00	0.00	0.00	0.00	0.00
543-0551	DUES & MEMBERSHIPS	507.00	978.98	1,103.00	979.92	1,103.00	0.00
*** CATEGORY TOTAL ***		25,578.61	47,646.12	27,738.00	12,492.36	27,718.00	(20.00)
EQUIPMNT > $5,000 OUTLAY							
543-1003	FURNITURE & FIXTURES	0.00	0.00	0.00	0.00	0.00	0.00
543-1004	MACHINERY & EQUIPMENT	0.00	0.00	79,000.00	8,507.72	0.00	(79,000.00)
543-1005	RADIO EQUIPMENT	0.00	0.00	0.00	0.00	0.00	0.00
543-1007	MOTOR VEHICLES	0.00	0.00	0.00	375.00	0.00	0.00
543-1009	STREETS/SIDEWALKS	0.00	0.00	2,492.00	2,491.75	0.00	(2,492.00)
*** CATEGORY TOTAL ***		0.00	0.00	81,492.00	11,374.47	0.00	(81,492.00)

01 -GENERAL FUND
PUBLIC WORKS
DEPARTMENT EXPENDITURES

	TWO YEARS PRIOR ACTUAL	ONE YEAR PRIOR ACTUAL	CURRENT YEAR ACTUAL BUDGET	CURRENT YEAR Y-T-D ACTUAL	PROPOSED BUDGET	INCREASE (DECREASE)
OTHER SERVICES						
543-9045 SPRING BREAK	0.00	0.00	11,406.00	11,406.33	10,000.00	(1,406.00)
*** CATEGORY TOTAL ***	0.00	0.00	11,406.00	11,406.33	10,000.00	(1,406.00)
MISC ADJUSTMENTS						
543-9999 MISC DEPT ADJ	0.00	0.00	0.00	0.00	0.00	0.00
*** CATEGORY TOTAL ***	0.00	0.00	0.00	0.00	0.00	0.00
*** DEPARTMENT TOTAL ***	1,065,660.99	1,197,265.48	1,346,988.00	887,813.69	1,240,781.00	(106,207.00)

PROPOSED BUDGET WORKSHEET

AS OF: JUNE 30TH, 2019

01 -GENERAL FUND

EMERGENCY MANAGEMENT

DEPARTMENT EXPENDITURES		TWO YEARS PRIOR ACTUAL	ONE YEAR PRIOR ACTUAL	CURRENT YEAR ACTUAL BUDGET	CURRENT YEAR Y-T-D ACTUAL	CURRENT YEAR PROPOSED BUDGET	INCREASE (DECREASE)
GOODS AND SUPPLIES							
544-0101	OFFICE SUPPLIES	0.00	0.00	0.00	0.00	0.00	0.00
544-0102	LOCAL MEETINGS	0.00	157.97	0.00	0.00	0.00	0.00
544-0150	MINOR TOOLS & EQUIPMENT	595.54	3,649.73	2,000.00	477.76	3,500.00	1,500.00
*** CATEGORY TOTAL ***		595.54	3,807.70	2,000.00	477.76	3,500.00	1,500.00
REPAIR AND MAINTENANCE							
544-0410	MACHINERY & EQUIPMENT	3,700.00	0.00	2,500.00	0.00	2,500.00	0.00
544-0415	SERVICE CONTRACTS	2,195.00	4,339.74	6,015.00	3,605.21	4,515.00	(1,500.00)
SWIFT 911	0	0.00				4,515.00	
*** CATEGORY TOTAL ***		5,895.00	4,339.74	8,515.00	3,605.21	7,015.00	(1,500.00)
MISCELLANEOUS SERVICES							
544-0501	COMMUNICATIONS	863.06	0.00	0.00	1,200.00	0.00	0.00
544-0513	TRAINING	845.00	4,247.41	2,500.00	0.00	2,500.00	0.00
544-0530	PROFESSIONAL SERVICES	360.00	0.00	405.00	0.00	405.00	0.00
544-0540	ADVERTISING	974.11	0.00	0.00	0.00	0.00	0.00
544-0550	TRAVEL	483.96	1,940.52	2,500.00	824.72	2,500.00	0.00
544-0551	DUES & MEMBERSHIPS	310.00	0.00	450.00	150.00	450.00	0.00
544-0552	GRANT MATCH - EOC	0.00	0.00	0.00	0.00	0.00	0.00
*** CATEGORY TOTAL ***		3,836.13	6,187.93	5,855.00	2,174.72	5,855.00	0.00
EQUIPMNT > $5,000 OUTLAY							
544-1004	MACHINERY & EQUIPMENT	0.00	0.00	0.00	0.00	0.00	0.00
544-1011	INFORMATION TECHNOLOGY	0.00	0.00	0.00	0.00	0.00	0.00
*** CATEGORY TOTAL ***		0.00	0.00	0.00	0.00	0.00	0.00
*** DEPARTMENT TOTAL ***		10,326.67	14,335.37	16,370.00	6,257.69	16,370.00	0.00

01 -GENERAL FUND
GENERAL SERVICE
DEPARTMENT EXPENDITURES

		TWO YEARS PRIOR ACTUAL	ONE YEAR PRIOR ACTUAL	CURRENT YEAR ACTUAL BUDGET	CURRENT YEAR Y-T-D ACTUAL	CURRENT YEAR PROPOSED BUDGET	INCREASE (DECREASE)
GOODS AND SUPPLIES							
570-0101	OFFICE SUPPLIES	3,291.42	5,301.04	6,000.00	4,560.48	5,500.00	(500.00)
570-0108	POSTAGE	16,502.98	14,758.81	15,000.00	8,150.75	15,000.00	0.00
570-0114	MEDICAL (AED'S)	0.00	0.00	0.00	0.00	0.00	0.00
570-0118	PRINTING	659.76	548.28	1,000.00	688.16	1,000.00	0.00
*** CATEGORY TOTAL ***		20,454.16	20,608.13	22,000.00	13,399.39	21,500.00	(500.00)
MISCELLANEOUS							
570-0301	BANK CHARGES	3,467.01	5,893.69	5,000.00	3,737.24	6,000.00	1,000.00
*** CATEGORY TOTAL ***		3,467.01	5,893.69	5,000.00	3,737.24	6,000.00	1,000.00
REPAIR AND MAINTENANCE							
570-0420	MOTOR VEHICLES	0.00	0.00	0.00	0.00	0.00	0.00
*** CATEGORY TOTAL ***		0.00	0.00	0.00	0.00	0.00	0.00
MISCELLANEOUS SERVICES							
570-0501	COMMUNICATIONS	0.00	0.00	0.00	0.00	0.00	0.00
570-0510	RENTAL OF EQUIPMENT	45,442.81	48,718.94	46,000.00	31,619.95	50,000.00	4,000.00
570-0513	TRAINING EXPENSE	3,052.25	1,177.33	2,000.00	0.00	1,500.00	(500.00)
570-0529	CREDIT CARD FEES	12,898.35	10,710.61	13,500.00	6,161.47	12,000.00	(1,500.00)
570-0530	PROFESSIONAL SVCS	5,355.25	0.00	0.00	0.00	0.00	0.00
570-0580	ELECTRICITY	222,429.55	178,165.98	172,000.00	104,714.30	186,873.00	14,873.00
570-0581	WATER, SEWER, & GARBAGE	159,463.32	129,120.13	208,600.00	88,012.54	170,000.00	(38,600.00)
*** CATEGORY TOTAL ***		448,641.53	367,892.99	442,100.00	230,508.26	420,373.00	(21,727.00)

570-0501 PERMANENT NOTES:
COSTS TSF TO IS

EQUIPMNT > $5,000 OUTLAY							
570-1004	MACHINERY & EQUIPMENT	0.00	0.00	0.00	0.00	0.00	0.00
570-1011	INFORMATION TECHNOLGY	0.00	0.00	0.00	0.00	0.00	0.00
*** CATEGORY TOTAL ***		0.00	0.00	0.00	0.00	0.00	0.00

01 -GENERAL FUND
GENERAL SERVICE

DEPARTMENT EXPENDITURES		TWO YEARS PRIOR ACTUAL	ONE YEAR PRIOR ACTUAL	CURRENT YEAR ACTUAL BUDGET	CURRENT YEAR Y-T-D ACTUAL	PROPOSED BUDGET	INCREASE (DECREASE)
INTERFUND TRANSFERS							
570-9470	DEBT SERVICE TRANSFER	0.00	0.00	0.00	0.00	0.00	0.00
570-9475	CAPITAL REPLACEMENT FUND TS	0.00	0.00	0.00	0.00	0.00	0.00
*** CATEGORY TOTAL ***		0.00	0.00	0.00	0.00	0.00	0.00
OTHER SERVICES							
570-9010	TAX COLLECTION SERVICES	38,044.87	39,262.59	39,000.00	38,708.26	41,000.00	2,000.00
570-9015	C.C. APPRAISAL DISTRICT	87,791.01	93,698.00	95,000.00	73,461.00	98,000.00	3,000.00
570-9020	AUDIT	13,500.00	11,000.00	14,000.00	11,200.00	13,000.00	(1,000.00)
570-9025	INVESTMENT ADVISORY SVCS	22,680.53	27,789.51	22,000.00	15,637.15	23,000.00	1,000.00
570-9026	APPRAISAL SERVICES	0.00	0.00	0.00	0.00	0.00	0.00
570-9027	HARLINGEN EMER MED SER	0.00	0.00	0.00	0.00	0.00	0.00
570-9030	LEGAL SERVICES	64,638.27	54,386.19	100,000.00	38,485.60	90,000.00	(10,000.00)
570-9032	ANNEXATION LEGAL COSTS	0.00	0.00	0.00	0.00	0.00	0.00
570-9033	HOME RULE	0.00	0.00	0.00	0.00	0.00	0.00
570-9035	AWARDS	0.00	0.00	0.00	0.00	0.00	0.00
570-9045	MERIT ADJUSTMENTS	0.00	0.00	0.00	0.00	0.00	0.00
570-9047	EMPLOYEE TURNOVER	0.00	0.00	0.00	0.00	0.00	0.00
570-9048	WELLNESS PROGRAM	0.00	0.00	0.00	0.00	0.00	0.00
570-9050	AUTOMOBILE LIABILITY	35,608.00	35,004.06	37,000.00	41,306.00	42,000.00	5,000.00
570-9051	GENERAL LIABILITY	6,409.32	9,669.15	11,000.00	7,632.75	10,000.00	(1,000.00)
570-9052	WINDSTORM INSURANCE	84,175.31	84,210.86	90,000.00	94,921.57	95,000.00	5,000.00
570-9053	FLOOD INSURANCE	21,264.78	21,736.76	22,000.00	18,995.28	23,000.00	1,000.00
570-9055	PROPERTY INSURANCE	27,018.76	28,523.52	30,000.00	30,280.81	31,000.00	1,000.00
570-9060	OFFICIALS/LAW LIABILITY	22,299.00	20,665.00	24,000.00	24,059.00	25,000.00	1,000.00
570-9061	ERRORS & OMISSIONS	17,806.00	17,619.00	19,000.00	18,544.00	17,000.00	(2,000.00)
570-9065	OTHER INSURANCES	0.00	0.00	0.00	0.00	0.00	0.00
*** CATEGORY TOTAL ***		441,235.85	443,564.64	503,000.00	413,231.42	508,000.00	5,000.00
SPECIAL PROJECTS							
570-9174	RECORDS MANAGEMENT	1,198.23	2,380.92	5,700.00	715.48	5,700.00	0.00
570-9175	ELECTION EXPENSE	5,418.06	6,073.71	8,000.00	9,222.66	9,000.00	1,000.00
*** CATEGORY TOTAL ***		6,616.29	8,454.63	13,700.00	9,938.14	14,700.00	1,000.00

01 -GENERAL FUND
GENERAL SERVICE

DEPARTMENT EXPENDITURES	TWO YEARS PRIOR ACTUAL	ONE YEAR PRIOR ACTUAL	CURRENT YEAR ACTUAL BUDGET	CURRENT YEAR Y-T-D ACTUAL	PROPOSED BUDGET	INCREASE (DECREASE)
MISC ADJUSTMENTS						
570-9999 MISC DEPT ADJUSTMENT	0.00	0.00	0.00	0.00	0.00	0.00
*** CATEGORY TOTAL ***	0.00	0.00	0.00	0.00	0.00	0.00
*** DEPARTMENT TOTAL ***	920,414.84	846,414.08	985,800.00	670,814.45	970,573.00	(15,227.00)

PROPOSED BUDGET WORKSHEET

AS OF: JUNE 30TH, 2019

01 -GENERAL FUND

SPECIAL PROJECTS

DEPARTMENT EXPENDITURES		TWO YEARS PRIOR ACTUAL	ONE YEAR PRIOR ACTUAL	CURRENT YEAR ACTUAL BUDGET	CURRENT YEAR Y-T-D ACTUAL	PROPOSED BUDGET	INCREASE (DECREASE)
MISCELLANEOUS SERVICES							
572-0530	PROFESSIONAL SERVICES	151,628.66	155,813.96	146,491.71	84,391.21	0.00	(146,491.71)
572-0535	BOND ISSUANCE EXPENSE	0.00	0.00	0.00	0.00	0.00	0.00
572-0558	SPECIAL EVENTS MATERIALS	2,285.43	3,238.71	3,000.00	1,093.73	3,000.00	0.00
572-0558-01	SPEC EVENTS-TSF TO PARKS CO	0.00	0.00	0.00	0.00	0.00	0.00
*** CATEGORY TOTAL ***		153,914.09	159,052.67	149,491.71	85,484.94	3,000.00	(146,491.71)
EQUIPMNT > $5,000 OUTLAY							
572-1001	BUILDINGS & STRUCTURES	103,481.08	4,000.00	0.00	0.00	0.00	0.00
572-1004	MACHINERY & EQUIPMENT	0.00	0.00	0.00	0.00	0.00	0.00
572-1006	LAND ACQUISITION	0.00	0.00	0.00	0.00	0.00	0.00
572-1011	INFORMATION TECHNOLOGY	0.00	0.00	0.00	0.00	0.00	0.00
*** CATEGORY TOTAL ***		103,481.08	4,000.00	0.00	0.00	0.00	0.00
INTERFUND TRANSFERS							
572-9471-01	TSF TO LONG RANGE PLAN FUND	0.00	0.00	0.00	0.00	0.00	0.00
572-9472	TSF TO STREET IMPROVEMENT F	331,014.00	0.00	0.00	0.00	0.00	0.00
572-9473	TRANSFER TO BEACH ACCESS	0.00	0.00	0.00	0.00	0.00	0.00
572-9473-02	PADRE BLVD IMPROVEMENTS MAT	0.00	0.00	0.00	0.00	0.00	0.00
572-9474	TSF TO BAY ACCESS FUND	14,932.00	0.00	0.00	0.00	0.00	0.00
572-9475	TRANSFER TO LAGUNA BLVD	0.00	0.00	0.00	0.00	0.00	0.00
572-9476	TRANSPORTATION MATCH	84,088.47	101,532.36	106,836.00	76,983.71	112,000.00	5,164.00
572-9478	TSF TO PARKS & REC FUND	15,000.00	85,671.00	209,366.00	209,366.00	91,856.00	(117,510.00)
572-9481	TSF TO CAPITAL REPLAC FUND	82,000.00	255,000.00	225,000.00	225,000.00	225,000.00	0.00
572-9482	TSF TO HURRICANE FUND	101,070.33	0.00	0.00	0.00	0.00	0.00
*** CATEGORY TOTAL ***		628,104.80	442,203.36	541,202.00	511,349.71	428,856.00	(112,346.00)
OTHER SERVICES							
572-9042	CITY HALL	0.00	0.00	0.00	0.00	0.00	0.00
572-9045	SPRING BREAK PREPARATION	10,531.36	11,522.60	11,370.00	5,189.32	12,000.00	630.00
572-9077	VALLEY PROUD	2,500.00	0.00	0.00	0.00	0.00	0.00
572-9078	SEA TURTLE	2,500.00	0.00	0.00	0.00	0.00	0.00
572-9083	BOYS & GIRLS CLUB	25,000.00	0.00	0.00	0.00	0.00	0.00
572-9085	ANIMAL SERVICES	45,000.00	95,000.00	50,000.00	37,500.00	50,000.00	0.00
572-9086	CYCLOVIA	0.00	0.00	0.00	0.00	0.00	0.00
572-9087	CAMERON COUNTY IN MOTION	0.00	0.00	0.00	0.00	0.00	0.00
572-9088	MISC SPONSORSHIPS	1,500.00	750.00	1,500.00	0.00	1,500.00	0.00
*** CATEGORY TOTAL ***		87,031.36	107,272.60	62,870.00	42,689.32	63,500.00	630.00

PROPOSED BUDGET WORKSHEET

AS OF: JUNE 30TH, 2019

01 -GENERAL FUND

SPECIAL PROJECTS

DEPARTMENT EXPENDITURES		TWO YEARS PRIOR ACTUAL	ONE YEAR PRIOR ACTUAL	CURRENT YEAR ACTUAL BUDGET	CURRENT YEAR Y-T-D ACTUAL	PROPOSED BUDGET	INCREASE (DECREASE)
SPECIAL PROJECTS							
572-9167	MEDIAN TURF PROJECT	0.00	0.00	0.00	0.00	0.00	0.00
572-9170	MEDIAN & R.O.W. RENOVATION	0.00	0.00	0.00	0.00	0.00	0.00
572-9177	PARK IMPROVEMENTS	20,603.82	17,234.53	0.00	0.00	0.00	0.00
572-9179	HOLIDAY LIGHTS	7,183.45	17,009.84	10,000.00	10,024.50	10,000.00	0.00
572-9180	HOLIDAY LIGHTS - CAPITAL	0.00	0.00	0.00	0.00	0.00	0.00
572-9182	LAND USE INVENTORY	0.00	0.00	0.00	0.00	0.00	0.00
572-9186	SPI BIRDING & NATURE CTR	0.00	0.00	0.00	0.00	0.00	0.00
*** CATEGORY TOTAL ***		27,787.27	34,244.37	10,000.00	10,024.50	10,000.00	0.00
MISC ADJUSTMENTS							
572-9999	MISC DEPT ADJUSTMENT	0.00	0.00	0.00	0.00	0.00	0.00
*** CATEGORY TOTAL ***		0.00	0.00	0.00	0.00	0.00	0.00
*** DEPARTMENT TOTAL ***		1,000,318.60	746,773.00	763,563.71	649,548.47	505,356.00	(258,207.71)
*** TOTAL EXPENDITURES ***		11,486,692.48	12,692,386.52	13,599,348.26	9,682,831.56	12,351,366.00	(1,247,982.26)

*** END OF REPORT ***

PROPOSED BUDGET WORKSHEET

AS OF: JUNE 30TH, 2019

02 -HOTEL/MOTEL TAX FUND

FINANCIAL SUMMARY	TWO YEARS PRIOR ACTUAL	ONE YEAR PRIOR ACTUAL	CURRENT YEAR ACTUAL BUDGET	CURRENT YEAR Y-T-D ACTUAL	PROPOSED BUDGET	INCREASE (DECREASE)
REVENUE SUMMARY						
CONVENTION CENTER REVENUE	0.00	0.00	0.00	0.00	0.00	0.00
NON-PROPERTY TAXES	5,897,663.70	6,511,633.94	6,341,110.00	2,919,922.22	7,080,810.00	739,700.00
FEES AND SERVICES	8,228.46	11,521.74	7,000.00	10,017.94	7,000.00	0.00
INTERGOVERNMENTAL	0.00	0.00	0.00	0.00	0.00	0.00
FINES AND FORFEITURES	0.00	0.00	0.00	0.00	0.00	0.00
MISCELLANEOUS	62,684.61	96,080.29	45,000.00	74,454.30	60,000.00	15,000.00
OTHER FINANCING SOURCES	0.00	0.00	0.00	0.00	0.00	0.00
*** TOTAL REVENUES ***	5,968,576.77	6,619,235.97	6,393,110.00	3,004,394.46	7,147,810.00	754,700.00
EXPENDITURE SUMMARY						
VISITORS BUREAU	221,632.25	214,373.34	584,491.54	249,253.87	239,432.00	(345,059.54)
SALES & ADMINISTRATION	1,462,737.89	1,687,221.67	2,165,361.61	1,361,170.80	2,193,531.00	28,169.39
EVENTS MARKETING	834,394.14	1,198,244.12	1,257,091.27	957,965.75	935,983.00	(321,108.27)
MARKETING	3,076,265.00	3,891,830.44	4,381,150.00	2,819,527.25	3,762,969.00	(618,181.00)
*** TOTAL EXPENDITURES ***	5,595,029.28	6,991,669.57	8,388,094.42	5,387,917.67	7,131,915.00	(1,256,179.42)
** REVENUES OVER(UNDER) EXPENDITURES **	373,547.49	(372,433.60)	(1,994,984.42)	(2,383,523.21)	15,895.00	2,010,879.42

PROPOSED BUDGET WORKSHEET

AS OF: JUNE 30TH, 2019

02 -HOTEL/MOTEL TAX FUND

REVENUES		TWO YEARS PRIOR ACTUAL	ONE YEAR PRIOR ACTUAL	CURRENT YEAR ACTUAL BUDGET	CURRENT YEAR Y-T-D ACTUAL	PROPOSED BUDGET	INCREASE (DECREASE)
CONVENTION CENTER REVENUE							
41500	TICKET SALES	0.00	0.00	0.00	0.00	0.00	0.00
41600	EVENT SECURITY FEES	0.00	0.00	0.00	0.00	0.00	0.00
41601	EVENT FEES	0.00	0.00	0.00	0.00	0.00	0.00
** REVENUE CATEGORY TOTAL **		0.00	0.00	0.00	0.00	0.00	0.00
NON-PROPERTY TAXES							
43010	HOTEL/MOTEL OCCUPANCY TAX	5,889,421.13	6,488,931.56	6,341,110.00	2,910,855.65	7,080,810.00	739,700.00
43011	PENALTIES	4,073.87	14,529.04	0.00	5,253.92	0.00	0.00
43012	INTEREST	4,637.44	8,173.34	0.00	3,974.04	0.00	0.00
43013	REFUND OVERPAID TAXES	(468.74)	0.00	0.00	(161.39)	0.00	0.00
** REVENUE CATEGORY TOTAL **		5,897,663.70	6,511,633.94	6,341,110.00	2,919,922.22	7,080,810.00	739,700.00
FEES AND SERVICES							
44014	REV DISC LOCAL OCCUPANCY TA	0.00	2,996.61	0.00	4,035.58	0.00	0.00
44050	VIDEO TAPE SALES	0.00	0.00	0.00	0.00	0.00	0.00
44051	LABEL/BROCHURES SALES	0.00	0.00	0.00	0.00	0.00	0.00
44052	SOUVENIR SALES	0.00	0.00	0.00	0.00	0.00	0.00
44053	CO-OP PARTNERS	0.00	0.00	0.00	0.00	0.00	0.00
44054	SPI BLOWOUT	0.00	0.00	0.00	0.00	0.00	0.00
44055	SPONSORS	0.00	0.00	0.00	0.00	0.00	0.00
44056	RENTAL INCOME -CHAMBER	8,228.46	8,525.13	7,000.00	5,982.36	7,000.00	0.00
** REVENUE CATEGORY TOTAL **		8,228.46	11,521.74	7,000.00	10,017.94	7,000.00	0.00
INTERGOVERNMENTAL							
46051	HARLIGEN CO-OP ADVERTISING	0.00	0.00	0.00	0.00	0.00	0.00
46062	PIC REIMBURSEMENT	0.00	0.00	0.00	0.00	0.00	0.00
46066	PUBLIC TRANSIT FUND	0.00	0.00	0.00	0.00	0.00	0.00
** REVENUE CATEGORY TOTAL **		0.00	0.00	0.00	0.00	0.00	0.00

PROPOSED BUDGET WORKSHEET

AS OF: JUNE 30TH, 2019

02 -HOTEL/MOTEL TAX FUND

REVENUES		TWO YEARS PRIOR ACTUAL	ONE YEAR PRIOR ACTUAL	CURRENT YEAR ACTUAL BUDGET	CURRENT YEAR Y-T-D ACTUAL	CURRENT YEAR PROPOSED BUDGET	INCREASE (DECREASE)
FINES AND FORFEITURES							
45001	SPECIAL EVENTS POLICE GAMES	0.00	0.00	0.00	0.00	0.00	0.00
** REVENUE CATEGORY TOTAL **		0.00	0.00	0.00	0.00	0.00	0.00
MISCELLANEOUS							
48040	INTEREST REVENUE	22,416.75	49,622.77	20,000.00	52,261.08	35,000.00	15,000.00
48041	CASH OVER/SHORT	0.00	0.00	0.00	0.00	0.00	0.00
48042	MISCELLANEOUS REVENUE	(8,991.94)	62.12	0.00	0.00	0.00	0.00
48044	DISCOUNTS EARNED	0.00	0.00	0.00	0.00	0.00	0.00
48045	INSURANCE PROCEEDS	0.00	18,423.84	0.00	8,750.00	0.00	0.00
48050	RECYCLE REVENUE	0.00	0.00	0.00	0.00	0.00	0.00
48063	ADVERTISING- WEB	49,259.80	27,971.56	25,000.00	13,443.22	25,000.00	0.00
48064	FARE BOX REVENUE	0.00	0.00	0.00	0.00	0.00	0.00
48066	COMMISSIONS	0.00	0.00	0.00	0.00	0.00	0.00
** REVENUE CATEGORY TOTAL **		62,684.61	96,080.29	45,000.00	74,454.30	60,000.00	15,000.00
OTHER FINANCING SOURCES							
49080	OTHER FINANCING SOURCES	0.00	0.00	0.00	0.00	0.00	0.00
49085	SALE OF FIXED ASSETS	0.00	0.00	0.00	0.00	0.00	0.00
49090	TRANSFERS IN	0.00	0.00	0.00	0.00	0.00	0.00
** REVENUE CATEGORY TOTAL **		0.00	0.00	0.00	0.00	0.00	0.00
*** TOTAL REVENUES ***		5,968,576.77	6,619,235.97	6,393,110.00	3,004,394.46	7,147,810.00	754,700.00

02 -HOTEL/MOTEL TAX FUND
VISITORS BUREAU

DEPARTMENT EXPENDITURES		TWO YEARS PRIOR ACTUAL	ONE YEAR PRIOR ACTUAL	CURRENT YEAR ACTUAL BUDGET	CURRENT YEAR Y-T-D ACTUAL	CURRENT YEAR PROPOSED BUDGET	INCREASE (DECREASE)
PERSONNEL SERVICES							
590-0010	SUPERVISION	0.00	0.00	0.00	0.00	0.00	0.00
590-0010-01	EXEMPT	46,258.42	47,232.78	48,660.00	35,559.26	49,147.00	487.00
590-0010-02	NON EXEMPT	50,418.49	53,271.68	53,731.00	34,976.77	48,306.00	(5,425.00)
590-0020	CLERICAL	0.00	0.00	0.00	0.00	0.00	0.00
590-0030	LABOR	0.00	0.00	0.00	0.00	0.00	0.00
590-0040	TEMPORARY EMPLOYEES	14,058.26	15,073.54	14,000.00	11,269.26	14,000.00	0.00
590-0060	OVERTIME	760.57	634.30	1,500.00	646.97	1,500.00	0.00
590-0070	MEDICARE	2,474.37	2,652.04	3,084.00	2,091.04	2,992.00	(92.00)
590-0080	TMRS	13,146.40	14,125.43	13,908.00	9,317.60	12,923.00	(985.00)
590-0081	GROUP INSURANCE	17,536.23	19,159.14	21,513.00	15,555.80	22,367.00	854.00
590-0083	WORKERS COMPENSATION	284.20	305.22	323.00	270.98	252.00	(71.00)
590-0084	UNEMPLOYMENT TAX	118.32	640.31	646.00	239.54	564.00	(82.00)
590-0085	LONGEVITY	2,228.00	2,408.00	2,588.00	1,168.00	1,304.00	(1,284.00)
590-0090	MERIT ADJUSTMENTS	2,955.00	3,536.28	6,816.54	6,816.54	0.00	(6,816.54)
*** CATEGORY TOTAL ***		150,238.26	159,038.72	166,769.54	117,911.76	153,355.00	(13,414.54)
GOODS AND SUPPLIES							
590-0101	OFFICE SUPPLIES	2,059.85	1,919.23	1,600.00	1,525.35	1,600.00	0.00
590-0102	LOCAL MEETINGS	20.82	183.71	200.00	60.00	200.00	0.00
590-0103	VIDEO CASSETTES	0.00	0.00	0.00	0.00	0.00	0.00
590-0104	FUELS & LUBRICANTS	154.53	660.18	700.00	405.56	700.00	0.00
590-0107	BOOKS & PERIODICALS	0.00	0.00	0.00	0.00	0.00	0.00
590-0108	POSTAGE	2,816.22	2,478.54	2,300.00	2,438.88	3,000.00	700.00
590-0109	PHOTOGRAPHIC SUPPLIES	0.00	0.00	0.00	0.00	0.00	0.00
590-0110	FLAGS	445.26	230.51	100.00	221.27	300.00	200.00
590-0111	TIRES & TUBES	0.00	0.00	0.00	0.00	0.00	0.00
590-0113	BATTERIES	60.87	0.00	0.00	0.00	0.00	0.00
590-0114	MEDICAL SUPPLIES	1,532.86	90.88	145.00	0.00	100.00	(45.00)
590-0115	LAMPS & GLOBES	250.21	138.41	300.00	28.08	150.00	(150.00)
590-0116	AWARDS	0.00	0.00	0.00	0.00	0.00	0.00
590-0117	SAFETY SUPPLIES	0.00	0.00	0.00	0.00	0.00	0.00
590-0118	PRINTING	0.00	0.00	0.00	0.00	0.00	0.00
590-0130	WEARING APPAREL	259.17	511.10	500.00	391.71	500.00	0.00
590-0150	MINOR TOOLS & EQUIPMENT	301.41	754.74	500.00	302.49	600.00	100.00
590-0160	LAUNDRY & JANITORIAL	2,347.06	2,564.47	2,000.00	2,543.64	3,000.00	1,000.00
590-0180	INFORMATION TECHNOLOGY	4,252.29	1,947.64	6,500.00	3,740.46	0.00	(6,500.00)
590-0190	SOFTWARE	0.00	0.00	0.00	0.00	0.00	0.00
*** CATEGORY TOTAL ***		14,500.55	11,479.41	14,845.00	11,657.44	10,150.00	(4,695.00)

PROPOSED BUDGET WORKSHEET

AS OF: JUNE 30TH, 2019

02 -HOTEL/MOTEL TAX FUND

VISITORS BUREAU

DEPARTMENT EXPENDITURES		TWO YEARS PRIOR ACTUAL	ONE YEAR PRIOR ACTUAL	CURRENT YEAR ACTUAL BUDGET	CURRENT YEAR Y-T-D ACTUAL	PROPOSED BUDGET	INCREASE (DECREASE)
BULK GOODS AND SUPPLIES							
590-0210	COLLATERAL PIECES	0.00	0.00	0.00	0.00	0.00	0.00
590-0230	PROMOTION ITEMS	0.00	0.00	0.00	0.00	0.00	0.00
*** CATEGORY TOTAL ***		0.00	0.00	0.00	0.00	0.00	0.00
REPAIR AND MAINTENANCE							
590-0401	FURNITURE/FIXTURES	294.00	0.00	300.00	166.00	300.00	0.00
590-0410	MACHINERY & EQUIPMENT	673.60	180.00	0.00	0.00	0.00	0.00
590-0411	BUILDINGS & STRUCTURES	5,380.01	2,133.88	1,000.00	746.37	1,000.00	0.00
590-0412	LANDSCAPE	4,794.98	3,066.75	5,000.00	3,710.00	4,600.00	(400.00)
590-0415	SERVICE CONTRACTS	5,212.11	6,617.15	10,362.00	8,196.66	9,500.00	(862.00)
Pest Control	1	600.00				600.00	
Air Filters	1	300.00				300.00	
Mail Meter Machine	1	2,000.00				2,000.00	
Xerox	1	3,000.00				3,000.00	
Spectrum	1	3,600.00				3,600.00	
590-0418	PARKING LOTS	0.00	0.00	0.00	0.00	0.00	0.00
590-0420	MOTOR VEHICLES	339.99	591.86	500.00	456.81	500.00	0.00
590-0427	PLUMBING	0.00	0.00	0.00	0.00	0.00	0.00
*** CATEGORY TOTAL ***		16,694.69	12,589.64	17,162.00	13,275.84	15,900.00	(1,262.00)
MISCELLANEOUS SERVICES							
590-0501	COMMUNICATIONS	3,890.11	3,547.51	4,000.00	2,707.98	4,000.00	0.00
590-0510	RENTAL OF EQUIPMENT	0.00	0.00	0.00	0.00	0.00	0.00
590-0513	TRAINING EXPENSE	174.00	30.00	335.00	150.00	550.00	215.00
590-0520	INSURANCE	11,074.46	12,003.91	12,000.00	11,804.43	12,000.00	0.00
590-0530	PROFESSIONAL SERVICES	735.40	434.75	500.00	359.09	500.00	0.00
590-0540	ADVERTISING	0.00	0.00	0.00	0.00	0.00	0.00
590-0550	TRAVEL EXPENSE	2,042.00	75.80	2,880.00	3,607.70	5,520.00	2,640.00
590-0551	DUES & MEMBERSHIPS	15.00	15.00	0.00	15.00	0.00	0.00
590-0558	DECORATIONS	168.00	241.14	500.00	446.88	500.00	0.00
590-0560	RENTAL	0.00	0.00	0.00	0.00	20,000.00	20,000.00
590-0580	ELECTRICITY	10,058.22	9,033.74	10,000.00	5,082.50	10,000.00	0.00
590-0581	WATER,SEWER & GARBAGE	3,487.17	3,069.15	3,000.00	2,134.60	3,000.00	0.00
*** CATEGORY TOTAL ***		31,644.36	28,451.00	33,215.00	26,308.18	56,070.00	22,855.00

PROPOSED BUDGET WORKSHEET

AS OF: JUNE 30TH, 2019

02 -HOTEL/MOTEL TAX FUND

VISITORS BUREAU

DEPARTMENT EXPENDITURES		TWO YEARS PRIOR ACTUAL	ONE YEAR PRIOR ACTUAL	CURRENT YEAR ACTUAL BUDGET	CURRENT YEAR Y-T-D ACTUAL	CURRENT YEAR PROPOSED BUDGET	INCREASE (DECREASE)
EQUIPMNT > $5,000 OUTLAY							
590-1001	BUILDINGS & STRUCTURES	7,110.84	0.00	350,000.00	79,181.82	0.00	(350,000.00)
590-1004	MACHINERY & EQUIPMENT	0.00	0.00	0.00	0.00	0.00	0.00
590-1007	MOTOR VEHICLES	0.00	0.00	0.00	0.00	0.00	0.00
590-1011	INFORMATION TECHNOLOGY	0.00	0.00	0.00	0.00	0.00	0.00
*** CATEGORY TOTAL ***		7,110.84	0.00	350,000.00	79,181.82	0.00	(350,000.00)
TOURISM AND CULTURAL							
590-8141	EVENTS	1,443.55	2,814.57	2,500.00	918.83	3,957.00	1,457.00
2020 TTTW Rally Day, Mi	1	3,957.00				3,957.00	
*** CATEGORY TOTAL ***		1,443.55	2,814.57	2,500.00	918.83	3,957.00	1,457.00
SPECIAL PROJECTS							
590-9172	SIDEWALKS	0.00	0.00	0.00	0.00	0.00	0.00
*** CATEGORY TOTAL ***		0.00	0.00	0.00	0.00	0.00	0.00
MISC ADJUSTMENTS							
590-9999	MISC DEPT ADJ	0.00	0.00	0.00	0.00	0.00	0.00
*** CATEGORY TOTAL ***		0.00	0.00	0.00	0.00	0.00	0.00
*** DEPARTMENT TOTAL ***		221,632.25	214,373.34	584,491.54	249,253.87	239,432.00	(345,059.54)

02 -HOTEL/MOTEL TAX FUND
SALES & ADMINISTRATION

DEPARTMENT EXPENDITURES			TWO YEARS PRIOR ACTUAL	ONE YEAR PRIOR ACTUAL	CURRENT YEAR ACTUAL BUDGET	CURRENT YEAR Y-T-D ACTUAL	CURRENT YEAR PROPOSED BUDGET	INCREASE (DECREASE)
PERSONNEL SERVICES								
592-0010	SUPERVISION		0.00	0.00	0.00	0.00	0.00	0.00
592-0010-01	EXEMPT		266,244.46	310,265.20	398,744.00	246,197.02	422,448.00	23,704.00
592-0010-02	NON EXEMPT		175,247.06	141,034.49	184,994.00	97,435.32	182,686.00	(2,308.00)
592-0020	CLERICAL		0.00	0.00	0.00	0.00	0.00	0.00
592-0030	LABOR		0.00	0.00	0.00	0.00	0.00	0.00
592-0040	TEMPORARY EMPLOYEES		8,931.06	0.00	5,000.00	166.95	2,000.00	(3,000.00)
592-0060	OVERTIME		6,406.96	10,513.05	12,000.00	5,392.49	15,000.00	3,000.00
592-0070	MEDICARE		7,773.93	7,247.84	12,168.00	5,628.71	12,384.00	216.00
592-0080	TMRS		62,868.15	65,623.23	83,771.00	45,536.32	84,907.00	1,136.00
592-0081	GROUP INSURANCE		52,453.37	59,150.73	79,159.00	41,713.10	83,166.00	4,007.00
592-0083	WORKERS COMPENSATION		1,151.77	1,316.15	1,002.00	857.53	849.00	(153.00)
592-0084	UNEMPLOYMENT TAX		164.99	1,618.93	1,638.00	296.01	1,389.00	(249.00)
592-0085	LONGEVITY		1,932.00	1,655.00	1,462.00	1,312.00	1,239.00	(223.00)
592-0090	MERIT ADJUSTMENTS		6,895.00	9,430.08	20,449.61	19,029.35	0.00	(20,449.61)
592-0095	SALES INCENTIVE		27,040.26	16,072.51	30,000.00	6,457.91	30,000.00	0.00
*** CATEGORY TOTAL ***			617,109.01	623,927.21	830,387.61	470,022.71	836,068.00	5,680.39
GOODS AND SUPPLIES								
592-0101	OFFICE SUPPLIES		9,486.65	9,149.10	8,000.00	8,191.23	9,000.00	1,000.00
592-0102	LOCAL MEETINGS		9,480.95	12,665.77	9,000.00	5,669.51	8,000.00	(1,000.00)
592-0103	VIDEO MEDIA		156.05	0.00	0.00	0.00	0.00	0.00
592-0104	FUELS & LUBRICANTS		1,406.28	1,044.02	2,000.00	675.03	1,500.00	(500.00)
592-0107	BOOKS & PERIODICALS		0.00	585.81	0.00	0.00	0.00	0.00
592-0108	POSTAGE		29,066.12	45,164.89	40,000.00	23,581.93	40,000.00	0.00
TEXAS APPROACH/2ND TOUC		1	40,000.00				40,000.00	
592-0108-02	FREIGHT		0.00	0.00	0.00	0.00	0.00	0.00
592-0109	PHOTOGRAPHIC SUPPLIES		0.00	0.00	0.00	0.00	0.00	0.00
592-0118	PRINTING		0.00	0.00	0.00	0.00	0.00	0.00
592-0130	WEARING APPAREL		2,718.37	2,255.79	3,800.00	1,493.89	3,800.00	0.00
592-0150	MINOR TOOLS & EQUIPMENT		7,221.57	7,925.53	9,000.00	491.57	9,000.00	0.00
NEW POP UP DISPLAY		4	1,000.00				4,000.00	
NEW DECOR FOR BOOTHS		1	1,500.00				1,500.00	
TABLECOVER WITH LOGO		4	300.00				1,200.00	
XTEN CORDS, HDMI CABLES		1	1,300.00				1,300.00	
NEW FOLDING TABLE		4	250.00				1,000.00	
592-0160	LAUNDRY & JANITORIAL		49.20	0.00	0.00	0.00	0.00	0.00
592-0180	INFORMATION TECHNOLOGY		13,135.57	73.14	10,000.00	6,232.89	5,000.00	(5,000.00)
2 LAPTPS, 1 PRNTR, JANU		1	5,000.00				5,000.00	
592-0190	SOFTWARE		648.07	16,107.17	17,200.00	16,000.00	20,000.00	2,800.00
ADBE, GO2MEETNG, OFF360		1	3,000.00				3,000.00	
BEAR CLOUD SOFTWARE		1	17,000.00				17,000.00	
*** CATEGORY TOTAL ***			73,368.83	94,971.22	99,000.00	62,336.05	96,300.00	(2,700.00)

02 -HOTEL/MOTEL TAX FUND
SALES & ADMINISTRATION

DEPARTMENT EXPENDITURES		TWO YEARS PRIOR ACTUAL	ONE YEAR PRIOR ACTUAL	CURRENT YEAR ACTUAL BUDGET	CURRENT YEAR Y-T-D ACTUAL	PROPOSED BUDGET	INCREASE (DECREASE)
BULK GOODS AND SUPPLIES							
592-0210 STOCK - COLLATERAL PIECES		20,000.00	0.00	20,000.00	0.00	30,000.00	10,000.00
NW SALES PCKT, BRCHURES	1 30,000.00					30,000.00	
592-0230 STOCK - PROMOTION ITEMS		54,580.23	50,627.16	60,000.00	49,076.07	60,000.00	0.00
*** CATEGORY TOTAL ***		74,580.23	50,627.16	80,000.00	49,076.07	90,000.00	10,000.00
REPAIR AND MAINTENANCE							
592-0401 FURNITURE & FIXTURES		865.83	2,932.25	3,000.00	2,801.07	3,000.00	0.00
592-0410 MACHINERY & EQUIPMENT		0.00	3,385.22	5,500.00	0.00	4,000.00	(1,500.00)
592-0412 LANDSCAPE		0.00	0.00	0.00	0.00	0.00	0.00
592-0415 SERVICE CONTRACTS		48,932.60	39,014.25	67,452.00	55,095.26	56,900.00	(10,552.00)
SIMPLEVIEW PROGRAM	1 16,000.00					16,000.00	
XEROX MACHINE	2 10,000.00					20,000.00	
HOUSING MODULE REGISTRA	1 3,000.00					3,000.00	
ERESERVATION BOOKING CA	1 6,000.00					6,000.00	
PLOTTER MAINTENANCE	1 7,900.00					7,900.00	
GROUP SALES SOFTWARE	1 4,000.00					4,000.00	
592-0420 MOTOR VEHICLES		1,360.70	1,260.42	1,000.00	786.45	2,000.00	1,000.00
*** CATEGORY TOTAL ***		51,159.13	46,592.14	76,952.00	58,682.78	65,900.00	(11,052.00)
MISCELLANEOUS SERVICES							
592-0501 COMMUNICATIONS		9,458.77	9,252.59	12,750.00	6,753.19	12,750.00	0.00
592-0510 RENTAL OF EQUIPMENT		0.00	0.00	0.00	0.00	0.00	0.00
592-0511 AUTO ALLOWANCE		19,900.00	22,300.00	23,400.00	13,375.00	23,400.00	0.00
592-0513 TRAINING EXPENSE		3,280.00	7,244.02	12,830.00	4,593.00	15,618.00	2,788.00
592-0520 INSURANCE		0.00	0.00	0.00	0.00	0.00	0.00
592-0530 PROFESSIONAL SERVICES		95,836.51	153,403.76	187,500.00	141,497.98	150,000.00	(37,500.00)
HOT ADMIN / MUNISERVICE	1 52,000.00					52,000.00	
LEGAL	1 7,000.00					7,000.00	
HOT AUDIT	1 20,000.00					20,000.00	
MISC/CREDIT CARD FEES	1 11,000.00					11,000.00	
LOBBYIST	1 60,000.00					60,000.00	
592-0531 MEDIA PLACEMENT		0.00	0.00	0.00	0.00	0.00	0.00
592-0533 MARKETING		10.00	0.00	0.00	212.13	0.00	0.00
592-0534 AIRPORT SHUTTLE SERVICE		98,991.32	47,280.00	72,048.00	56,535.00	90,000.00	17,952.00
592-0535 FAMILIARIZATION TOUR		30,894.16	38,490.11	50,000.00	26,484.59	50,000.00	0.00
592-0537 PRODUCTION		0.00	0.00	0.00	0.00	0.00	0.00
592-0538 CONVENTION SERVICES		46,820.33	95,571.80	177,020.00	66,759.76	206,820.00	29,800.00
592-0540 ADVERTISING		0.00	0.00	0.00	0.00	0.00	0.00
592-0545 NON-LOCAL MEETINGS		0.00	3,871.20	7,000.00	2,234.05	7,000.00	0.00
592-0550 TRAVEL EXPENSE		53,453.58	37,170.83	65,000.00	35,670.03	20,252.00	(44,748.00)

02 -HOTEL/MOTEL TAX FUND
SALES & ADMINISTRATION

DEPARTMENT EXPENDITURES		TWO YEARS PRIOR ACTUAL	ONE YEAR PRIOR ACTUAL	CURRENT YEAR ACTUAL BUDGET	CURRENT YEAR Y-T-D ACTUAL	PROPOSED BUDGET	INCREASE (DECREASE)
592-0550-01 TRADESHOW TRAVEL EXPENSE		0.00	0.00	0.00	0.00	19,940.00	19,940.00
592-0551 DUES & MEMBERSHIPS		42,856.19	49,531.01	44,080.00	44,117.65	62,380.00	18,300.00
TX HOTEL & LODGING ASSO	1	428.00				428.00	
THLA	1	20,000.00				20,000.00	
CONNECT (TX, CHICAGO, G	1	8,974.00				8,974.00	
TACVB	1	3,274.00				3,274.00	
AMAZON PRIME	1	110.00				110.00	
CONSTANT CONTACT	1	480.00				480.00	
TTIA ANNUAL TRAVEL SUMM	1	1,025.00				1,025.00	
TTIA UNITY DINNER	1	1,095.00				1,095.00	
TTIA	1	2,900.00				2,900.00	
TSAE	1	1,500.00				1,500.00	
SGMP	1	700.00				700.00	
NASC SPORTS SYMPOSIUM	1	3,799.00				3,799.00	
TTRA TECHNOLOGY CONFERE	1	1,720.00				1,720.00	
MPI HILL COUNTRY	1	495.00				495.00	
PYM	1	2,500.00				2,500.00	
CVENT	1	2,500.00				2,500.00	
DFWAE	1	500.00				500.00	
MISC DUES	1	1,380.00				1,380.00	
DESTINATIONS INTERNATIO	1	9,000.00				9,000.00	
592-0553 TRADE SHOW FEES		39,059.57	52,195.02	50,000.00	40,508.21	65,000.00	15,000.00
592-0558 DECORATIONS		1,668.46	520.60	2,000.00	33.69	2,000.00	0.00
592-0561 HISTORIC PRESERVATION		908.40	0.00	0.00	0.00	0.00	0.00
*** CATEGORY TOTAL ***		443,137.29	516,830.94	703,628.00	438,774.28	725,160.00	21,532.00
EQUIPMNT > $5,000 OUTLAY							
592-1001 BUILDINGS & STRUCTURES		0.00	0.00	0.00	0.00	0.00	0.00
592-1004 MACHINERY & EQUIPMENT		0.00	0.00	0.00	0.00	0.00	0.00
592-1007 MOTOR VEHICLES		0.00	0.00	0.00	0.00	0.00	0.00
592-1010 SOFTWARE		0.00	0.00	0.00	0.00	0.00	0.00
592-1011 INFORMATION TECHNOLOGY		0.00	0.00	0.00	0.00	0.00	0.00
*** CATEGORY TOTAL ***		0.00	0.00	0.00	0.00	0.00	0.00
INTERFUND TRANSFERS							
592-9471 TSF TO GF - ADM OVERHEAD		202,406.04	354,273.00	375,394.00	281,545.51	380,103.00	4,709.00
*** CATEGORY TOTAL ***		202,406.04	354,273.00	375,394.00	281,545.51	380,103.00	4,709.00

02 -HOTEL/MOTEL TAX FUND
SALES & ADMINISTRATION

DEPARTMENT EXPENDITURES	TWO YEARS PRIOR ACTUAL	ONE YEAR PRIOR ACTUAL	CURRENT YEAR ACTUAL BUDGET	CURRENT YEAR Y-T-D ACTUAL	PROPOSED BUDGET	INCREASE (DECREASE)
OTHER SERVICES						
592-9031 RECRUITMENT COST	977.36	0.00	0.00	733.40	0.00	0.00
*** CATEGORY TOTAL ***	977.36	0.00	0.00	733.40	0.00	0.00
MISC ADJUSTMENTS						
592-9999 MISC DEPT ADJ	0.00	0.00	0.00	0.00	0.00	0.00
*** CATEGORY TOTAL ***	0.00	0.00	0.00	0.00	0.00	0.00
*** DEPARTMENT TOTAL ***	1,462,737.89	1,687,221.67	2,165,361.61	1,361,170.80	2,193,531.00	28,169.39

02 -HOTEL/MOTEL TAX FUND
EVENTS MARKETING

DEPARTMENT EXPENDITURES		TWO YEARS PRIOR ACTUAL	ONE YEAR PRIOR ACTUAL	CURRENT YEAR ACTUAL BUDGET	CURRENT YEAR Y-T-D ACTUAL	CURRENT YEAR PROPOSED BUDGET	CURRENT YEAR INCREASE (DECREASE)
PERSONNEL SERVICES							
593-0010-01	EXEMPT	0.00	46,999.94	47,000.00	35,376.67	48,410.00	1,410.00
593-0010-02	NON EXEMPT	0.00	0.00	0.00	0.00	0.00	0.00
593-0030	LABOR	0.00	0.00	0.00	0.00	0.00	0.00
593-0040	TEMPORARY EMPLOYEES	0.00	0.00	0.00	3,000.00	0.00	0.00
593-0060	OVERTIME	0.00	0.00	0.00	0.00	0.00	0.00
593-0070	MEDICARE	0.00	636.42	884.00	581.40	910.00	26.00
593-0080	TMRS	0.00	7,069.35	6,292.00	4,483.02	6,322.00	30.00
593-0081	GROUP INSURANCE	0.00	6,765.14	7,255.00	5,898.24	7,556.00	301.00
593-0083	WORKERS COMPENSATION	(4.48)	111.85	1,203.00	961.97	1,011.00	(192.00)
593-0084	UNEMPLOYMENT TAX	0.00	167.22	142.00	9.00	124.00	(18.00)
593-0085	LONGEVITY	0.00	0.00	22.00	22.00	82.00	60.00
593-0090	MERIT ADJUSTMENTS	0.00	0.00	3,408.27	3,408.27	0.00	(3,408.27)
*** CATEGORY TOTAL ***		(4.48)	61,749.92	66,206.27	53,740.57	64,415.00	(1,791.27)
GOODS AND SUPPLIES							
593-0101	OFFICE SUPPLIES	1,006.57	2,108.13	2,000.00	1,824.69	2,000.00	0.00
593-0104	FUEL & LUBRICANTS	0.00	0.00	0.00	0.00	0.00	0.00
593-0130	WEARING APPAREL	0.00	0.00	0.00	0.00	0.00	0.00
593-0150	MINOR TOOLS & EQUIPMENT	2,246.37	1,368.18	2,500.00	2,328.00	2,500.00	0.00
Outdoor Feather Flags	1	1,200.00				1,200.00	
Pop Up Tents	1	1,300.00				1,300.00	
593-0180	INFORMATION TECHNOLOGY	0.00	6,125.56	3,000.00	2,151.76	0.00	(3,000.00)
593-0190	SOFTWARE	0.00	1,534.98	10,694.00	10,694.00	0.00	(10,694.00)
*** CATEGORY TOTAL ***		3,252.94	11,136.85	18,194.00	16,998.45	4,500.00	(13,694.00)
REPAIR AND MAINTENANCE							
593-0420	MOTOR VEHICLES	0.00	327.26	0.00	0.00	0.00	0.00
*** CATEGORY TOTAL ***		0.00	327.26	0.00	0.00	0.00	0.00
MISCELLANEOUS SERVICES							
593-0501	COMMUNICATIONS	0.00	1,300.00	1,200.00	800.00	1,200.00	0.00
593-0511	AUTO ALLOWANCE	0.00	4,550.00	4,200.00	2,800.00	4,200.00	0.00
593-0513	TRAINING	129.00	125.95	4,120.00	2,815.90	8,480.00	4,360.00
593-0520	INSURANCE	0.00	0.00	0.00	0.00	0.00	0.00
593-0530	PROFESSIONAL SERVICE	0.00	0.00	0.00	11.36	0.00	0.00
593-0540	ADVERTISING	0.00	0.00	0.00	0.00	0.00	0.00
593-0550	TRAVEL	2,528.39	6,724.37	11,733.00	7,475.40	3,611.00	(8,122.00)

02 -HOTEL/MOTEL TAX FUND

EVENTS MARKETING

DEPARTMENT EXPENDITURES		TWO YEARS PRIOR ACTUAL	ONE YEAR PRIOR ACTUAL	CURRENT YEAR ACTUAL BUDGET	CURRENT YEAR Y-T-D ACTUAL	CURRENT YEAR PROPOSED BUDGET	INCREASE (DECREASE)
593-0551	DUES & MEMBERSHIPS	1,093.76	2,259.00	325.00	1,257.93	3,590.00	3,265.00
NASC MEMBERSHIPS	1	3,590.00				3,590.00	
*** CATEGORY TOTAL ***		3,751.15	14,959.32	21,578.00	15,160.59	21,081.00	(497.00)
EQUIPMNT > $5,000 OUTLAY							
593-1001	BUILDINGS & STRUCTURES	0.00	22,350.00	0.00	0.00	0.00	0.00
593-1006	LAND ACQUISITION	0.00	0.00	0.00	0.00	0.00	0.00
593-1007	MOTOR VEHICLES	0.00	0.00	0.00	0.00	0.00	0.00
*** CATEGORY TOTAL ***		0.00	22,350.00	0.00	0.00	0.00	0.00
SPRING BREAK							
593-7010	HOSTING COSTS	0.00	0.00	0.00	0.00	0.00	0.00
*** CATEGORY TOTAL ***		0.00	0.00	0.00	0.00	0.00	0.00
TOURSIM AND CULTURAL							
593-8015	TEXAS POLICE GAMES	0.00	0.00	0.00	0.00	0.00	0.00
593-8030	FIREWORKS	80,000.00	80,000.00	80,000.00	50,000.00	80,000.00	0.00
593-8045	KITE BOARDING RODEO	0.00	0.00	0.00	0.00	0.00	0.00
593-8060	ENTRANCE SIGNS	3,580.00	7,587.00	10,000.00	6,035.00	10,000.00	0.00
593-8068	KITEFEST	0.00	0.00	0.00	0.00	0.00	0.00
593-8070	BEACH AND BIKERFEST	0.00	0.00	0.00	0.00	0.00	0.00
593-8071	SPI MARATHON	0.00	0.00	0.00	0.00	0.00	0.00
593-8074	SPRING BREAK	0.00	5,896.69	7,000.00	7,043.92	10,000.00	3,000.00
593-8075	SAND CASTLE DAYS/SUMMER CON	0.00	0.00	0.00	0.00	0.00	0.00
593-8077	MEMORIAL DAY CONCERT	0.00	0.00	0.00	0.00	0.00	0.00
593-8080	NCAA MEN'S BASKETBALL	0.00	0.00	0.00	0.00	0.00	0.00
593-8081	NBA D LEAGUE	0.00	0.00	0.00	0.00	0.00	0.00
593-8084	SPI Bikefest	0.00	0.00	0.00	0.00	0.00	0.00
593-8086	TIFT	0.00	0.00	0.00	0.00	0.00	0.00
593-8088	LKT	0.00	0.00	0.00	0.00	0.00	0.00
593-8099	MISC. SPONSORSHIPS	628,050.53	621,248.98	684,796.00	486,329.62	695,987.00	11,191.00
*** CATEGORY TOTAL ***		711,630.53	714,732.67	781,796.00	549,408.54	795,987.00	14,191.00

02 -HOTEL/MOTEL TAX FUND
EVENTS MARKETING

DEPARTMENT EXPENDITURES		TWO YEARS PRIOR ACTUAL	ONE YEAR PRIOR ACTUAL	CURRENT YEAR ACTUAL BUDGET	CURRENT YEAR Y-T-D ACTUAL	PROPOSED BUDGET	INCREASE (DECREASE)
TOURISM AND CULTURAL							
593-8101	ECOTOURISM SPONSORSHIPS	0.00	25,423.10	50,000.00	3,340.60	50,000.00	0.00
593-8115	HIGH SCHOOL BASKETBALL	0.00	0.00	0.00	0.00	0.00	0.00
593-8118	FALL CONCERT SERIES	0.00	0.00	0.00	0.00	0.00	0.00
593-8131	KING OF THE CAUSEWAY	0.00	0.00	0.00	0.00	0.00	0.00
593-8142	JAILBREAK	0.00	0.00	0.00	0.00	0.00	0.00
593-8143	SAND CRAB RUN	0.00	0.00	0.00	0.00	0.00	0.00
593-8144	SPRING BREAK SPONSORSHIP	0.00	0.00	0.00	0.00	0.00	0.00
*** CATEGORY TOTAL ***		0.00	25,423.10	50,000.00	3,340.60	50,000.00	0.00
INTERFUND TRANSFERS							
593-9471	TSF TO GF - SPRINGBREAK	115,764.00	332,565.00	319,317.00	319,317.00	0.00	(319,317.00)
*** CATEGORY TOTAL ***		115,764.00	332,565.00	319,317.00	319,317.00	0.00	(319,317.00)
MISC ADJUSTMENTS							
593-9999	MISC DEPT ADJ	0.00	15,000.00	0.00	0.00	0.00	0.00
*** CATEGORY TOTAL ***		0.00	15,000.00	0.00	0.00	0.00	0.00
*** DEPARTMENT TOTAL ***		834,394.14	1,198,244.12	1,257,091.27	957,965.75	935,983.00	(321,108.27)

02 -HOTEL/MOTEL TAX FUND
MARKETING

DEPARTMENT EXPENDITURES		TWO YEARS PRIOR ACTUAL	ONE YEAR PRIOR ACTUAL	CURRENT YEAR ACTUAL BUDGET	CURRENT YEAR Y-T-D ACTUAL	PROPOSED BUDGET	INCREASE (DECREASE)
GOODS AND SUPPLIES							
594-0103 VIDEO MEDIA		0.00	0.00	0.00	0.00	0.00	0.00
594-0108 FULFILMENT AND POSTAGE		0.00	0.00	0.00	0.00	0.00	0.00
*** CATEGORY TOTAL ***		0.00	0.00	0.00	0.00	0.00	0.00
BULK GOODS AND SUPPLIES							
594-0230 STOCK PROMO - TRADE SHOWS		0.00	0.00	0.00	0.00	0.00	0.00
*** CATEGORY TOTAL ***		0.00	0.00	0.00	0.00	0.00	0.00
MISCELLANEOUS SERVICES							
594-0513 TRAINING EXPENSE		0.00	0.00	0.00	0.00	7,650.00	7,650.00
594-0530 PROFESSIONAL SERVICE		321,850.00	669,839.43	603,500.00	437,206.36	603,500.00	0.00
TAG PUBLIC RELATIONS	1	96,000.00				96,000.00	
TAG SOC MEDIA STRTGY &	1	12,000.00				12,000.00	
TAG ADV ANLYTCS & REPOR	1	24,800.00				24,800.00	
TAG ACCT SERVICES	1	162,000.00				162,000.00	
SKIFT RESEARCH	1	2,100.00				2,100.00	
SMITH TRAVEL RESEARCH R	1	7,000.00				7,000.00	
SRC STRTGIES/TX HOT PER	4	400.00				1,600.00	
UTRGV SPECIAL EVENT SUR	1	119,500.00				119,500.00	
VISA VUE TRAVEL	1	43,500.00				43,500.00	
KEY DATA	1	3,300.00				3,300.00	
TOURISM RPRTS - DI, VRB	1	16,700.00				16,700.00	
ARRIVALIST	1	115,000.00				115,000.00	
594-0531 MEDIA PLACEMENT		2,093,263.17	2,694,755.24	3,380,000.00	1,981,480.67	2,653,650.00	(726,350.00)
TAG RESEARCH, PLAN, PLA	1	2,025,000.00				2,025,000.00	
IN-HOUSE GROUP BUSINESS	1	200,000.00				200,000.00	
IN - HS MISC MARKETING	1	128,650.00				128,650.00	
FALL 19/20 INCREMENTAL	1	300,000.00				300,000.00	
594-0533 MARKETING		91,120.97	122,505.16	109,800.00	74,475.46	110,000.00	200.00
ACTIVE ON	1	12,000.00				12,000.00	
UPRIGHT SOCIAL	1	3,600.00				3,600.00	
ISSUU PUBLISHING	1	1,000.00				1,000.00	
LUMEN	1	1,788.00				1,788.00	
UTRIP	1	10,500.00				10,500.00	
ONCE THERE	1	7,500.00				7,500.00	
SPECIAL EVENT BOOSTING	1	10,000.00				10,000.00	
TIMELY	1	1,188.00				1,188.00	
BARBERSTOCK	1	14,388.00				14,388.00	
BEE PRO	1	263.00				263.00	

02 -HOTEL/MOTEL TAX FUND

MARKETING

DEPARTMENT EXPENDITURES		TWO YEARS PRIOR ACTUAL	ONE YEAR PRIOR ACTUAL	CURRENT YEAR ACTUAL BUDGET	CURRENT YEAR Y-T-D ACTUAL	PROPOSED BUDGET	INCREASE (DECREASE)
REDAWNING / BLIZZARD	1	18,000.00				18,000.00	
SPROUT SOCIAL / SMPL ME	1	11,000.00				11,000.00	
CISION	1	8,500.00				8,500.00	
CANVA	1	10,273.00				10,273.00	
594-0535 FAMILIARIZATION TOURS		0.00	0.00	0.00	1,024.48	0.00	0.00
594-0537 PRODUCTION/CONTENT DEVELOPM		452,319.69	329,989.66	200,000.00	261,166.12	314,200.00	114,200.00
TAG - CREATIVE & CONTEN	1	194,200.00				194,200.00	
TAG - PRODUCTION & EDIT	1	120,000.00				120,000.00	
594-0538 CONVENTION SERVICES		0.00	0.00	0.00	0.00	0.00	0.00
594-0550 TRAVEL EXPENSE/TRADE SHOWS		19,602.47	16,098.10	10,000.00	6,554.03	13,969.00	3,969.00
AGENCY TRAVEL	1	10,000.00				10,000.00	
STAFF TRAVEL	1	3,969.00				3,969.00	
594-0553 TRADESHOW FEES		3,200.00	0.00	0.00	0.00	0.00	0.00
594-0554 FREIGHT		0.00	0.00	0.00	0.00	0.00	0.00
594-0559 CONTENT DEVELOPMENT		94,908.70	58,642.85	77,850.00	57,620.13	60,000.00	(17,850.00)
TAG - WEBSITE MNTNCE &	1	60,000.00				60,000.00	
*** CATEGORY TOTAL ***		3,076,265.00	3,891,830.44	4,381,150.00	2,819,527.25	3,762,969.00	(618,181.00)
*** DEPARTMENT TOTAL ***		3,076,265.00	3,891,830.44	4,381,150.00	2,819,527.25	3,762,969.00	(618,181.00)
*** TOTAL EXPENDITURES ***		5,595,029.28	6,991,669.57	8,388,094.42	5,387,917.67	7,131,915.00	(1,256,179.42)

*** END OF REPORT ***

PROPOSED BUDGET WORKSHEET

AS OF: JUNE 30TH, 2019

03 -VENUE PROJECT FUND

FINANCIAL SUMMARY	TWO YEARS PRIOR ACTUAL	ONE YEAR PRIOR ACTUAL	CURRENT YEAR ACTUAL BUDGET	CURRENT YEAR Y-T-D ACTUAL	PROPOSED BUDGET	INCREASE (DECREASE)
REVENUE SUMMARY						
NON-PROPERTY TAXES	1,687,292.40	2,065,627.21	1,901,899.00	875,184.86	2,070,202.00	168,303.00
FEES AND SERVICES	0.00	365.12	0.00	308.38	0.00	0.00
MISCELLANEOUS	2,918.76	20,209.66	0.00	40,591.28	0.00	0.00
*** TOTAL REVENUES ***	1,690,211.16	2,086,201.99	1,901,899.00	916,084.52	2,070,202.00	168,303.00
EXPENDITURE SUMMARY						
SPECIAL PROJECTS	710,131.50	439,283.90	506,138.00	383,612.59	507,438.00	1,300.00
*** TOTAL EXPENDITURES ***	710,131.50	439,283.90	506,138.00	383,612.59	507,438.00	1,300.00
** REVENUES OVER(UNDER) EXPENDITURES **	980,079.66	1,646,918.09	1,395,761.00	532,471.93	1,562,764.00	167,003.00

PROPOSED BUDGET WORKSHEET

AS OF: JUNE 30TH, 2019

03 -VENUE PROJECT FUND

REVENUES		TWO YEARS PRIOR ACTUAL	ONE YEAR PRIOR ACTUAL	CURRENT YEAR ACTUAL BUDGET	CURRENT YEAR Y-T-D ACTUAL	PROPOSED BUDGET	INCREASE (DECREASE)
NON-PROPERTY TAXES							
43010	HOTEL/MOTEL OCCUPANCY TAX	1,685,854.82	2,058,417.01	1,901,899.00	872,468.75	2,070,202.00	168,303.00
43011	PENALTIES	711.33	4,613.53	0.00	1,575.82	0.00	0.00
43012	INTEREST	726.25	2,596.67	0.00	1,191.95	0.00	0.00
43013	REFUND OVERPAID TAXES	0.00	0.00	0.00	(51.66)	0.00	0.00
** REVENUE CATEGORY TOTAL **		1,687,292.40	2,065,627.21	1,901,899.00	875,184.86	2,070,202.00	168,303.00
FEES AND SERVICES							
44014	REV DISC LOCAL OCCUPANCY TA	0.00	365.12	0.00	308.38	0.00	0.00
** REVENUE CATEGORY TOTAL **		0.00	365.12	0.00	308.38	0.00	0.00
MISCELLANEOUS							
48040	INTEREST REVENUE	2,918.76	20,209.66	0.00	40,591.28	0.00	0.00
48042	MISCELLANEOUS REVENUE	0.00	0.00	0.00	0.00	0.00	0.00
** REVENUE CATEGORY TOTAL **		2,918.76	20,209.66	0.00	40,591.28	0.00	0.00
*** TOTAL REVENUES ***		1,690,211.16	2,086,201.99	1,901,899.00	916,084.52	2,070,202.00	168,303.00

PROPOSED BUDGET WORKSHEET

AS OF: JUNE 30TH, 2019

03 -VENUE PROJECT FUND

SPECIAL PROJECTS

DEPARTMENT EXPENDITURES	TWO YEARS PRIOR ACTUAL	ONE YEAR PRIOR ACTUAL	CURRENT YEAR ACTUAL BUDGET	CURRENT YEAR Y-T-D ACTUAL	PROPOSED BUDGET	INCREASE (DECREASE)
GOODS AND SUPPLIES						
597-0102 LOCAL MEETINGS	0.00	201.90	0.00	128.45	0.00	0.00
*** CATEGORY TOTAL ***	0.00	201.90	0.00	128.45	0.00	0.00
MISCELLANEOUS SERVICES						
597-0530 PROFESSIONAL SERVICES	0.00	2,078.00	0.00	3,881.00	0.00	0.00
*** CATEGORY TOTAL ***	0.00	2,078.00	0.00	3,881.00	0.00	0.00
INTERFUND TRANSFERS						
597-9470 TSF TO VENUE DEBT SERVICE	72,834.00	437,004.00	506,138.00	379,603.14	507,438.00	1,300.00
597-9472-01 TSF TO VENUE SEASONAL RESER	127,460.00	0.00	0.00	0.00	0.00	0.00
597-9473-01 TSF TO VENUE DEBT RESERVE	509,837.50	0.00	0.00	0.00	0.00	0.00
*** CATEGORY TOTAL ***	710,131.50	437,004.00	506,138.00	379,603.14	507,438.00	1,300.00
*** DEPARTMENT TOTAL ***	710,131.50	439,283.90	506,138.00	383,612.59	507,438.00	1,300.00
*** TOTAL EXPENDITURES ***	710,131.50	439,283.90	506,138.00	383,612.59	507,438.00	1,300.00

*** END OF REPORT ***

CITY OF SOUTH PADRE ISLAND
PROPOSED BUDGET WORKSHEET
AS OF: JUNE 30TH, 2019

06 -CONVENTION CENTER FUND

FINANCIAL SUMMARY	TWO YEARS PRIOR ACTUAL	ONE YEAR PRIOR ACTUAL	CURRENT YEAR ACTUAL BUDGET	CURRENT YEAR Y-T-D ACTUAL	PROPOSED BUDGET	INCREASE (DECREASE)
REVENUE SUMMARY						
CONVENTION CENTER REVENUE	293,391.70	303,919.35	235,000.00	206,327.28	270,000.00	35,000.00
NON-PROPERTY TAXES	1,706,553.62	1,758,362.15	1,266,487.00	583,052.66	1,200,000.00	(66,487.00)
FEES AND SERVICES	0.00	1,038.62	0.00	1,875.93	0.00	0.00
INTERGOVERNMENTAL	0.00	0.00	0.00	0.00	0.00	0.00
MISCELLANEOUS	15,179.66	40,917.06	15,000.00	54,304.72	25,000.00	10,000.00
OTHER FINANCING SOURCES	12,463.87	400.00	0.00	2,229.34	0.00	0.00
*** TOTAL REVENUES ***	2,027,588.85	2,104,637.18	1,516,487.00	847,789.93	1,495,000.00	(21,487.00)
EXPENDITURE SUMMARY						
CONVENTION CENTER	1,649,159.14	1,407,252.44	1,636,083.70	1,069,665.54	1,458,940.00	(177,143.70)
*** TOTAL EXPENDITURES ***	1,649,159.14	1,407,252.44	1,636,083.70	1,069,665.54	1,458,940.00	(177,143.70)
** REVENUES OVER(UNDER) EXPENDITURES **	378,429.71	697,384.74	(119,596.70)	(221,875.61)	36,060.00	155,656.70

PROPOSED BUDGET WORKSHEET

AS OF: JUNE 30TH, 2019

06 -CONVENTION CENTER FUND

REVENUES		TWO YEARS PRIOR ACTUAL	ONE YEAR PRIOR ACTUAL	CURRENT YEAR ACTUAL BUDGET	CURRENT YEAR Y-T-D ACTUAL	PROPOSED BUDGET	INCREASE (DECREASE)
CONVENTION CENTER REVENUE							
41000	RENTAL FEES	269,603.55	276,366.56	215,000.00	197,160.00	250,000.00	35,000.00
41100	FOOD SALES	0.00	0.00	0.00	0.00	0.00	0.00
41110	LIQUOR SALES	0.00	0.00	0.00	0.00	0.00	0.00
41120	WINE SALES	0.00	0.00	0.00	0.00	0.00	0.00
41130	BEER SALES	0.00	0.00	0.00	0.00	0.00	0.00
41160	CONCESSION COMMISSIONS & SA	0.00	986.51	0.00	0.00	0.00	0.00
41170	CATERING COMMISSIONS	22,962.95	25,776.28	20,000.00	9,167.28	20,000.00	0.00
41180	BEVERAGE COMMISSIONS	0.00	0.00	0.00	0.00	0.00	0.00
41190	AUDIO/VISUAL RENTAL COMMISS	185.00	380.00	0.00	0.00	0.00	0.00
41200	SOUVENIR COMMISSIONS	0.00	0.00	0.00	0.00	0.00	0.00
41300	CONVENTION DECORATING COMMI	0.00	0.00	0.00	0.00	0.00	0.00
41400	EQUIPMENT RENTAL	640.20	410.00	0.00	0.00	0.00	0.00
41450	WI-FI RENTAL	0.00	0.00	0.00	0.00	0.00	0.00
41500	TICKET SALES	0.00	0.00	0.00	0.00	0.00	0.00
41600	EVENT SECURITY FEES	0.00	0.00	0.00	0.00	0.00	0.00
41700	EVENT ELECTRIC FEES	0.00	0.00	0.00	0.00	0.00	0.00
** REVENUE CATEGORY TOTAL **		293,391.70	303,919.35	235,000.00	206,327.28	270,000.00	35,000.00
NON-PROPERTY TAXES							
43010	HOTEL/MOTEL OCCUPANCY TAX	1,704,162.05	1,752,223.74	1,266,487.00	581,254.84	1,200,000.00	(66,487.00)
43011	PENALTIES	1,180.23	3,925.10	0.00	1,049.34	0.00	0.00
43012	INTEREST	1,352.86	2,213.31	0.00	793.74	0.00	0.00
43013	REFUND OVERPAID TAXES	(141.52)	0.00	0.00	(45.26)	0.00	0.00
** REVENUE CATEGORY TOTAL **		1,706,553.62	1,758,362.15	1,266,487.00	583,052.66	1,200,000.00	(66,487.00)
FEES AND SERVICES							
44014	REV DISC LOCAL OCCUPANCY TA	0.00	1,038.62	0.00	1,875.93	0.00	0.00
** REVENUE CATEGORY TOTAL **		0.00	1,038.62	0.00	1,875.93	0.00	0.00
INTERGOVERNMENTAL							
46062	PIC REIMURSEMENT	0.00	0.00	0.00	0.00	0.00	0.00
46068	GRANT REVENUE	0.00	0.00	0.00	0.00	0.00	0.00
** REVENUE CATEGORY TOTAL **		0.00	0.00	0.00	0.00	0.00	0.00

PROPOSED BUDGET WORKSHEET

AS OF: JUNE 30TH, 2019

06 -CONVENTION CENTER FUND

REVENUES		TWO YEARS PRIOR ACTUAL	ONE YEAR PRIOR ACTUAL	CURRENT YEAR ACTUAL BUDGET	CURRENT YEAR Y-T-D ACTUAL	PROPOSED BUDGET	INCREASE (DECREASE)
MISCELLANEOUS							
48040	INTEREST REVENUE	12,785.86	37,590.68	15,000.00	48,089.17	25,000.00	10,000.00
48041	CASH OVER/SHORT	0.00	30.00	0.00	0.00	0.00	0.00
48042	MISCELLANEOUS REVENUE	2,393.80	3,296.38	0.00	6,215.55	0.00	0.00
48044	DISCOUNTS EARNED	0.00	0.00	0.00	0.00	0.00	0.00
48045	INSURANCE PROCEEDS	0.00	0.00	0.00	0.00	0.00	0.00
** REVENUE CATEGORY TOTAL **		15,179.66	40,917.06	15,000.00	54,304.72	25,000.00	10,000.00
OTHER FINANCING SOURCES							
49070	BOND PROCEEDS	0.00	0.00	0.00	0.00	0.00	0.00
49071	LEASE PROCEEDS	0.00	0.00	0.00	0.00	0.00	0.00
49080	OTHER FINANCING SOURCES	0.00	0.00	0.00	0.00	0.00	0.00
49085	SALE OF FIXED ASSETS	12,463.87	400.00	0.00	2,229.34	0.00	0.00
49090	TRANSFERS IN	0.00	0.00	0.00	0.00	0.00	0.00
** REVENUE CATEGORY TOTAL **		12,463.87	400.00	0.00	2,229.34	0.00	0.00
*** TOTAL REVENUES ***		2,027,588.85	2,104,637.18	1,516,487.00	847,789.93	1,495,000.00	(21,487.00)

06 -CONVENTION CENTER FUND

CONVENTION CENTER

DEPARTMENT EXPENDITURES		TWO YEARS PRIOR ACTUAL	ONE YEAR PRIOR ACTUAL	CURRENT YEAR ACTUAL BUDGET	CURRENT YEAR Y-T-D ACTUAL	PROPOSED BUDGET	INCREASE (DECREASE)
PERSONNEL SERVICES							
565-0010	SUPERVISION	0.00	0.00	0.00	0.00	0.00	0.00
565-0010-01	EXEMPT	0.00	18,461.50	0.00	36,129.26	49,934.00	49,934.00
565-0010-02	NON EXEMPT	289,791.22	290,013.96	320,608.00	208,728.53	267,567.00	(53,041.00)
565-0020	CLERICAL	0.00	0.00	0.00	0.00	0.00	0.00
565-0030	LABOR	0.00	0.00	0.00	0.00	0.00	0.00
565-0040	TEMPORARY EMPLOYEES	0.00	5,374.52	15,000.00	13,358.68	43,000.00	28,000.00
565-0060	OVERTIME	27,482.67	25,833.35	30,000.00	22,274.22	30,000.00	0.00
565-0070	MEDICARE	4,675.39	4,949.11	7,803.00	5,683.37	10,007.00	2,204.00
565-0080	TMRS	42,256.90	45,776.70	46,938.00	36,809.65	45,384.00	(1,554.00)
565-0081	GROUP INSURANCE	57,860.43	65,159.28	71,556.00	52,973.78	74,518.00	2,962.00
565-0083	WORKERS COMPENSATION	7,598.36	8,039.81	9,492.00	7,920.60	8,402.00	(1,090.00)
565-0084	UNEMPLOYMENT TAX	131.35	1,620.00	1,654.00	144.70	1,829.00	175.00
565-0085	LONGEVITY	5,926.00	6,526.00	7,127.00	7,126.00	6,109.00	(1,018.00)
565-0090	MERIT ADJUSTMENTS	9,850.00	11,787.60	34,082.70	30,674.43	0.00	(34,082.70)
565-0095	SALES INCENTIVE	0.00	0.00	0.00	3,408.27	0.00	0.00
*** CATEGORY TOTAL ***		445,572.32	483,541.83	544,260.70	425,231.49	536,750.00	(7,510.70)
GOODS AND SUPPLIES							
565-0101	OFFICE SUPPLIES	2,831.53	3,683.39	3,500.00	2,776.07	3,500.00	0.00
565-0102	LOCAL MEETINGS	632.16	616.93	200.00	191.40	200.00	0.00
565-0103-01	CONSUMABLES	2,338.96	3,025.63	2,100.00	1,728.00	2,100.00	0.00
565-0104	FUELS & LUBRICANTS	1,881.79	2,727.32	3,000.00	2,330.59	4,000.00	1,000.00
565-0105	CHEMICALS	0.00	396.78	0.00	0.00	0.00	0.00
565-0107	BOOKS & PERIODICALS	130.00	0.00	0.00	0.00	0.00	0.00
565-0108	POSTAGE	0.00	581.43	600.00	0.00	0.00	(600.00)
565-0109	PHOTOGRAPHIC SUPPLIES	0.00	0.00	0.00	0.00	0.00	0.00
565-0110	FLAGS	0.00	499.80	600.00	151.69	600.00	0.00
565-0111	TIRES & TUBES	0.00	0.00	0.00	0.00	0.00	0.00
565-0112	SIGNS	0.00	0.00	0.00	0.00	0.00	0.00
565-0113	BATTERIES	452.68	455.67	0.00	0.00	0.00	0.00
565-0114	MEDICAL	2,354.82	953.74	700.00	866.76	1,000.00	300.00
565-0115	LAMPS & GLOBES	3,782.38	6,323.01	4,000.00	3,565.74	4,000.00	0.00
565-0117	SAFETY SUPPLIES	0.00	0.00	0.00	0.00	0.00	0.00
565-0130	WEARING APPAREL	6,086.45	6,280.75	6,500.00	4,828.32	6,800.00	300.00
565-0150	MINOR TOOLS & EQUIPMENT	5,423.89	6,537.77	6,000.00	3,172.58	6,000.00	0.00
565-0160	LAUNDRY & JANITORIAL	23,223.74	25,229.29	23,000.00	20,135.44	25,000.00	2,000.00
565-0175	CATER RESALE FOOD/BEVERAGES	0.00	0.00	0.00	0.00	0.00	0.00
565-0176	CONCESSION SUPPLIES	2,107.88	928.47	1,500.00	1,083.31	1,306.00	(194.00)
565-0177	CATERING & KITCHEN SUPPLIES	0.00	971.47	1,000.00	486.29	1,000.00	0.00
565-0180	INFORMATION TECHNOLOGY	312.43	569.45	0.00	0.00	0.00	0.00
565-0190	SOFTWARE	0.00	0.00	0.00	0.00	0.00	0.00
*** CATEGORY TOTAL ***		51,558.71	59,780.90	52,700.00	41,316.19	55,506.00	2,806.00

06 -CONVENTION CENTER FUND
CONVENTION CENTER
DEPARTMENT EXPENDITURES

			TWO YEARS PRIOR ACTUAL	ONE YEAR PRIOR ACTUAL	CURRENT YEAR ACTUAL BUDGET	CURRENT YEAR Y-T-D ACTUAL	PROPOSED BUDGET	INCREASE (DECREASE)
BULK GOODS AND SUPPLIES								
565-0210	COLLATERAL PIECES		0.00	0.00	0.00	0.00	0.00	0.00
565-0230	PROMOTIONAL ITEMS		0.00	0.00	0.00	0.00	0.00	0.00
*** CATEGORY TOTAL ***			0.00	0.00	0.00	0.00	0.00	0.00
REPAIR AND MAINTENANCE								
565-0401	FURNITURE & FIXTURES		49,277.23	15,702.67	17,000.00	8,817.54	15,000.00	(2,000.00)
565-0410	MACHINERY & EQUIPMENT		39,005.75	38,461.95	23,000.00	22,948.48	21,000.00	(2,000.00)
565-0411	BUILDING & STRUCTURES		26,641.42	26,848.50	15,000.00	9,668.92	13,000.00	(2,000.00)
565-0412	LANDSCAPE MAINT.		27,739.27	22,948.67	30,000.00	655.04	20,000.00	(10,000.00)
565-0415	SERVICE CONTRACTS		79,356.91	80,576.61	96,344.00	67,079.74	96,674.00	330.00
	PHONE SYSTEM MAINTENANC	1	2,500.00				2,500.00	
	SPECTRUM	1	40,000.00				40,000.00	
	PEST CONTROL	1	3,200.00				3,200.00	
	MEETING MATRIX	1	3,800.00				3,800.00	
	FILTER FIRST AC FILTERS	1	5,100.00				5,100.00	
	A/V AUDIO MAINTENANCE	1	2,000.00				2,000.00	
	RCM CHEMICAL	1	1,800.00				1,800.00	
	SPRINKLER SYSTEM MAINTE	1	660.00				660.00	
	GENERATOR MAINTENANCE	1	3,300.00				3,300.00	
	SIMPLEX FIRE SPRINKLER	1	2,560.00				2,560.00	
	AC MAINT - INPECT & SER	1	15,000.00				15,000.00	
	ECO LAB - KITCHEN CHEMI	1	1,800.00				1,800.00	
	FATTY CHEM - GREASE TRA	1	1,900.00				1,900.00	
	SIMPLEX GRINNELL ALARM	1	1,854.00				1,854.00	
	FIRE PUMP REPAIR & SERV	1	3,446.00				3,446.00	
	RESERVE CLOUD RESERVATI	1	3,000.00				3,000.00	
	LED SIGN MAINT AGREEMEN	1	1,754.00				1,754.00	
	SINGS PLUS MAINT AGREEM	1	3,000.00				3,000.00	
565-0418	PARKING LOTS		184.00	691.38	0.00	0.00	0.00	0.00
565-0420	MOTOR VEHICLES		1,193.58	1,150.20	2,000.00	2,163.36	11,000.00	9,000.00
	2 BUSES (MAINTENANCE)	1	9,000.00				9,000.00	
	MISC	1	2,000.00				2,000.00	
565-0421	RADIOS & COMMUNCIATIONS		0.00	0.00	0.00	0.00	0.00	0.00
565-0427	PLUMBING		185.01	508.26	0.00	0.00	0.00	0.00
*** CATEGORY TOTAL ***			223,583.17	186,888.24	183,344.00	111,333.08	176,674.00	(6,670.00)

06 -CONVENTION CENTER FUND
CONVENTION CENTER

DEPARTMENT EXPENDITURES			TWO YEARS PRIOR ACTUAL	ONE YEAR PRIOR ACTUAL	CURRENT YEAR ACTUAL BUDGET	CURRENT YEAR Y-T-D ACTUAL	CURRENT YEAR PROPOSED BUDGET	INCREASE (DECREASE)
MISCELLANEOUS SERVICES								
565-0501	COMMUNICATIONS		11,699.33	11,189.56	14,000.00	9,457.06	14,000.00	0.00
565-0510	RENTAL OF EQUIPMENT		1,781.29	1,916.58	2,000.00	1,425.95	2,000.00	0.00
565-0513	TRAINING EXPENSE		0.00	149.00	1,640.00	180.00	2,170.00	530.00
565-0520	INSURANCE		117,359.73	125,142.64	125,000.00	129,945.00	130,000.00	5,000.00
565-0529	CREDIT CARD FEES		7,206.87	8,151.08	6,500.00	7,347.68	8,500.00	2,000.00
565-0530	PROFESSIONAL SERVICES		45,280.80	22,654.73	55,000.00	15,091.90	46,000.00	(9,000.00)
565-0531	MEDIA PLACEMENT		0.00	0.00	0.00	0.00	0.00	0.00
565-0533	MARKETING		0.00	0.00	0.00	0.00	0.00	0.00
565-0535	BOND ISSUANCE EXPENSE		0.00	0.00	0.00	0.00	0.00	0.00
565-0540	ADVERTISING		227.00	0.00	0.00	229.20	0.00	0.00
565-0550	TRAVEL EXPENSES		1,761.47	0.00	2,866.00	710.70	4,200.00	1,334.00
565-0551	DUES & MEMBERSHIPS		485.00	2,844.00	1,140.00	380.00	1,140.00	0.00
NOTARY LICENSE RENEWAL		1	200.00				200.00	
INT'L ASSOC. OF VENUE M		1	940.00				940.00	
565-0553	TRAVEL SHOWS/FEES		0.00	0.00	0.00	0.00	0.00	0.00
565-0558	DECORATIONS		1,635.64	0.00	2,000.00	928.93	2,000.00	0.00
565-0560	CAMERON COUNTY LEASE		13,957.31	15,362.29	15,000.00	8,945.52	18,000.00	3,000.00
565-0580	ELECTRICITY		346,771.75	232,125.49	300,000.00	194,412.07	275,000.00	(25,000.00)
565-0581	WATER, SEWER & GARBAGE		69,059.80	68,056.67	70,000.00	44,891.32	70,000.00	0.00
*** CATEGORY TOTAL ***			617,225.99	487,592.04	595,146.00	413,945.33	573,010.00	(22,136.00)
EQUIPMNT > $5,000 OUTLAY								
565-1001	BUILDINGS & STRUCTURES		273,336.01	118,392.96	87,025.00	69,087.45	63,000.00	(24,025.00)
PARKING LT SEALED & STR		1	35,000.00				35,000.00	
ELECTRICAL BOXES		1	28,000.00				28,000.00	
565-1004	MACHINERY & EQUIPMENT		0.00	25,299.79	167,608.00	4,552.00	0.00	(167,608.00)
565-1005	RADIO EQUIPMENT		0.00	0.00	0.00	0.00	0.00	0.00
565-1007	MOTOR VEHICLES		31,051.14	40,275.75	0.00	0.00	48,000.00	48,000.00
CVB - F250		1	38,000.00				38,000.00	
PURCHASE OF BUS		2	5,000.00				10,000.00	
565-1010	SOFTWARE		0.00	0.00	0.00	0.00	0.00	0.00
565-1011	INFORMATION TECHNOLOGY		0.00	0.00	0.00	0.00	0.00	0.00
565-1012	LANDSCAPE		0.00	0.00	0.00	0.00	0.00	0.00
565-1013	OTHER FIN USES-LEASE PURCHA		0.00	0.00	0.00	0.00	0.00	0.00
*** CATEGORY TOTAL ***			304,387.15	183,968.50	254,633.00	73,639.45	111,000.00	(143,633.00)

CITY OF SOUTH PADRE ISLAND
PROPOSED BUDGET WORKSHEET
AS OF: JUNE 30TH, 2019

06 -CONVENTION CENTER FUND
CONVENTION CENTER

DEPARTMENT EXPENDITURES		TWO YEARS PRIOR ACTUAL	ONE YEAR PRIOR ACTUAL	CURRENT YEAR ACTUAL BUDGET	CURRENT YEAR Y-T-D ACTUAL	PROPOSED BUDGET	INCREASE (DECREASE)
INTERFUND TRANSFERS							
565-9470	DEBT SERVICE TRANSFER	0.00	0.00	0.00	0.00	0.00	0.00
565-9477-01	TSF TO CONST IN PROGRESS FU	0.00	0.00	0.00	0.00	0.00	0.00
*** CATEGORY TOTAL ***		0.00	0.00	0.00	0.00	0.00	0.00
OTHER SERVICES							
565-9020	AUDIT	920.00	0.00	6,000.00	4,200.00	6,000.00	0.00
565-9047	EMPLOYEE TURNOVER	0.00	0.00	0.00	0.00	0.00	0.00
*** CATEGORY TOTAL ***		920.00	0.00	6,000.00	4,200.00	6,000.00	0.00
MISC ADJUSTMENTS							
565-9996	LEASE-FEES	141.72	1,634.21	0.00	0.00	0.00	0.00
565-9997	LEASE PAYMENT PRINCIPAL	5,248.56	3,499.04	0.00	0.00	0.00	0.00
565-9998	LEASE PAYMENT-INTEREST	521.52	347.68	0.00	0.00	0.00	0.00
565-9999	MISC DEPT ADJ	0.00	0.00	0.00	0.00	0.00	0.00
*** CATEGORY TOTAL ***		5,911.80	5,480.93	0.00	0.00	0.00	0.00
*** DEPARTMENT TOTAL ***		1,649,159.14	1,407,252.44	1,636,083.70	1,069,665.54	1,458,940.00	(177,143.70)
*** TOTAL EXPENDITURES ***		1,649,159.14	1,407,252.44	1,636,083.70	1,069,665.54	1,458,940.00	(177,143.70)

*** END OF REPORT ***

PROPOSED BUDGET WORKSHEET

AS OF: JUNE 30TH, 2019

09 -PARKS, REC & BEAUTIF

FINANCIAL SUMMARY	TWO YEARS PRIOR ACTUAL	ONE YEAR PRIOR ACTUAL	CURRENT YEAR ACTUAL BUDGET	CURRENT YEAR Y-T-D ACTUAL	PROPOSED BUDGET	INCREASE (DECREASE)
REVENUE SUMMARY						
FEES AND SERVICES	0.00	4,025.00	500.00	550.00	500.00	0.00
INTERGOVERNMENTAL	0.00	0.00	500,000.00	0.00	0.00	(500,000.00)
LICENSES AND PERMITS	275.00	3,250.00	3,000.00	1,750.00	3,000.00	0.00
MISCELLANEOUS	0.00	0.00	5,000.00	5,096.80	0.00	(5,000.00)
OTHER FINANCING SOURCES	15,000.00	85,671.00	209,366.00	209,366.00	91,856.00	(117,510.00)
*** TOTAL REVENUES ***	15,275.00	92,946.00	717,866.00	216,762.80	95,356.00	(622,510.00)
EXPENDITURE SUMMARY						
SPECIAL PROJECTS	11,074.57	73,095.90	717,866.00	42,944.22	95,356.00	(622,510.00)
*** TOTAL EXPENDITURES ***	11,074.57	73,095.90	717,866.00	42,944.22	95,356.00	(622,510.00)
** REVENUES OVER(UNDER) EXPENDITURES **	4,200.43	19,850.10	0.00	173,818.58	0.00	0.00

PROPOSED BUDGET WORKSHEET

AS OF: JUNE 30TH, 2019

09 -PARKS, REC & BEAUTIF

REVENUES		TWO YEARS PRIOR ACTUAL	ONE YEAR PRIOR ACTUAL	CURRENT YEAR ACTUAL BUDGET	CURRENT YEAR Y-T-D ACTUAL	PROPOSED BUDGET	INCREASE (DECREASE)
FEES AND SERVICES							
44058	RENTAL INCOME-COMMUNITY CTR	0.00	4,025.00	500.00	550.00	500.00	0.00
** REVENUE CATEGORY TOTAL **		0.00	4,025.00	500.00	550.00	500.00	0.00
INTERGOVERNMENTAL							
46068	GRANT REVENUE	0.00	0.00	500,000.00	0.00	0.00	(500,000.00)
** REVENUE CATEGORY TOTAL **		0.00	0.00	500,000.00	0.00	0.00	(500,000.00)
LICENSES AND PERMITS							
47037	SPECIAL EVENTS PMTS	275.00	3,250.00	3,000.00	1,750.00	3,000.00	0.00
** REVENUE CATEGORY TOTAL **		275.00	3,250.00	3,000.00	1,750.00	3,000.00	0.00
MISCELLANEOUS							
48042	MISC REVENUE - PARK,REC&BEA	0.00	0.00	0.00	0.00	0.00	0.00
48043	MISC REV - KEEP SPI BEAUTIF	0.00	0.00	0.00	0.00	0.00	0.00
48047	CONTRIBUTIONS TO CITY PARK	0.00	0.00	5,000.00	5,096.80	0.00	(5,000.00)
** REVENUE CATEGORY TOTAL **		0.00	0.00	5,000.00	5,096.80	0.00	(5,000.00)
OTHER FINANCING SOURCES							
49090	TRANSFER IN	15,000.00	85,671.00	209,366.00	209,366.00	91,856.00	(117,510.00)
** REVENUE CATEGORY TOTAL **		15,000.00	85,671.00	209,366.00	209,366.00	91,856.00	(117,510.00)
*** TOTAL REVENUES ***		15,275.00	92,946.00	717,866.00	216,762.80	95,356.00	(622,510.00)

PROPOSED BUDGET WORKSHEET

AS OF: JUNE 30TH, 2019

09 -PARKS, REC & BEAUTIF

SPECIAL PROJECTS

DEPARTMENT EXPENDITURES			TWO YEARS PRIOR ACTUAL	ONE YEAR PRIOR ACTUAL	CURRENT YEAR ACTUAL BUDGET	CURRENT YEAR Y-T-D ACTUAL	PROPOSED BUDGET	INCREASE (DECREASE)
PERSONNEL SERVICES								
572-0010-01	EXEMPT		0.00	27,961.94	0.00	18,615.30	44,440.00	44,440.00
572-0010-02	NON-EXEMPT		0.00	1,565.25	33,218.00	1,297.84	0.00	(33,218.00)
572-0040	TEMPORARY EMPLOYEES		0.00	0.00	0.00	0.00	0.00	0.00
572-0060	OVERTIME		0.00	0.00	0.00	0.00	0.00	0.00
572-0070	MEDICARE		0.00	389.72	624.00	299.56	835.00	211.00
572-0080	TMRS		0.00	4,165.62	4,447.00	1,990.01	5,804.00	1,357.00
572-0081	GROUP INSURANCE		0.00	3,555.36	7,274.00	3,117.59	7,529.00	255.00
572-0083	WORKERS COMPENSATION		0.00	140.31	91.00	78.70	99.00	8.00
572-0084	UNEMPLOYMENT TAX		0.00	162.00	142.00	6.53	124.00	(18.00)
572-0085	LONGEVITY		0.00	0.00	0.00	0.00	0.00	0.00
*** CATEGORY TOTAL ***			0.00	37,940.20	45,796.00	25,405.53	58,831.00	13,035.00
GOODS AND SUPPLIES								
572-0101	OFFICE SUPPLIES		0.00	1,149.87	1,300.00	547.31	1,300.00	0.00
572-0118	PRINTING		0.00	986.83	500.00	0.00	2,500.00	2,000.00
*** CATEGORY TOTAL ***			0.00	2,136.70	1,800.00	547.31	3,800.00	2,000.00
REPAIR AND MAINTENANCE								
572-0410	FURNITURE & FIXTURES		0.00	350.00	0.00	0.00	750.00	750.00
PING PONG TABLES		2	375.00				750.00	
572-0411	BUILDING & STRUCTURES		0.00	0.00	0.00	0.00	800.00	800.00
572-0433	PARKS MAINTENANCE		0.00	0.00	10,000.00	9,089.61	11,750.00	1,750.00
MISC		1	10,000.00				10,000.00	
GARDEN/PLANTINGS		1	1,750.00				1,750.00	
*** CATEGORY TOTAL ***			0.00	350.00	10,000.00	9,089.61	13,300.00	3,300.00
MISCELLANEOUS SERVICES								
572-0501	COMMUNICATIONS		0.00	600.00	1,200.00	550.00	1,200.00	0.00
572-0513	TRAINING EXPENSE		5.00	1,885.00	700.00	38.95	500.00	(200.00)
572-0530	PROFESSIONAL SERVICES		0.00	0.00	2,000.00	2,000.00	0.00	(2,000.00)
572-0540	ADVERTISING		65.00	3,105.69	5,000.00	466.00	5,000.00	0.00
572-0550	TRAVEL EXPENSE		1,154.55	3,139.57	1,800.00	540.56	1,200.00	(600.00)
572-0551	DUES & MEMBERSHIPS		15.00	170.00	600.00	55.00	600.00	0.00
*** CATEGORY TOTAL ***			1,239.55	8,900.26	11,300.00	3,650.51	8,500.00	(2,800.00)

CITY OF SOUTH PADRE ISLAND
PROPOSED BUDGET WORKSHEET
AS OF: JUNE 30TH, 2019

09 -PARKS, REC & BEAUTIF
SPECIAL PROJECTS
DEPARTMENT EXPENDITURES

		TWO YEARS PRIOR ACTUAL	ONE YEAR PRIOR ACTUAL	CURRENT YEAR ACTUAL BUDGET	CURRENT YEAR Y-T-D ACTUAL	PROPOSED BUDGET	INCREASE (DECREASE)
EQUIPMNT > $5,000 OUTLAY							
572-1001 BUILDINGS & STRUCTURES		0.00	0.00	0.00	0.00	0.00	0.00
*** CATEGORY TOTAL ***		0.00	0.00	0.00	0.00	0.00	0.00
SPECIAL PROJECTS							
572-9177 PARK IMPROVEMENTS		0.00	15,627.00	638,970.00	0.00	0.00	(638,970.00)
572-9185 COMMUNITY EVENTS		9,835.02	8,141.74	10,000.00	4,251.26	10,925.00	925.00
CHRISTMAS PARADE	1	5,000.00				5,000.00	
4TH OF JULY	1	1,500.00				1,500.00	
PARK EVENT	1	1,500.00				1,500.00	
ROTARY FLAG PROGRAM	1	2,425.00				2,425.00	
CAUSEWAY MEMORIAL	1	500.00				500.00	
572-9186 KEEP SPI BEAUTIFUL		0.00	0.00	0.00	0.00	0.00	0.00
572-9187 FARMER'S MARKET		0.00	0.00	0.00	0.00	0.00	0.00
*** CATEGORY TOTAL ***		9,835.02	23,768.74	648,970.00	4,251.26	10,925.00	(638,045.00)
*** DEPARTMENT TOTAL ***		11,074.57	73,095.90	717,866.00	42,944.22	95,356.00	(622,510.00)
*** TOTAL EXPENDITURES ***		11,074.57	73,095.90	717,866.00	42,944.22	95,356.00	(622,510.00)

*** END OF REPORT ***

CITY OF SOUTH PADRE ISLAND
PROPOSED BUDGET WORKSHEET
AS OF: JUNE 30TH, 2019

21 -MUN. COURT TECHNOLOGY

FINANCIAL SUMMARY	TWO YEARS PRIOR ACTUAL	ONE YEAR PRIOR ACTUAL	CURRENT YEAR ACTUAL BUDGET	CURRENT YEAR Y-T-D ACTUAL	PROPOSED BUDGET	INCREASE (DECREASE)
REVENUE SUMMARY						
FINES AND FORFEITURES	12,083.28	8,915.16	10,000.00	4,566.61	7,000.00	(3,000.00)
MISCELLANEOUS	94.83	275.80	0.00	278.34	0.00	0.00
*** TOTAL REVENUES ***	12,178.11	9,190.96	10,000.00	4,844.95	7,000.00	(3,000.00)
EXPENDITURE SUMMARY						
MUNICIPAL COURT	8,299.01	9,365.32	9,685.00	5,604.88	14,845.00	5,160.00
POLICE	0.00	0.00	0.00	0.00	0.00	0.00
*** TOTAL EXPENDITURES ***	8,299.01	9,365.32	9,685.00	5,604.88	14,845.00	5,160.00
** REVENUES OVER(UNDER) EXPENDITURES **	3,879.10	(174.36)	315.00	(759.93)	(7,845.00)	(8,160.00)

PROPOSED BUDGET WORKSHEET

AS OF: JUNE 30TH, 2019

21 -MUN. COURT TECHNOLOGY

REVENUES	TWO YEARS PRIOR ACTUAL	ONE YEAR PRIOR ACTUAL	CURRENT YEAR ACTUAL BUDGET	CURRENT YEAR Y-T-D ACTUAL	PROPOSED BUDGET	INCREASE (DECREASE)
FINES AND FORFEITURES						
45010 FINES & FORFEITURES	12,083.28	8,915.16	10,000.00	4,566.61	7,000.00	(3,000.00)
** REVENUE CATEGORY TOTAL **	12,083.28	8,915.16	10,000.00	4,566.61	7,000.00	(3,000.00)
MISCELLANEOUS						
48040 INTEREST REVENUE	94.83	275.80	0.00	278.34	0.00	0.00
** REVENUE CATEGORY TOTAL **	94.83	275.80	0.00	278.34	0.00	0.00
*** TOTAL REVENUES ***	12,178.11	9,190.96	10,000.00	4,844.95	7,000.00	(3,000.00)

21 -MUN. COURT TECHNOLOGY
MUNICIPAL COURT

DEPARTMENT EXPENDITURES		TWO YEARS PRIOR ACTUAL	ONE YEAR PRIOR ACTUAL	CURRENT YEAR ACTUAL BUDGET	CURRENT YEAR Y-T-D ACTUAL	PROPOSED BUDGET	INCREASE (DECREASE)
GOODS AND SUPPLIES							
520-0150 MINOR TOOLS & EQUIP.		1,904.78	479.73	500.00	392.00	2,300.00	1,800.00
Computer Supplies, Keyb	1	808.00				808.00	
Two Laptops for Judge &	1	1,492.00				1,492.00	
520-0180 INFORMATION TECHNOLOGY		0.00	0.00	0.00	0.00	0.00	0.00
*** CATEGORY TOTAL ***		1,904.78	479.73	500.00	392.00	2,300.00	1,800.00
REPAIR AND MAINTENANCE							
520-0415 SERVICE CONTRACTS		2,350.00	4,376.06	4,285.00	1,825.00	6,445.00	2,160.00
Incode Court Case Manag	1	1,700.00				1,700.00	
Incode Court Online Com	1	1,200.00				1,200.00	
Incode Fee Support & Ho	1	900.00				900.00	
AcuCorp Run Time	1	235.00				235.00	
Public Date	1	250.00				250.00	
Lexis Nexis	1	2,100.00				2,100.00	
Doc Hub	1	60.00				60.00	
*** CATEGORY TOTAL ***		2,350.00	4,376.06	4,285.00	1,825.00	6,445.00	2,160.00
MISCELLANEOUS SERVICES							
520-0501 COMMUNICATIONS		520.00	1,040.00	1,200.00	680.00	2,400.00	1,200.00
520-0510 RENTAL OF EQUIPMENT		3,524.23	3,469.53	3,700.00	2,707.88	3,700.00	0.00
Xerox Machine Rental -	1	3,700.00				3,700.00	
520-0513 TRAINING		0.00	0.00	0.00	0.00	0.00	0.00
520-0530 PROFESSIONAL SERVICES		0.00	0.00	0.00	0.00	0.00	0.00
520-0550 TRAVEL		0.00	0.00	0.00	0.00	0.00	0.00
*** CATEGORY TOTAL ***		4,044.23	4,509.53	4,900.00	3,387.88	6,100.00	1,200.00
EQUIPMNT > $5,000 OUTLAY							
520-1004 MACHINERY & EQUIPMENT		0.00	0.00	0.00	0.00	0.00	0.00
520-1011 INFORMATION TECHNOLOGY		0.00	0.00	0.00	0.00	0.00	0.00
*** CATEGORY TOTAL ***		0.00	0.00	0.00	0.00	0.00	0.00
*** DEPARTMENT TOTAL ***		8,299.01	9,365.32	9,685.00	5,604.88	14,845.00	5,160.00

21 -MUN. COURT TECHNOLOGY
POLICE

DEPARTMENT EXPENDITURES	TWO YEARS PRIOR ACTUAL	ONE YEAR PRIOR ACTUAL	CURRENT YEAR ACTUAL BUDGET	CURRENT YEAR Y-T-D ACTUAL	PROPOSED BUDGET	INCREASE (DECREASE)
MISCELLANEOUS SERVICES						
521-0530 PROFESSIONAL SERVICES	0.00	0.00	0.00	0.00	0.00	0.00
*** CATEGORY TOTAL ***	0.00	0.00	0.00	0.00	0.00	0.00
*** DEPARTMENT TOTAL ***	0.00	0.00	0.00	0.00	0.00	0.00
*** TOTAL EXPENDITURES ***	8,299.01	9,365.32	9,685.00	5,604.88	14,845.00	5,160.00

*** END OF REPORT ***

PROPOSED BUDGET WORKSHEET

AS OF: JUNE 30TH, 2019

22 -MUN. COURT SECURITY FUND

FINANCIAL SUMMARY	TWO YEARS PRIOR ACTUAL	ONE YEAR PRIOR ACTUAL	CURRENT YEAR ACTUAL BUDGET	CURRENT YEAR Y-T-D ACTUAL	PROPOSED BUDGET	INCREASE (DECREASE)
REVENUE SUMMARY						
FINES AND FORFEITURES	9,062.43	6,686.37	7,000.00	3,424.97	5,000.00	(2,000.00)
MISCELLANEOUS	237.21	690.95	0.00	791.30	0.00	0.00
*** TOTAL REVENUES ***	9,299.64	7,377.32	7,000.00	4,216.27	5,000.00	(2,000.00)
EXPENDITURE SUMMARY						
POLICE	4,930.84	2,108.86	6,840.00	1,476.00	9,068.00	2,228.00
*** TOTAL EXPENDITURES ***	4,930.84	2,108.86	6,840.00	1,476.00	9,068.00	2,228.00
** REVENUES OVER(UNDER) EXPENDITURES **	4,368.80	5,268.46	160.00	2,740.27	(4,068.00)	(4,228.00)

PROPOSED BUDGET WORKSHEET

AS OF: JUNE 30TH, 2019

22 -MUN. COURT SECURITY FUND

REVENUES	TWO YEARS PRIOR ACTUAL	ONE YEAR PRIOR ACTUAL	CURRENT YEAR ACTUAL BUDGET	CURRENT YEAR Y-T-D ACTUAL	PROPOSED BUDGET	INCREASE (DECREASE)
FINES AND FORFEITURES						
45010 FINES & FORFEITURES	9,062.43	6,686.37	7,000.00	3,424.97	5,000.00	(2,000.00)
** REVENUE CATEGORY TOTAL **	9,062.43	6,686.37	7,000.00	3,424.97	5,000.00	(2,000.00)
MISCELLANEOUS						
48040 INTEREST REVENUE	237.21	690.95	0.00	791.30	0.00	0.00
** REVENUE CATEGORY TOTAL **	237.21	690.95	0.00	791.30	0.00	0.00
*** TOTAL REVENUES ***	9,299.64	7,377.32	7,000.00	4,216.27	5,000.00	(2,000.00)

PROPOSED BUDGET WORKSHEET

AS OF: JUNE 30TH, 2019

22 -MUN. COURT SECURITY FUND

POLICE

DEPARTMENT EXPENDITURES		TWO YEARS PRIOR ACTUAL	ONE YEAR PRIOR ACTUAL	CURRENT YEAR ACTUAL BUDGET	CURRENT YEAR Y-T-D ACTUAL	PROPOSED BUDGET	INCREASE (DECREASE)
PERSONNEL SERVICES							
521-0040	TEMPORARY EMPLOYEES	0.00	0.00	0.00	0.00	0.00	0.00
521-0060	OVERTIME	0.00	0.00	0.00	0.00	0.00	0.00
*** CATEGORY TOTAL ***		0.00	0.00	0.00	0.00	0.00	0.00
GOODS AND SUPPLIES							
521-0107	BOOKS & PERIODICALS	0.00	0.00	300.00	0.00	300.00	0.00
521-0150	MINOR TOOLS AND EQUIPMENT	4,930.84	0.00	2,000.00	0.00	2,525.00	525.00
Balistic Vest for Chief	1	525.00				525.00	
Misc	1	2,000.00				2,000.00	
521-0161	AMMUNITION & TARGETS	0.00	0.00	0.00	0.00	150.00	150.00
Ammunition to Chief Mar	1	150.00				150.00	
*** CATEGORY TOTAL ***		4,930.84	0.00	2,300.00	0.00	2,975.00	675.00
MISCELLANEOUS SERVICES							
521-0513	TRAINING EXPENSE	0.00	1,000.00	2,000.00	1,000.00	2,000.00	0.00
521-0530	PROFESSIONAL SERVICES	0.00	0.00	0.00	0.00	0.00	0.00
521-0550	TRAVEL EXPENSE	0.00	1,108.86	2,540.00	476.00	4,093.00	1,553.00
*** CATEGORY TOTAL ***		0.00	2,108.86	4,540.00	1,476.00	6,093.00	1,553.00
EQUIPMNT > $5,000 OUTLAY							
521-1001	BUILDING & STRUCTURES	0.00	0.00	0.00	0.00	0.00	0.00
*** CATEGORY TOTAL ***		0.00	0.00	0.00	0.00	0.00	0.00
*** DEPARTMENT TOTAL ***		4,930.84	2,108.86	6,840.00	1,476.00	9,068.00	2,228.00
*** TOTAL EXPENDITURES ***		4,930.84	2,108.86	6,840.00	1,476.00	9,068.00	2,228.00

*** END OF REPORT ***

PROPOSED BUDGET WORKSHEET

AS OF: JUNE 30TH, 2019

30 -TRANSPORTATION

FINANCIAL SUMMARY	TWO YEARS PRIOR ACTUAL	ONE YEAR PRIOR ACTUAL	CURRENT YEAR ACTUAL BUDGET	CURRENT YEAR Y-T-D ACTUAL	PROPOSED BUDGET	INCREASE (DECREASE)
REVENUE SUMMARY						
INTERGOVERNMENTAL	1,824,577.29	3,104,782.47	4,713,568.00	2,461,780.20	1,536,696.00	(3,176,872.00)
MISCELLANEOUS	49,721.58	38,591.33	50,000.00	37,500.00	50,000.00	0.00
OTHER FINANCING SOURCES	84,088.47	115,722.17	106,836.00	80,627.96	164,110.00	57,274.00
*** TOTAL REVENUES ***	1,958,387.34	3,259,095.97	4,870,404.00	2,579,908.16	1,750,806.00	(3,119,598.00)
EXPENDITURE SUMMARY						
SPI METRO	1,628,488.02	2,936,280.80	4,430,568.00	4,137,562.44	1,750,806.00	(2,679,762.00)
METRO CONNECT	382,109.21	418,948.26	439,836.00	42,613.78	0.00	(439,836.00)
*** TOTAL EXPENDITURES ***	2,010,597.23	3,355,229.06	4,870,404.00	4,180,176.22	1,750,806.00	(3,119,598.00)
** REVENUES OVER(UNDER) EXPENDITURES **	(52,209.89)	(96,133.09)	0.00	(1,600,268.06)	0.00	0.00

PROPOSED BUDGET WORKSHEET

AS OF: JUNE 30TH, 2019

30 -TRANSPORTATION

REVENUES		TWO YEARS PRIOR ACTUAL	ONE YEAR PRIOR ACTUAL	CURRENT YEAR ACTUAL BUDGET	CURRENT YEAR Y-T-D ACTUAL	PROPOSED BUDGET	INCREASE (DECREASE)
INTERGOVERNMENTAL							
46065	FEDERAL GRANT FUNDS	1,242,389.34	2,523,175.19	4,188,286.00	2,450,099.92	1,011,414.00	(3,176,872.00)
46066	TXDOT GRANT FUNDS	541,978.51	540,390.00	525,282.00	0.00	525,282.00	0.00
46067	REFUND GRANT FUNDS	0.00	0.00	0.00	0.00	0.00	0.00
46068	LOCAL -CITY OF BROWNSVILLE	40,209.44	41,217.28	0.00	11,680.28	0.00	0.00
** REVENUE CATEGORY TOTAL **		1,824,577.29	3,104,782.47	4,713,568.00	2,461,780.20	1,536,696.00	(3,176,872.00)
MISCELLANEOUS							
48040	INTEREST	0.00	0.00	0.00	0.00	0.00	0.00
48042	MISCELLANEOUS REVENUE	(278.42)	0.00	0.00	0.00	0.00	0.00
48045	INSURANCE PROCEEDS	0.00	1,091.33	0.00	0.00	0.00	0.00
48063	ADVERTISING	0.00	0.00	0.00	0.00	0.00	0.00
48064	FARE BOX REVENUE	0.00	0.00	0.00	0.00	0.00	0.00
48067	PORT ISABEL EDC MATCH	50,000.00	37,500.00	50,000.00	37,500.00	50,000.00	0.00
** REVENUE CATEGORY TOTAL **		49,721.58	38,591.33	50,000.00	37,500.00	50,000.00	0.00
OTHER FINANCING SOURCES							
49071	LEASE PROCEEDS	0.00	0.00	0.00	3,450.00	52,110.00	52,110.00
49085	SALE OF FIXED ASSETS	0.00	14,189.81	0.00	194.25	0.00	0.00
49090	TRANSFERS IN	84,088.47	101,532.36	106,836.00	76,983.71	112,000.00	5,164.00
	GF CONTRIBUTION 1	112,000.00				112,000.00	
** REVENUE CATEGORY TOTAL **		84,088.47	115,722.17	106,836.00	80,627.96	164,110.00	57,274.00
*** TOTAL REVENUES ***		1,958,387.34	3,259,095.97	4,870,404.00	2,579,908.16	1,750,806.00	(3,119,598.00)

PROPOSED BUDGET WORKSHEET

AS OF: JUNE 30TH, 2019

30 -TRANSPORTATION

SPI METRO

DEPARTMENT EXPENDITURES		TWO YEARS PRIOR ACTUAL	ONE YEAR PRIOR ACTUAL	CURRENT YEAR ACTUAL BUDGET	CURRENT YEAR Y-T-D ACTUAL	PROPOSED BUDGET	INCREASE (DECREASE)
PERSONNEL SERVICES							
591-0010	SUPERVISION	0.00	0.00	0.00	0.00	0.00	0.00
591-0010-01	EXEMPT	79,648.62	87,999.25	139,050.00	66,236.85	140,440.00	1,390.00
591-0010-02	NON-EXEMPT	315,912.53	281,158.10	326,515.00	247,975.48	474,396.00	147,881.00
591-0010-03	NON- EXEMPT ADMINISTRATIVE	55,298.34	86,245.70	40,170.00	63,716.00	40,573.00	403.00
591-0010-04	NON-EXEMPT - MAINTENANCE	0.00	0.00	0.00	25,976.37	0.00	0.00
591-0020	CLERICAL	0.00	0.00	0.00	0.00	0.00	0.00
591-0030	LABOR	0.00	0.00	0.00	0.00	0.00	0.00
591-0040	TEMPORARY EMPLOYEES	45,248.82	38,373.81	28,500.00	67,614.21	28,500.00	0.00
591-0040-04	TEMP EMPLOYEES - MAINT	13,554.00	13,351.50	0.00	4,792.50	0.00	0.00
591-0060	OVERTIME	73,524.15	75,342.69	48,000.00	50,967.12	48,000.00	0.00
591-0060-03	OVERTIME ADMINISTRATIVE	1,272.53	1,855.70	3,000.00	1,471.14	3,000.00	0.00
591-0060-04	OVERTIME MECHANIC	0.00	0.00	0.00	1,208.90	0.00	0.00
591-0070	MEDICARE	12,459.16	12,042.18	12,769.00	12,559.34	15,583.00	2,814.00
591-0080	TMRS	66,671.46	70,004.79	74,533.00	55,038.08	92,257.00	17,724.00
591-0081	GROUP INSURANCE	77,303.62	82,404.51	100,194.00	75,967.30	140,055.00	39,861.00
591-0083	WORKERS COMPENSATION	18,835.36	20,361.08	21,963.00	18,407.57	22,421.00	458.00
591-0084	UNEMPLOYMENT TAX	615.76	2,579.49	2,433.00	559.31	2,743.00	310.00
591-0085	LONGEVITY	2,747.00	3,499.00	4,057.00	4,248.00	4,454.00	397.00
591-0090	MERIT ADJUSTMENTS	0.00	0.00	0.00	0.00	0.00	0.00
*** CATEGORY TOTAL ***		763,091.35	775,217.80	801,184.00	696,738.17	1,012,422.00	211,238.00
GOODS AND SUPPLIES							
591-0101	OFFICE SUPPLIES	2,699.43	2,999.37	3,000.00	1,194.86	3,000.00	0.00
591-0102	LOCAL MEETINGS	1,117.55	2,013.16	2,500.00	1,072.03	2,500.00	0.00
591-0104	FUELS & LUBRICANTS	113,141.77	117,961.27	122,980.00	75,588.05	123,714.00	734.00
591-0107	BOOKS & PERIODICALS	22.00	0.00	0.00	0.00	0.00	0.00
591-0108	POSTAGE	311.26	163.72	300.00	95.30	300.00	0.00
591-0112	SIGNS	0.00	0.00	0.00	0.00	0.00	0.00
591-0118	PRINTING	0.00	0.00	8,000.00	2,918.85	8,000.00	0.00
591-0130	WEARING APPAREL	12,027.75	9,369.55	10,000.00	7,993.45	10,000.00	0.00
591-0150	MINOR TOOLS & EQUIPMENT	9,633.59	4,605.56	5,000.00	6,664.39	5,000.00	0.00
591-0160	LAUNDRY & JANITORIAL	1,871.33	1,582.35	2,000.00	4,521.76	10,000.00	8,000.00
591-0180	INFORMATION TECHNOLOGY	0.00	0.00	0.00	0.00	0.00	0.00
591-0190	SOFTWARE	0.00	0.00	0.00	0.00	0.00	0.00
*** CATEGORY TOTAL ***		140,824.68	138,694.98	153,780.00	100,048.69	162,514.00	8,734.00

30 -TRANSPORTATION
SPI METRO

DEPARTMENT EXPENDITURES		TWO YEARS PRIOR ACTUAL	ONE YEAR PRIOR ACTUAL	CURRENT YEAR ACTUAL BUDGET	CURRENT YEAR Y-T-D ACTUAL	PROPOSED BUDGET	INCREASE (DECREASE)
REPAIR AND MAINTENANCE							
591-0401	FURNITURE & FIXTURES	929.95	169.99	19,848.00	5,136.40	4,000.00	(15,848.00)
591-0410	MACHINERY & EQUIPMENT	1,710.12	0.00	4,000.00	1,029.15	0.00	(4,000.00)
591-0411	BUILDING & STRUCTURES	4,637.90	8,553.27	10,000.00	6,650.26	5,000.00	(5,000.00)
591-0412	LANDSCAPE	0.00	0.00	5,000.00	0.00	5,000.00	0.00
591-0420	MOTOR VEHICLES	89,839.11	56,843.07	60,000.00	49,011.27	60,000.00	0.00
591-0421	RADIOS & COMMUNICATIONS	0.00	0.00	0.00	480.00	0.00	0.00
*** CATEGORY TOTAL ***		97,117.08	65,566.33	98,848.00	62,307.08	74,000.00	(24,848.00)
MISCELLANEOUS SERVICES							
591-0501	COMMUNICATIONS	14,974.92	16,745.37	30,000.00	16,766.19	30,000.00	0.00
591-0511	AUTO ALLOWANCE	5,400.00	5,400.00	5,400.00	3,600.00	5,400.00	0.00
591-0513	TRAINING	553.00	261.60	5,550.00	2,229.00	5,950.00	400.00
591-0520	INSURANCE	17,920.40	21,865.32	28,000.00	40,915.79	88,000.00	60,000.00
591-0528	LICENSING & TESTING	0.00	2,218.52	2,000.00	1,394.08	2,000.00	0.00
591-0530	PROFESSIONAL SERVICES	71,535.05	170,180.80	120,000.00	119,757.14	10,000.00	(110,000.00)
591-0533	MARKETING	13,504.94	12,808.20	12,000.00	3,385.79	12,000.00	0.00
591-0540	ADVERTISING	(200.00)	2,945.61	3,000.00	0.00	3,000.00	0.00
591-0550	TRAVEL EXPENSE	13,013.83	6,952.73	16,470.00	6,579.37	18,020.00	1,550.00
591-0550-001	CC CHARGES NO RECEIPTS	0.00	0.00	0.00	0.00	0.00	0.00
591-0551	DUE & MEMBERSHIPS	1,500.00	1,627.00	2,000.00	1,582.00	2,000.00	0.00
591-0560	RENTAL	33,900.00	33,900.00	27,000.00	19,250.00	0.00	(27,000.00)
591-0580	ELECTRICITY	18,505.56	15,934.71	20,000.00	11,309.66	50,000.00	30,000.00
591-0581	WTR/SWR/GARBAGE	4,364.67	4,562.57	4,000.00	4,227.84	4,000.00	0.00
*** CATEGORY TOTAL ***		194,972.37	295,402.43	275,420.00	230,996.86	230,370.00	(45,050.00)
EQUIPMNT > $5,000 OUTLAY							
591-1001	BUILDINGS & STRUCTURES	0.00	1,567,651.90	3,000,000.00	2,970,487.93	0.00	(3,000,000.00)
591-1003	FURNITURE & FIXTURES	0.00	0.00	0.00	0.00	0.00	0.00
591-1004	MACHINERY & EQUIPMENT	27,255.33	0.00	10,000.00	0.00	0.00	(10,000.00)
591-1005	RADIO EQUIPMENT	0.00	0.00	0.00	0.00	0.00	0.00
591-1007	MOTOR VEHICLES	315,738.74	0.00	0.00	0.00	180,000.00	180,000.00
NEW	BUSES 2 90,000.00					180,000.00	
591-1010	SOFTWARE	0.00	0.00	0.00	0.00	0.00	0.00
591-1013	OTHER FIN USES-LEASE PURCHA	0.00	0.00	0.00	0.00	0.00	0.00
*** CATEGORY TOTAL ***		342,994.07	1,567,651.90	3,010,000.00	2,970,487.93	180,000.00	(2,830,000.00)

PROPOSED BUDGET WORKSHEET

AS OF: JUNE 30TH, 2019

30 -TRANSPORTATION

SPI METRO

DEPARTMENT EXPENDITURES		TWO YEARS PRIOR ACTUAL	ONE YEAR PRIOR ACTUAL	CURRENT YEAR ACTUAL BUDGET	CURRENT YEAR Y-T-D ACTUAL	PROPOSED BUDGET	INCREASE (DECREASE)
OTHER SERVICES							
591-9020	AUDIT	5,400.00	9,625.00	4,500.00	0.00	4,500.00	0.00
591-9050	SPACE COSTS	0.00	0.00	0.00	0.00	0.00	0.00
591-9095	INDIRECT COSTS	84,088.47	84,032.36	86,836.00	76,983.71	87,000.00	164.00
*** CATEGORY TOTAL ***		89,488.47	93,657.36	91,336.00	76,983.71	91,500.00	164.00
MISC ADJUSTMENTS							
591-9996	LEASE-FEES	0.00	0.00	0.00	0.00	0.00	0.00
591-9997	LEASE PAYMENT-PRINCIPAL	0.00	0.00	0.00	0.00	0.00	0.00
591-9998	LEASE PAYMENT-INTEREST	0.00	0.00	0.00	0.00	0.00	0.00
591-9999	MISC DEPT. ADJ.	0.00	90.00	0.00	0.00	0.00	0.00
*** CATEGORY TOTAL ***		0.00	90.00	0.00	0.00	0.00	0.00
*** DEPARTMENT TOTAL ***		1,628,488.02	2,936,280.80	4,430,568.00	4,137,562.44	1,750,806.00	(2,679,762.00)

30 -TRANSPORTATION
METRO CONNECT

DEPARTMENT EXPENDITURES		TWO YEARS PRIOR ACTUAL	ONE YEAR PRIOR ACTUAL	CURRENT YEAR ACTUAL BUDGET	CURRENT YEAR Y-T-D ACTUAL	PROPOSED BUDGET	INCREASE (DECREASE)
PERSONNEL SERVICES							
595-0010-01	EXEMPT	4,943.03	0.00	0.00	0.00	0.00	0.00
595-0010-02	NON-EXEMPT	146,307.27	153,854.25	166,863.00	16,981.13	0.00	(166,863.00)
595-0010-03	NON-EXEMPT ADMINISTRATIVE	2,195.09	0.00	0.00	0.00	0.00	0.00
595-0010-04	NON-EXEMPT MAINTENANCE	34,007.72	35,008.59	36,050.00	0.00	0.00	(36,050.00)
595-0040	TEMPORARY	16,531.03	21,458.75	13,000.00	3,388.03	0.00	(13,000.00)
595-0060	OVERTIME	19,815.77	17,883.99	20,000.00	726.94	0.00	(20,000.00)
595-0060-03	OVERTIME- ADMINISTRATIVE	0.00	0.00	0.00	0.00	0.00	0.00
595-0060-04	OVERTIME- MECHANIC	707.84	1,066.42	1,500.00	0.00	0.00	(1,500.00)
595-0070	MEDICARE	4,192.94	4,685.67	5,269.00	781.42	0.00	(5,269.00)
595-0080	TMRS	26,421.84	26,987.82	30,043.00	2,695.62	0.00	(30,043.00)
595-0081	GROUP INSURANCE	41,739.73	45,510.60	49,983.00	8,628.75	0.00	(49,983.00)
595-0083	WORKERS COMPENSATION	6,843.20	7,777.92	8,429.00	7,062.45	0.00	(8,429.00)
595-0084	UNEMPLOYMENT TAX	151.33	1,362.72	1,197.00	99.79	0.00	(1,197.00)
595-0085	LONGEVITY	498.00	918.00	1,337.00	446.00	0.00	(1,337.00)
595-0090	MERIT ADJUSTMENTS	0.00	0.00	0.00	0.00	0.00	0.00
*** CATEGORY TOTAL ***		304,354.79	316,514.73	333,671.00	40,810.13	0.00	(333,671.00)
GOODS AND SUPPLIES							
595-0101	OFFICE SUPPLIES	0.00	0.00	0.00	0.00	0.00	0.00
595-0102	LOCAL MEETINGS	0.00	0.00	0.00	0.00	0.00	0.00
595-0104	FUELS & LUBRICANTS	43,765.87	69,624.19	32,325.00	1,803.65	0.00	(32,325.00)
595-0107	BOOKS & PERIODICALS	0.00	0.00	0.00	0.00	0.00	0.00
595-0108	POSTAGE	35.00	0.00	0.00	0.00	0.00	0.00
595-0112	SIGNS	0.00	0.00	0.00	0.00	0.00	0.00
595-0118	PRINTING	0.00	0.00	0.00	0.00	0.00	0.00
595-0130	WEARING APPAREL	2,197.19	2,456.97	2,500.00	0.00	0.00	(2,500.00)
595-0150	MINOR TOOLS & EQUIPMENT	467.13	11,512.49	15,000.00	0.00	0.00	(15,000.00)
595-0160	LAUNDRY & JANITORIAL	0.00	0.00	0.00	0.00	0.00	0.00
595-0180	INFORMATION TECHNOLOGY	0.00	0.00	0.00	0.00	0.00	0.00
595-0190	SOFTWARE	0.00	0.00	0.00	0.00	0.00	0.00
*** CATEGORY TOTAL ***		46,465.19	83,593.65	49,825.00	1,803.65	0.00	(49,825.00)

30 -TRANSPORTATION
METRO CONNECT

DEPARTMENT EXPENDITURES		TWO YEARS PRIOR ACTUAL	ONE YEAR PRIOR ACTUAL	CURRENT YEAR ACTUAL BUDGET	CURRENT YEAR Y-T-D ACTUAL	PROPOSED BUDGET	INCREASE (DECREASE)
REPAIR AND MAINTENANCE							
595-0401	FURNITURE & FIXTURES	0.00	0.00	0.00	0.00	0.00	0.00
595-0410	MACHINERY & EQUIPMENT	0.00	0.00	0.00	0.00	0.00	0.00
595-0411	BUILDING & STRUCTURES	0.00	0.00	0.00	0.00	0.00	0.00
595-0412	LANDSCAPE	0.00	0.00	0.00	0.00	0.00	0.00
595-0420	MOTOR VEHICLES	26,986.50	14,940.06	40,000.00	0.00	0.00	(40,000.00)
595-0421	RADIOS & COMMUNICATIONS	0.00	0.00	0.00	0.00	0.00	0.00
*** CATEGORY TOTAL ***		26,986.50	14,940.06	40,000.00	0.00	0.00	(40,000.00)
MISCELLANEOUS SERVICES							
595-0501	COMMUNICATIONS	480.00	480.00	500.00	0.00	0.00	(500.00)
595-0511	AUTO ALLOWANCE	0.00	0.00	0.00	0.00	0.00	0.00
595-0513	TRAINING	0.00	0.00	0.00	0.00	0.00	0.00
595-0520	INSURANCE	0.00	0.00	0.00	0.00	0.00	0.00
595-0530	PROFESSIONAL SERVICES	0.00	0.00	0.00	0.00	0.00	0.00
595-0533	MARKETING	675.00	3,419.82	15,840.00	0.00	0.00	(15,840.00)
595-0540	ADVERTISING	0.00	0.00	0.00	0.00	0.00	0.00
595-0550	TRAVEL EXPENSE	0.00	0.00	0.00	0.00	0.00	0.00
595-0551	DUE & MEMBERSHIPS	0.00	0.00	0.00	0.00	0.00	0.00
595-0560	RENTAL	0.00	0.00	0.00	0.00	0.00	0.00
595-0580	ELECTRICITY	0.00	0.00	0.00	0.00	0.00	0.00
595-0581	WTR/ SWR/ GARBAGE	0.00	0.00	0.00	0.00	0.00	0.00
*** CATEGORY TOTAL ***		1,155.00	3,899.82	16,340.00	0.00	0.00	(16,340.00)
EQUIPMNT > $5,000 OUTLAY							
595-1001	BUILDINGS & STRUCTURES	0.00	0.00	0.00	0.00	0.00	0.00
595-1003	FURNITURE & FIXTURES	0.00	0.00	0.00	0.00	0.00	0.00
595-1004	MACHINERY & EQUIPMENT	0.00	0.00	0.00	0.00	0.00	0.00
595-1005	RADIO EQUIPMENT	0.00	0.00	0.00	0.00	0.00	0.00
595-1007	MOTOR VEHICLES	0.00	0.00	0.00	0.00	0.00	0.00
595-1010	SOFTWARE	0.00	0.00	0.00	0.00	0.00	0.00
595-1013	OTHER FIN USES- LEASE PURCH	0.00	0.00	0.00	0.00	0.00	0.00
*** CATEGORY TOTAL ***		0.00	0.00	0.00	0.00	0.00	0.00

30 -TRANSPORTATION
METRO CONNECT

DEPARTMENT EXPENDITURES		TWO YEARS PRIOR ACTUAL	ONE YEAR PRIOR ACTUAL	CURRENT YEAR ACTUAL BUDGET	CURRENT YEAR Y-T-D ACTUAL	PROPOSED BUDGET	INCREASE (DECREASE)
OTHER SERVICES							
595-9020	AUDIT	0.00	0.00	0.00	0.00	0.00	0.00
595-9050	SPACE COSTS	0.00	0.00	0.00	0.00	0.00	0.00
595-9095	INDIRECT COSTS	0.00	0.00	0.00	0.00	0.00	0.00
*** CATEGORY TOTAL ***		0.00	0.00	0.00	0.00	0.00	0.00
MISC ADJUSTMENTS							
595-9996	LEASE- FEES	0.00	0.00	0.00	0.00	0.00	0.00
595-9997	LEASE PAYMENT- PRINCIPAL	0.00	0.00	0.00	0.00	0.00	0.00
595-9998	LEASE PAYMENT- INTEREST	0.00	0.00	0.00	0.00	0.00	0.00
595-9999	MISC DEPT ADJ	3,147.73	0.00	0.00	0.00	0.00	0.00
*** CATEGORY TOTAL ***		3,147.73	0.00	0.00	0.00	0.00	0.00
*** DEPARTMENT TOTAL ***		382,109.21	418,948.26	439,836.00	42,613.78	0.00	(439,836.00)
*** TOTAL EXPENDITURES ***		2,010,597.23	3,355,229.06	4,870,404.00	4,180,176.22	1,750,806.00	(3,119,598.00)

*** END OF REPORT ***

PROPOSED BUDGET WORKSHEET

AS OF: JUNE 30TH, 2019

50 -GENERAL DEBT SERVICE

FINANCIAL SUMMARY	TWO YEARS PRIOR ACTUAL	ONE YEAR PRIOR ACTUAL	CURRENT YEAR ACTUAL BUDGET	CURRENT YEAR Y-T-D ACTUAL	PROPOSED BUDGET	INCREASE (DECREASE)
REVENUE SUMMARY						
PROPERTY TAXES	1,719,425.58	1,637,312.29	1,558,201.00	1,601,662.60	1,566,076.00	7,875.00
MISCELLANEOUS	3,766.06	10,437.22	0.00	12,314.01	0.00	0.00
OTHER FINANCING SOURCES	50,000.00	50,000.00	50,000.00	50,000.00	50,000.00	0.00
*** TOTAL REVENUES ***	1,773,191.64	1,697,749.51	1,608,201.00	1,663,976.61	1,616,076.00	7,875.00
EXPENDITURE SUMMARY						
DEBT PAYMENTS	1,735,100.00	1,728,950.00	1,731,201.00	1,593,712.50	1,736,076.00	4,875.00
*** TOTAL EXPENDITURES ***	1,735,100.00	1,728,950.00	1,731,201.00	1,593,712.50	1,736,076.00	4,875.00
** REVENUES OVER(UNDER) EXPENDITURES **	38,091.64	(31,200.49)	(123,000.00)	70,264.11	(120,000.00)	3,000.00

PROPOSED BUDGET WORKSHEET

AS OF: JUNE 30TH, 2019

50 -GENERAL DEBT SERVICE

REVENUES		TWO YEARS PRIOR ACTUAL	ONE YEAR PRIOR ACTUAL	CURRENT YEAR ACTUAL BUDGET	CURRENT YEAR Y-T-D ACTUAL	PROPOSED BUDGET	INCREASE (DECREASE)
PROPERTY TAXES							
42001	CURRENT PROPERTY TAXES	1,661,883.37	1,590,933.53	1,558,201.00	1,563,383.73	1,566,076.00	7,875.00
42002	DELINQUENT PROPERTY TAXES	22,583.70	22,063.63	0.00	20,105.41	0.00	0.00
42003	PENALTY & INTEREST	34,958.51	24,315.13	0.00	18,173.46	0.00	0.00
42013	REFUND OVERPAID TAXES	0.00	0.00	0.00	0.00	0.00	0.00
** REVENUE CATEGORY TOTAL **		1,719,425.58	1,637,312.29	1,558,201.00	1,601,662.60	1,566,076.00	7,875.00
MISCELLANEOUS							
48040	INTEREST REVENUE	3,766.06	10,437.22	0.00	12,314.01	0.00	0.00
48042	MISCELLANEOUS REVENUE	0.00	0.00	0.00	0.00	0.00	0.00
** REVENUE CATEGORY TOTAL **		3,766.06	10,437.22	0.00	12,314.01	0.00	0.00
OTHER FINANCING SOURCES							
49070	BOND PROCEEDS	0.00	0.00	0.00	0.00	0.00	0.00
49071	BOND PREMIUM REVENUE	0.00	0.00	0.00	0.00	0.00	0.00
49090	TRANSFERS IN	50,000.00	50,000.00	50,000.00	50,000.00	50,000.00	0.00
TSF FROM TIRZ	1	50,000.00				50,000.00	
49999	OTHER FINANCING SOURCE PROC	0.00	0.00	0.00	0.00	0.00	0.00
** REVENUE CATEGORY TOTAL **		50,000.00	50,000.00	50,000.00	50,000.00	50,000.00	0.00
*** TOTAL REVENUES ***		1,773,191.64	1,697,749.51	1,608,201.00	1,663,976.61	1,616,076.00	7,875.00

50 -GENERAL DEBT SERVICE
DEBT PAYMENTS

DEPARTMENT EXPENDITURES		TWO YEARS PRIOR ACTUAL	ONE YEAR PRIOR ACTUAL	CURRENT YEAR ACTUAL BUDGET	CURRENT YEAR Y-T-D ACTUAL	PROPOSED BUDGET	INCREASE (DECREASE)
OTHER							
567-0621 PRINCIPAL		1,365,000.00	1,395,000.00	1,435,000.00	1,435,000.00	1,480,000.00	45,000.00
Tax Note 2015 2/15/20	1	430,000.00				430,000.00	
Tax Note 2016 2/15/20	1	550,000.00				550,000.00	
GO 2011 3/01/20	1	190,000.00				190,000.00	
GO 2012 3/01/20	1	310,000.00				310,000.00	
567-0622 INTEREST EXPENSE		367,350.00	331,200.00	293,201.00	156,462.50	253,076.00	(40,125.00)
Tax Note 2015 2/15/20	1	24,650.00				24,650.00	
Tax Note 2015 8/15/20	1	18,200.00				18,200.00	
Tax Note 2016 2/15/20	1	31,750.00				31,750.00	
Tax Note 2016 8/15/20	1	26,250.00				26,250.00	
GO 2011 3/01/20	1	54,113.00				54,113.00	
GO 2011 9/01/20	1	50,313.00				50,313.00	
GO 2012 3/01/20	1	26,225.00				26,225.00	
GO 2012 9/01/20	1	21,575.00				21,575.00	
567-0623 PAYING AGENT FEES		2,750.00	2,750.00	3,000.00	2,250.00	3,000.00	0.00
*** CATEGORY TOTAL ***		1,735,100.00	1,728,950.00	1,731,201.00	1,593,712.50	1,736,076.00	4,875.00
MISC ADJUSTMENTS							
567-9999 MISC ADJUSTMENTS		0.00	0.00	0.00	0.00	0.00	0.00
*** CATEGORY TOTAL ***		0.00	0.00	0.00	0.00	0.00	0.00
*** DEPARTMENT TOTAL ***		1,735,100.00	1,728,950.00	1,731,201.00	1,593,712.50	1,736,076.00	4,875.00
*** TOTAL EXPENDITURES ***		1,735,100.00	1,728,950.00	1,731,201.00	1,593,712.50	1,736,076.00	4,875.00

*** END OF REPORT ***

PROPOSED BUDGET WORKSHEET

AS OF: JUNE 30TH, 2019

51 -TIRZ

FINANCIAL SUMMARY	TWO YEARS PRIOR ACTUAL	ONE YEAR PRIOR ACTUAL	CURRENT YEAR ACTUAL BUDGET	CURRENT YEAR Y-T-D ACTUAL	PROPOSED BUDGET	INCREASE (DECREASE)
REVENUE SUMMARY						
PROPERTY TAXES	32,411.91	32,373.20	40,465.43	36,288.95	52,732.00	12,266.57
INTERGOVERNMENTAL	0.00	39,662.78	34,405.58	54,772.34	45,217.00	10,811.42
MISCELLANEOUS	670.38	1,737.46	0.00	2,382.17	0.00	0.00
*** TOTAL REVENUES ***	33,082.29	73,773.44	74,871.01	93,443.46	97,949.00	23,077.99
EXPENDITURE SUMMARY						
CAPITAL PROJECTS	70,000.00	51,000.00	52,000.00	50,000.00	50,000.00	(2,000.00)
*** TOTAL EXPENDITURES ***	70,000.00	51,000.00	52,000.00	50,000.00	50,000.00	(2,000.00)
** REVENUES OVER(UNDER) EXPENDITURES **	(36,917.71)	22,773.44	22,871.01	43,443.46	47,949.00	25,077.99

51 -TIRZ

REVENUES		TWO YEARS PRIOR ACTUAL	ONE YEAR PRIOR ACTUAL	CURRENT YEAR ACTUAL BUDGET	CURRENT YEAR Y-T-D ACTUAL	PROPOSED BUDGET	INCREASE (DECREASE)
PROPERTY TAXES							
42001	CURRENT PROPERTY TAXES	32,411.91	32,373.20	40,465.43	36,288.95	52,732.00	12,266.57
42002	DELINQUENT PROPERTY TAXES	0.00	0.00	0.00	0.00	0.00	0.00
42003	PENALTY AND INTEREST	0.00	0.00	0.00	0.00	0.00	0.00
** REVENUE CATEGORY TOTAL **		32,411.91	32,373.20	40,465.43	36,288.95	52,732.00	12,266.57
INTERGOVERNMENTAL							
46051	CAMERON COUNTY	0.00	39,662.78	34,405.58	54,772.34	45,217.00	10,811.42
** REVENUE CATEGORY TOTAL **		0.00	39,662.78	34,405.58	54,772.34	45,217.00	10,811.42
MISCELLANEOUS							
48040	INTEREST REVENUE	670.38	1,737.46	0.00	2,382.17	0.00	0.00
** REVENUE CATEGORY TOTAL **		670.38	1,737.46	0.00	2,382.17	0.00	0.00
*** TOTAL REVENUES ***		33,082.29	73,773.44	74,871.01	93,443.46	97,949.00	23,077.99

PROPOSED BUDGET WORKSHEET

AS OF: JUNE 30TH, 2019

51 -TIRZ

CAPITAL PROJECTS

DEPARTMENT EXPENDITURES	TWO YEARS PRIOR ACTUAL	ONE YEAR PRIOR ACTUAL	CURRENT YEAR ACTUAL BUDGET	CURRENT YEAR Y-T-D ACTUAL	PROPOSED BUDGET	INCREASE (DECREASE)
MISCELLANEOUS SERVICES						
571-0530 PROFESSIONAL SERVICES	20,000.00	1,000.00	2,000.00	0.00	0.00	(2,000.00)
*** CATEGORY TOTAL ***	20,000.00	1,000.00	2,000.00	0.00	0.00	(2,000.00)
INTERFUND TRANSFERS						
571-9470 DEBT SERVICE TRANSFER	50,000.00	50,000.00	50,000.00	50,000.00	50,000.00	0.00
TSF 2016 TAX NOTES 1	50,000.00				50,000.00	
571-9480 TSF TO PADRE BLVD IMPROV	0.00	0.00	0.00	0.00	0.00	0.00
*** CATEGORY TOTAL ***	50,000.00	50,000.00	50,000.00	50,000.00	50,000.00	0.00
OTHER SERVICES						
571-9075 CONSTRUCTION	0.00	0.00	0.00	0.00	0.00	0.00
*** CATEGORY TOTAL ***	0.00	0.00	0.00	0.00	0.00	0.00
*** DEPARTMENT TOTAL ***	70,000.00	51,000.00	52,000.00	50,000.00	50,000.00	(2,000.00)
*** TOTAL EXPENDITURES ***	70,000.00	51,000.00	52,000.00	50,000.00	50,000.00	(2,000.00)

*** END OF REPORT ***

PROPOSED BUDGET WORKSHEET

AS OF: JUNE 30TH, 2019

52 -EDC DEBT SERVICE

FINANCIAL SUMMARY	TWO YEARS PRIOR ACTUAL	ONE YEAR PRIOR ACTUAL	CURRENT YEAR ACTUAL BUDGET	CURRENT YEAR Y-T-D ACTUAL	PROPOSED BUDGET	INCREASE (DECREASE)
REVENUE SUMMARY						
MISCELLANEOUS	1,083.05	3,346.78	0.00	2,687.87	0.00	0.00
OTHER FINANCING SOURCES	394,031.04	396,849.96	390,650.00	292,987.52	394,450.00	3,800.00
*** TOTAL REVENUES ***	395,114.09	400,196.74	390,650.00	295,675.39	394,450.00	3,800.00
EXPENDITURE SUMMARY						
ECONOMIC DEVELOPMENT CORP	386,202.30	388,340.25	393,750.00	393,750.00	387,550.00	(6,200.00)
*** TOTAL EXPENDITURES ***	386,202.30	388,340.25	393,750.00	393,750.00	387,550.00	(6,200.00)
** REVENUES OVER(UNDER) EXPENDITURES **	8,911.79	11,856.49	(3,100.00)	(98,074.61)	6,900.00	10,000.00

PROPOSED BUDGET WORKSHEET

AS OF: JUNE 30TH, 2019

52 -EDC DEBT SERVICE

REVENUES		TWO YEARS PRIOR ACTUAL	ONE YEAR PRIOR ACTUAL	CURRENT YEAR ACTUAL BUDGET	CURRENT YEAR Y-T-D ACTUAL	PROPOSED BUDGET	INCREASE (DECREASE)
MISCELLANEOUS							
48040	INTEREST REVENUE	1,083.05	3,346.78	0.00	2,687.87	0.00	0.00
** REVENUE CATEGORY TOTAL **		1,083.05	3,346.78	0.00	2,687.87	0.00	0.00
OTHER FINANCING SOURCES							
49070	BOND PROCEEDS	0.00	0.00	0.00	0.00	0.00	0.00
49071	BOND PREMIUM REVENUE	0.00	0.00	0.00	0.00	0.00	0.00
49090	TRANSFERS IN	394,031.04	396,849.96	390,650.00	292,987.52	394,450.00	3,800.00
TSF EDC	1	394,450.00				394,450.00	
** REVENUE CATEGORY TOTAL **		394,031.04	396,849.96	390,650.00	292,987.52	394,450.00	3,800.00
*** TOTAL REVENUES ***		395,114.09	400,196.74	390,650.00	295,675.39	394,450.00	3,800.00

PROPOSED BUDGET WORKSHEET

AS OF: JUNE 30TH, 2019

52 -EDC DEBT SERVICE

ECONOMIC DEVELOPMENT CORP

DEPARTMENT EXPENDITURES	TWO YEARS PRIOR ACTUAL	ONE YEAR PRIOR ACTUAL	CURRENT YEAR ACTUAL BUDGET	CURRENT YEAR Y-T-D ACTUAL	PROPOSED BUDGET	INCREASE (DECREASE)
OTHER						
580-0621 PRINCIPAL	295,000.00	295,000.00	310,000.00	310,000.00	310,000.00	0.00
Ref Bonds 2016 10/01/19 1	310,000.00				310,000.00	
580-0622 INTEREST EXPENSE	91,202.30	92,940.25	83,750.00	83,750.00	77,550.00	(6,200.00)
Ref Bonds 2016 10/01/19 1	40,325.00				40,325.00	
Ref Bonds 2016 4/01/20 1	37,225.00				37,225.00	
580-0623 PAYING AGENT FEES	0.00	400.00	0.00	0.00	0.00	0.00
580-0653 REFUNDING SERIES 2016	0.00	0.00	0.00	0.00	0.00	0.00
*** CATEGORY TOTAL ***	386,202.30	388,340.25	393,750.00	393,750.00	387,550.00	(6,200.00)
*** DEPARTMENT TOTAL ***	386,202.30	388,340.25	393,750.00	393,750.00	387,550.00	(6,200.00)
*** TOTAL EXPENDITURES ***	386,202.30	388,340.25	393,750.00	393,750.00	387,550.00	(6,200.00)

*** END OF REPORT ***

PROPOSED BUDGET WORKSHEET

AS OF: JUNE 30TH, 2019

53 -VENUE DEBT SERVICE

FINANCIAL SUMMARY	TWO YEARS PRIOR ACTUAL	ONE YEAR PRIOR ACTUAL	CURRENT YEAR ACTUAL BUDGET	CURRENT YEAR Y-T-D ACTUAL	PROPOSED BUDGET	INCREASE (DECREASE)
REVENUE SUMMARY						
MISCELLANEOUS	0.00	1,945.55	0.00	0.00	0.00	0.00
OTHER FINANCING SOURCES	72,834.00	437,004.00	506,138.00	379,603.14	507,438.00	1,300.00
*** TOTAL REVENUES ***	72,834.00	438,949.55	506,138.00	379,603.14	507,438.00	1,300.00
EXPENDITURE SUMMARY						
VENUE DEBT RESERVE	0.00	510,587.50	506,138.00	161,368.75	507,438.00	1,300.00
*** TOTAL EXPENDITURES ***	0.00	510,587.50	506,138.00	161,368.75	507,438.00	1,300.00
** REVENUES OVER(UNDER) EXPENDITURES **	72,834.00	(71,637.95)	0.00	218,234.39	0.00	0.00

PROPOSED BUDGET WORKSHEET

AS OF: JUNE 30TH, 2019

53 -VENUE DEBT SERVICE

REVENUES		TWO YEARS PRIOR ACTUAL	ONE YEAR PRIOR ACTUAL	CURRENT YEAR ACTUAL BUDGET	CURRENT YEAR Y-T-D ACTUAL	PROPOSED BUDGET	INCREASE (DECREASE)
MISCELLANEOUS							
48040	INTEREST REVENUE	0.00	1,945.55	0.00	0.00	0.00	0.00
48042	MISCELLANEOUS REVENUE	0.00	0.00	0.00	0.00	0.00	0.00
** REVENUE CATEGORY TOTAL **		0.00	1,945.55	0.00	0.00	0.00	0.00
OTHER FINANCING SOURCES							
49090	TRANSFERS IN	72,834.00	437,004.00	506,138.00	379,603.14	507,438.00	1,300.00
** REVENUE CATEGORY TOTAL **		72,834.00	437,004.00	506,138.00	379,603.14	507,438.00	1,300.00
*** TOTAL REVENUES ***		72,834.00	438,949.55	506,138.00	379,603.14	507,438.00	1,300.00

PROPOSED BUDGET WORKSHEET

AS OF: JUNE 30TH, 2019

53 -VENUE DEBT SERVICE

VENUE DEBT RESERVE

DEPARTMENT EXPENDITURES		TWO YEARS PRIOR ACTUAL	ONE YEAR PRIOR ACTUAL	CURRENT YEAR ACTUAL BUDGET	CURRENT YEAR Y-T-D ACTUAL	PROPOSED BUDGET	INCREASE (DECREASE)
OTHER							
597-0621 PRINCIPAL		0.00	185,000.00	185,000.00	0.00	190,000.00	5,000.00
Revenue Bond 2017 08/01	1 190,000.00					190,000.00	
597-0622 INTEREST EXPENSE		0.00	324,837.50	321,138.00	160,568.75	317,438.00	(3,700.00)
Rev Bond 2017 2/01/20	1 158,719.00					158,719.00	
Rev Bond 2017 8/01/20	1 158,719.00					158,719.00	
597-0623 PAYING AGENT FEES		0.00	750.00	0.00	800.00	0.00	0.00
*** CATEGORY TOTAL ***		0.00	510,587.50	506,138.00	161,368.75	507,438.00	1,300.00
*** DEPARTMENT TOTAL ***		0.00	510,587.50	506,138.00	161,368.75	507,438.00	1,300.00
*** TOTAL EXPENDITURES ***		0.00	510,587.50	506,138.00	161,368.75	507,438.00	1,300.00

*** END OF REPORT ***

57 -VENUE TAX CONSTRUCTION

FINANCIAL SUMMARY	TWO YEARS PRIOR ACTUAL	ONE YEAR PRIOR ACTUAL	CURRENT YEAR ACTUAL BUDGET	CURRENT YEAR Y-T-D ACTUAL	PROPOSED BUDGET	INCREASE (DECREASE)
REVENUE SUMMARY						
MISCELLANEOUS	16,997.90	166,906.48	0.00	172,740.41	0.00	0.00
OTHER FINANCING SOURCES	9,435,894.70	0.00	0.00	0.00	0.00	0.00
*** TOTAL REVENUES ***	9,452,892.60	166,906.48	0.00	172,740.41	0.00	0.00
EXPENDITURE SUMMARY						
SPECIAL PROJECTS	323,461.51	350,108.60	4,133,825.00	79,936.85	0.00	(4,133,825.00)
*** TOTAL EXPENDITURES ***	323,461.51	350,108.60	4,133,825.00	79,936.85	0.00	(4,133,825.00)
** REVENUES OVER(UNDER) EXPENDITURES **	9,129,431.09	(183,202.12)	(4,133,825.00)	92,803.56	0.00	4,133,825.00

PROPOSED BUDGET WORKSHEET

AS OF: JUNE 30TH, 2019

57 -VENUE TAX CONSTRUCTION

REVENUES		TWO YEARS PRIOR ACTUAL	ONE YEAR PRIOR ACTUAL	CURRENT YEAR ACTUAL BUDGET	CURRENT YEAR Y-T-D ACTUAL	PROPOSED BUDGET	INCREASE (DECREASE)
MISCELLANEOUS							
48040	INTEREST REVENUE	16,997.90	166,906.48	0.00	172,740.41	0.00	0.00
48042	MISCELLANEOUS REVENUE	0.00	0.00	0.00	0.00	0.00	0.00
** REVENUE CATEGORY TOTAL **		16,997.90	166,906.48	0.00	172,740.41	0.00	0.00
OTHER FINANCING SOURCES							
49070	BOND PROCEEDS - PAR VALUE	9,085,000.00	0.00	0.00	0.00	0.00	0.00
49071	BOND PREMIUM	350,894.70	0.00	0.00	0.00	0.00	0.00
49090	TRANSFERS IN	0.00	0.00	0.00	0.00	0.00	0.00
** REVENUE CATEGORY TOTAL **		9,435,894.70	0.00	0.00	0.00	0.00	0.00
*** TOTAL REVENUES ***		9,452,892.60	166,906.48	0.00	172,740.41	0.00	0.00

PROPOSED BUDGET WORKSHEET

AS OF: JUNE 30TH, 2019

57 -VENUE TAX CONSTRUCTION

SPECIAL PROJECTS

DEPARTMENT EXPENDITURES		TWO YEARS PRIOR ACTUAL	ONE YEAR PRIOR ACTUAL	CURRENT YEAR ACTUAL BUDGET	CURRENT YEAR Y-T-D ACTUAL	PROPOSED BUDGET	INCREASE (DECREASE)
MISCELLANEOUS SERVICES							
597-0530	PROFESSIONAL SERVICES	0.00	350,108.60	171,525.00	79,936.85	0.00	(171,525.00)
597-0535	BOND ISSUANCE EXPENSE	323,461.51	0.00	0.00	0.00	0.00	0.00
*** CATEGORY TOTAL ***		323,461.51	350,108.60	171,525.00	79,936.85	0.00	(171,525.00)
OTHER SERVICES							
597-9075	CONSTRUCTION	0.00	0.00	3,962,300.00	0.00	0.00	(3,962,300.00)
*** CATEGORY TOTAL ***		0.00	0.00	3,962,300.00	0.00	0.00	(3,962,300.00)
*** DEPARTMENT TOTAL ***		323,461.51	350,108.60	4,133,825.00	79,936.85	0.00	(4,133,825.00)
*** TOTAL EXPENDITURES ***		323,461.51	350,108.60	4,133,825.00	79,936.85	0.00	(4,133,825.00)

*** END OF REPORT ***

PROPOSED BUDGET WORKSHEET

AS OF: JUNE 30TH, 2019

60 -BEACH MAINTENANCE FUND

FINANCIAL SUMMARY	TWO YEARS PRIOR ACTUAL	ONE YEAR PRIOR ACTUAL	CURRENT YEAR ACTUAL BUDGET	CURRENT YEAR Y-T-D ACTUAL	PROPOSED BUDGET	INCREASE (DECREASE)
REVENUE SUMMARY						
NON-PROPERTY TAXES	1,913,208.35	2,102,220.53	1,901,899.00	513,689.19	2,070,202.00	168,303.00
INTERGOVERNMENTAL	137,003.62	377,471.73	0.00	45,000.00	0.00	0.00
MISCELLANEOUS	8,772.36	25,040.80	0.00	41,057.02	20,000.00	20,000.00
OTHER FINANCING SOURCES	8,533.07	3,468.75	0.00	489.73	0.00	0.00
*** TOTAL REVENUES ***	2,067,517.40	2,508,201.81	1,901,899.00	600,235.94	2,090,202.00	188,303.00
EXPENDITURE SUMMARY						
CITY COUNCIL	0.00	3,428.11	7,000.00	2,832.13	7,000.00	0.00
CITY MANAGER'S OFFICE	535.56	1,281.62	7,000.00	0.00	4,000.00	(3,000.00)
POLICE	76,190.73	61,668.46	81,204.00	70,168.61	82,960.00	1,756.00
FIRE	287,350.92	360,100.90	435,966.00	269,187.43	401,028.00	(34,938.00)
CODE ENFORCEMENT	86,498.75	77,387.38	111,703.00	47,254.11	94,340.00	(17,363.00)
FLEET MANAGEMENT	0.00	0.00	0.00	0.00	0.00	0.00
BEACH MAINTENANCE	2,069,265.84	1,201,835.73	1,575,623.00	944,841.37	1,497,186.00	(78,437.00)
*** TOTAL EXPENDITURES ***	2,519,841.80	1,705,702.20	2,218,496.00	1,334,283.65	2,086,514.00	(131,982.00)
** REVENUES OVER(UNDER) EXPENDITURES **	(452,324.40)	802,499.61	(316,597.00)	(734,047.71)	3,688.00	320,285.00

PROPOSED BUDGET WORKSHEET

AS OF: JUNE 30TH, 2019

60 -BEACH MAINTENANCE FUND

REVENUES		TWO YEARS PRIOR ACTUAL	ONE YEAR PRIOR ACTUAL	CURRENT YEAR ACTUAL BUDGET	CURRENT YEAR Y-T-D ACTUAL	CURRENT YEAR PROPOSED BUDGET	INCREASE (DECREASE)
NON-PROPERTY TAXES							
43010	HOTEL/MOTEL OCCUPANCY TAX	1,913,208.35	2,102,220.53	1,901,899.00	513,689.19	2,070,202.00	168,303.00
** REVENUE CATEGORY TOTAL **		1,913,208.35	2,102,220.53	1,901,899.00	513,689.19	2,070,202.00	168,303.00
INTERGOVERNMENTAL							
46050	GENERAL LAND OFFICE	137,003.62	373,314.33	0.00	0.00	0.00	0.00
46051	CAMERON COUNTY BEACH SERV	0.00	0.00	0.00	0.00	0.00	0.00
46068	GRANT REVENUE	0.00	4,157.40	0.00	45,000.00	0.00	0.00
** REVENUE CATEGORY TOTAL **		137,003.62	377,471.73	0.00	45,000.00	0.00	0.00
MISCELLANEOUS							
48040	INTEREST REVENUE	8,772.36	25,040.80	0.00	38,793.54	20,000.00	20,000.00
48042	MISCELLANEOUS REVENUE	0.00	0.00	0.00	2,263.48	0.00	0.00
** REVENUE CATEGORY TOTAL **		8,772.36	25,040.80	0.00	41,057.02	20,000.00	20,000.00
OTHER FINANCING SOURCES							
49071	LEASE PROCEEDS	0.00	0.00	0.00	0.00	0.00	0.00
49085	SALE OF FIXED ASSETS	8,533.07	3,468.75	0.00	489.73	0.00	0.00
49090	TRANSFERS IN	0.00	0.00	0.00	0.00	0.00	0.00
** REVENUE CATEGORY TOTAL **		8,533.07	3,468.75	0.00	489.73	0.00	0.00
*** TOTAL REVENUES ***		2,067,517.40	2,508,201.81	1,901,899.00	600,235.94	2,090,202.00	188,303.00

PROPOSED BUDGET WORKSHEET

AS OF: JUNE 30TH, 2019

60 -BEACH MAINTENANCE FUND

CITY COUNCIL

DEPARTMENT EXPENDITURES	TWO YEARS PRIOR ACTUAL	ONE YEAR PRIOR ACTUAL	CURRENT YEAR ACTUAL BUDGET	CURRENT YEAR Y-T-D ACTUAL	PROPOSED BUDGET	INCREASE (DECREASE)
MISCELLANEOUS SERVICES						
511-0530 RECEPTION SPONSORSHIP	0.00	0.00	0.00	0.00	0.00	0.00
511-0550-001 TRAVEL EXP-PINKERTON	0.00	0.00	0.00	0.00	0.00	0.00
511-0550-002 TRAVEL EXP-PATEL	0.00	0.00	0.00	0.00	0.00	0.00
511-0550-003 TRAVEL EXP-AVALOS	0.00	0.00	0.00	0.00	0.00	0.00
511-0550-016 TRAVEL EXP-EVANS	0.00	0.00	0.00	0.00	0.00	0.00
511-0550-021 TRAVEL EXP-BAGLEY	0.00	0.00	0.00	0.00	0.00	0.00
511-0550-022 TRAVEL EXP-LISTI	0.00	0.00	0.00	0.00	0.00	0.00
511-0550-026 DENNIS STAHL	0.00	2,140.11	3,500.00	2,832.13	3,500.00	0.00
511-0550-029 PAUL MUNARRIZ	0.00	1,288.00	3,500.00	0.00	0.00	(3,500.00)
511-0550-031 KEN MEDDERS	0.00	0.00	0.00	0.00	3,500.00	3,500.00
*** CATEGORY TOTAL ***	0.00	3,428.11	7,000.00	2,832.13	7,000.00	0.00
*** DEPARTMENT TOTAL ***	0.00	3,428.11	7,000.00	2,832.13	7,000.00	0.00

PROPOSED BUDGET WORKSHEET

AS OF: JUNE 30TH, 2019

60 -BEACH MAINTENANCE FUND

CITY MANAGER'S OFFICE

DEPARTMENT EXPENDITURES	TWO YEARS PRIOR ACTUAL	ONE YEAR PRIOR ACTUAL	CURRENT YEAR ACTUAL BUDGET	CURRENT YEAR Y-T-D ACTUAL	PROPOSED BUDGET	INCREASE (DECREASE)
MISCELLANEOUS SERVICES						
512-0550 TRAVEL EXPENSE	535.56	1,281.62	7,000.00	0.00	4,000.00	(3,000.00)
*** CATEGORY TOTAL ***	535.56	1,281.62	7,000.00	0.00	4,000.00	(3,000.00)
*** DEPARTMENT TOTAL ***	535.56	1,281.62	7,000.00	0.00	4,000.00	(3,000.00)

PROPOSED BUDGET WORKSHEET

AS OF: JUNE 30TH, 2019

60 -BEACH MAINTENANCE FUND

POLICE

DEPARTMENT EXPENDITURES		TWO YEARS PRIOR ACTUAL	ONE YEAR PRIOR ACTUAL	CURRENT YEAR ACTUAL BUDGET	CURRENT YEAR Y-T-D ACTUAL	PROPOSED BUDGET	INCREASE (DECREASE)
PERSONNEL SERVICES							
521-0010-01	EXEMPT	23,670.28	25,895.74	26,662.00	18,839.88	26,925.00	263.00
521-0030	LABOR	0.00	0.00	0.00	0.00	0.00	0.00
521-0040	TEMPORARY EMPLOYEES	24,114.87	26,464.50	40,000.00	41,600.75	40,000.00	0.00
521-0060	OVERTIME	1,289.25	0.00	1,500.00	731.25	1,500.00	0.00
521-0070	MEDICARE	1,983.44	2,472.93	2,549.00	4,110.33	3,766.00	1,217.00
521-0080	TMRS	3,438.58	3,636.31	3,770.00	2,267.16	3,712.00	(58.00)
521-0081	GROUP INSURANCE	1,511.29	1,729.44	1,894.00	1,370.98	1,930.00	36.00
521-0083	WORKERS COMPENSATION	768.08	1,049.60	1,400.00	1,161.73	1,546.00	146.00
521-0084	UNEMPLOYMENT TAX	161.49	419.94	429.00	86.53	581.00	152.00
*** CATEGORY TOTAL ***		56,937.28	61,668.46	78,204.00	70,168.61	79,960.00	1,756.00
MISCELLANEOUS SERVICES							
521-0530	PROFESSIONAL SERVICES	0.00	0.00	3,000.00	0.00	3,000.00	0.00
521-0550	TRAVEL EXPENSE	488.56	0.00	0.00	0.00	0.00	0.00
*** CATEGORY TOTAL ***		488.56	0.00	3,000.00	0.00	3,000.00	0.00
EQUIPMNT > $5,000 OUTLAY							
521-1007	VEHICLES	18,764.89	0.00	0.00	0.00	0.00	0.00
*** CATEGORY TOTAL ***		18,764.89	0.00	0.00	0.00	0.00	0.00
*** DEPARTMENT TOTAL ***		76,190.73	61,668.46	81,204.00	70,168.61	82,960.00	1,756.00

60 -BEACH MAINTENANCE FUND

FIRE

DEPARTMENT EXPENDITURES			TWO YEARS PRIOR ACTUAL	ONE YEAR PRIOR ACTUAL	CURRENT YEAR ACTUAL BUDGET	CURRENT YEAR Y-T-D ACTUAL	PROPOSED BUDGET	INCREASE (DECREASE)
PERSONNEL SERVICES								
522-0010-01	EXEMPT		20,679.45	25,350.00	26,100.00	19,073.15	26,358.00	258.00
522-0010-02	NON EXEMPT		11,436.23	62,079.36	61,969.00	47,743.72	63,789.00	1,820.00
522-0030	LABOR		0.00	0.00	0.00	0.00	0.00	0.00
522-0040	TEMPORARY EMPLOYEES		138,807.67	129,762.64	146,000.00	63,987.16	164,000.00	18,000.00
522-0060	OVERTIME		16,436.37	23,406.72	30,000.00	15,415.34	30,000.00	0.00
522-0070	MEDICARE		11,592.18	11,695.89	14,017.00	6,598.96	15,510.00	1,493.00
522-0080	TMRS		2,797.18	13,602.70	15,807.00	8,782.50	15,691.00	(116.00)
522-0081	GROUP INSURANCE		1,582.51	7,750.57	8,730.00	6,698.52	9,606.00	876.00
522-0083	WORKERS COMPENSATION		3,298.31	4,819.14	5,666.00	4,727.52	4,976.00	(690.00)
522-0084	UNEMPLOYMENT TAX		1,108.50	1,477.80	2,477.00	940.13	2,410.00	(67.00)
522-0085	LONGEVITY		0.00	688.00	0.00	748.00	808.00	808.00
*** CATEGORY TOTAL ***			207,738.40	280,632.82	310,766.00	174,715.00	333,148.00	22,382.00
GOODS AND SUPPLIES								
522-0104	FUEL & LUBRICANTS		4,950.31	5,225.95	4,500.00	2,426.71	4,500.00	0.00
522-0130	WEARING APPAREL		5,843.16	11,060.06	7,000.00	3,480.72	7,000.00	0.00
522-0150	MINOR TOOLS & EQUIPMENT		19,009.94	4,555.38	9,100.00	3,993.60	10,100.00	1,000.00
Rescue Boards, Misc		1	7,100.00				7,100.00	
3 Tablets		3	1,000.00				3,000.00	
*** CATEGORY TOTAL ***			29,803.41	20,841.39	20,600.00	9,901.03	21,600.00	1,000.00
REPAIR AND MAINTENANCE								
522-0410	MACHINERY & EQUIPMENT		973.94	1,292.56	2,400.00	945.72	2,400.00	0.00
522-0415	SERVICE CONTRACTS		0.00	0.00	0.00	0.00	1,080.00	1,080.00
3 Tablets Cell Service		1	1,080.00				1,080.00	
522-0420	MOTOR VEHICLES		8,624.84	13,579.00	9,000.00	6,941.43	9,000.00	0.00
522-0421	RADIOS & COMMUNICATIONS		830.30	4,911.45	5,000.00	3,913.00	5,000.00	0.00
*** CATEGORY TOTAL ***			10,429.08	19,783.01	16,400.00	11,800.15	17,480.00	1,080.00
MISCELLANEOUS SERVICES								
522-0501	COMMUNICATIONS		0.00	1,592.95	1,200.00	800.00	1,200.00	0.00
522-0511	AUTO ALLOWANCE		0.00	0.00	0.00	0.00	6,600.00	6,600.00
MONTHLY ALLOWANCE		12	550.00				6,600.00	
522-0513	TRAINING EXPENSE		6,052.86	3,722.69	10,000.00	784.00	10,000.00	0.00
522-0520	INSURANCE		942.64	877.19	2,000.00	935.93	2,000.00	0.00
522-0530	PROFESSIONAL SERVICES		3,575.50	2,221.46	5,000.00	1,567.75	5,000.00	0.00
522-0540	ADVERTISING		0.00	579.26	1,000.00	974.07	1,000.00	0.00

60 -BEACH MAINTENANCE FUND

FIRE

DEPARTMENT EXPENDITURES		TWO YEARS PRIOR ACTUAL	ONE YEAR PRIOR ACTUAL	CURRENT YEAR ACTUAL BUDGET	CURRENT YEAR Y-T-D ACTUAL	PROPOSED BUDGET	INCREASE (DECREASE)
522-0550	TRAVEL EXPENSE	580.20	1,819.21	3,000.00	2,317.66	3,000.00	0.00
522-0560	RENTAL	0.00	0.00	0.00	0.00	0.00	0.00
*** CATEGORY TOTAL ***		11,151.20	10,812.76	22,200.00	7,379.41	28,800.00	6,600.00
EQUIPMNT > $5,000 OUTLAY							
522-1004	MACHINERY & EQUIPMENT	0.00	28,030.92	0.00	0.00	0.00	0.00
522-1007	VEHICLES	28,978.00	0.00	66,000.00	65,391.84	0.00	(66,000.00)
522-1011	INFORMATION TECHNOLOGY	0.00	0.00	0.00	0.00	0.00	0.00
*** CATEGORY TOTAL ***		28,978.00	28,030.92	66,000.00	65,391.84	0.00	(66,000.00)
MISC ADJUSTMENTS							
522-9999	MISC DEPT ADJ	(749.17)	0.00	0.00	0.00	0.00	0.00
*** CATEGORY TOTAL ***		(749.17)	0.00	0.00	0.00	0.00	0.00
*** DEPARTMENT TOTAL ***		287,350.92	360,100.90	435,966.00	269,187.43	401,028.00	(34,938.00)

PROPOSED BUDGET WORKSHEET

AS OF: JUNE 30TH, 2019

60 -BEACH MAINTENANCE FUND

CODE ENFORCEMENT

DEPARTMENT EXPENDITURES		TWO YEARS PRIOR ACTUAL	ONE YEAR PRIOR ACTUAL	CURRENT YEAR ACTUAL BUDGET	CURRENT YEAR Y-T-D ACTUAL	CURRENT YEAR PROPOSED BUDGET	INCREASE (DECREASE)
PERSONNEL SERVICES							
532-0010-01	EXEMPT	11,155.01	12,000.00	12,360.00	9,032.25	12,484.00	124.00
532-0040	PART-TIME	37,020.00	48,691.41	61,824.00	17,093.29	61,824.00	0.00
532-0060	OVERTIME	0.00	357.50	0.00	0.00	0.00	0.00
532-0070	MEDICARE	3,108.16	3,794.78	5,228.00	1,376.32	5,230.00	2.00
532-0080	TMRS	1,517.63	1,590.85	1,655.00	1,082.36	1,630.00	(25.00)
532-0081	GROUP INSURANCE	927.36	1,035.06	1,118.00	825.75	1,164.00	46.00
532-0083	WORKERS COMPENSATION	191.01	454.92	460.00	386.59	376.00	(84.00)
532-0084	UNEMPLOYMENT TAX	418.89	272.22	995.00	623.62	869.00	(126.00)
*** CATEGORY TOTAL ***		54,338.06	68,196.74	83,640.00	30,420.18	83,577.00	(63.00)
GOODS AND SUPPLIES							
532-0111-04	TIRES & TUBES CE	0.00	0.00	1,000.00	0.00	1,000.00	0.00
532-0113	BATTERIES	0.00	275.20	300.00	0.00	300.00	0.00
532-0118	PRINTING	512.78	1,900.23	1,537.00	1,065.04	1,537.00	0.00
532-0130	WEARING APPAREL	1,060.20	904.35	966.00	0.00	966.00	0.00
532-0150	MINOR TOOLS & EQUIPMENT	2,763.60	2,729.68	2,000.00	1,576.49	2,000.00	0.00
*** CATEGORY TOTAL ***		4,336.58	5,809.46	5,803.00	2,641.53	5,803.00	0.00
REPAIR AND MAINTENANCE							
532-0420-04	REPAIRS & MAINT.- CO	0.00	2,579.85	3,000.00	0.00	3,000.00	0.00
532-0421	RADIOS	0.00	0.00	0.00	0.00	0.00	0.00
*** CATEGORY TOTAL ***		0.00	2,579.85	3,000.00	0.00	3,000.00	0.00
MISCELLANEOUS SERVICES							
532-0530	PROFESSIONAL SERVICES	0.00	0.00	0.00	0.00	700.00	700.00
532-0560	RENTAL	0.00	0.00	0.00	0.00	0.00	0.00
*** CATEGORY TOTAL ***		0.00	0.00	0.00	0.00	700.00	700.00

PROPOSED BUDGET WORKSHEET

AS OF: JUNE 30TH, 2019

60 -BEACH MAINTENANCE FUND

CODE ENFORCEMENT

DEPARTMENT EXPENDITURES	TWO YEARS PRIOR ACTUAL	ONE YEAR PRIOR ACTUAL	CURRENT YEAR ACTUAL BUDGET	CURRENT YEAR Y-T-D ACTUAL	PROPOSED BUDGET	INCREASE (DECREASE)
EQUIPMNT > $5,000 OUTLAY						
532-1007 MOTOR VEHICLES	26,989.94	0.00	18,000.00	14,167.40	0.00	(18,000.00)
*** CATEGORY TOTAL ***	26,989.94	0.00	18,000.00	14,167.40	0.00	(18,000.00)
SPECIAL PROJECTS						
532-9186 KEEP SPI BEAUTIFUL	834.17	801.33	1,260.00	25.00	1,260.00	0.00
*** CATEGORY TOTAL ***	834.17	801.33	1,260.00	25.00	1,260.00	0.00
*** DEPARTMENT TOTAL ***	86,498.75	77,387.38	111,703.00	47,254.11	94,340.00	(17,363.00)

60 -BEACH MAINTENANCE FUND
FLEET MANAGEMENT

DEPARTMENT EXPENDITURES		TWO YEARS PRIOR ACTUAL	ONE YEAR PRIOR ACTUAL	CURRENT YEAR ACTUAL BUDGET	CURRENT YEAR Y-T-D ACTUAL	PROPOSED BUDGET	INCREASE (DECREASE)
REPAIR AND MAINTENANCE							
540-0410	MACHINERY & EQUIPMENT	0.00	0.00	0.00	0.00	0.00	0.00
540-0420	MOTOR VEHICLES	0.00	0.00	0.00	0.00	0.00	0.00
*** CATEGORY TOTAL ***		0.00	0.00	0.00	0.00	0.00	0.00
*** DEPARTMENT TOTAL ***		0.00	0.00	0.00	0.00	0.00	0.00

PROPOSED BUDGET WORKSHEET

AS OF: JUNE 30TH, 2019

60 -BEACH MAINTENANCE FUND

BEACH MAINTENANCE

DEPARTMENT EXPENDITURES			TWO YEARS PRIOR ACTUAL	ONE YEAR PRIOR ACTUAL	CURRENT YEAR ACTUAL BUDGET	CURRENT YEAR Y-T-D ACTUAL	PROPOSED BUDGET	INCREASE (DECREASE)
PERSONNEL SERVICES								
560-0010	SUPERVISION		0.00	0.00	0.00	0.00	0.00	0.00
560-0010-01	EXEMPT		96,542.84	133,015.87	188,954.00	96,670.39	182,811.00	(6,143.00)
560-0010-02	NON EXEMPT		153,738.57	150,610.53	154,679.00	113,462.31	180,158.00	25,479.00
560-0020	CLERICAL		0.00	0.00	0.00	0.00	0.00	0.00
560-0030	LABOR		0.00	0.00	0.00	0.00	0.00	0.00
560-0040	TEMPORARY EMPLOYEES		28,812.89	35,134.84	30,000.00	27,270.46	51,000.00	21,000.00
560-0060	OVERTIME		21,362.62	3,937.53	10,000.00	8,238.81	14,000.00	4,000.00
560-0070	MEDICARE		6,597.66	7,004.20	9,073.00	5,462.24	11,208.00	2,135.00
560-0080	TMRS		36,317.72	39,967.32	47,343.00	26,774.76	49,232.00	1,889.00
560-0081	GROUP INSURANCE		38,387.10	48,141.98	58,004.00	38,300.30	66,088.00	8,084.00
560-0083	WORKERS COMPENSATION		4,477.14	5,287.27	5,800.00	4,856.80	5,775.00	(25.00)
560-0084	UNEMPLOYMENT TAX		353.24	1,600.34	1,628.00	577.44	1,834.00	206.00
560-0085	LONGEVITY		3,103.00	1,784.00	2,130.00	1,809.00	2,002.00	(128.00)
560-0090	MERIT ADJUSTMENTS		0.00	0.00	0.00	0.00	0.00	0.00
*** CATEGORY TOTAL ***			389,692.78	426,483.88	507,611.00	323,422.51	564,108.00	56,497.00
GOODS AND SUPPLIES								
560-0101	OFFICE SUPPLIES		1,475.38	1,807.50	1,500.00	925.62	1,500.00	0.00
560-0102	LOCAL MEETINGS		1,068.08	2,374.82	2,500.00	1,116.82	2,500.00	0.00
560-0104	FUEL & LUBRICANTS		11,331.00	14,388.81	13,000.00	8,942.80	13,000.00	0.00
560-0107	BOOKS & PERIODICALS		0.00	0.00	0.00	0.00	0.00	0.00
560-0112	SIGNS		0.00	9,922.17	3,000.00	636.80	5,000.00	2,000.00
560-0117	SAFETY SUPPLIES		235.20	575.83	600.00	222.72	600.00	0.00
560-0130	WEARING APPAREL		6,682.47	7,058.06	7,000.00	6,630.06	7,000.00	0.00
560-0150	MINOR TOOLS & EQUIPMENT		3,102.87	1,174.16	1,000.00	295.56	1,000.00	0.00
560-0190	SOFTWARE		3,300.00	2,567.25	3,400.00	999.00	7,210.00	3,810.00
ESRI		1	800.00				800.00	
DRONE DEPLOY		2	2,500.00				5,000.00	
SURFER		1	150.00				150.00	
TRIMBLE		1	500.00				500.00	
ADOBE ACROBAT LICENSE		2	180.00				360.00	
EMAIL ADDRESS		4	100.00				400.00	
*** CATEGORY TOTAL ***			27,195.00	39,868.60	32,000.00	19,769.38	37,810.00	5,810.00

60 -BEACH MAINTENANCE FUND
BEACH MAINTENANCE

DEPARTMENT EXPENDITURES			TWO YEARS PRIOR ACTUAL	ONE YEAR PRIOR ACTUAL	CURRENT YEAR ACTUAL BUDGET	CURRENT YEAR Y-T-D ACTUAL	CURRENT YEAR PROPOSED BUDGET	INCREASE (DECREASE)
REPAIR AND MAINTENANCE								
560-0401	FURNITURE & FIXTURES		942.51	527.36	3,000.00	926.74	1,500.00	(1,500.00)
560-0410	MACHINERY & EQUIPMENT		9,780.98	19,622.09	29,000.00	12,336.00	20,750.00	(8,250.00)
Misc		1	20,000.00				20,000.00	
TV		1	750.00				750.00	
560-0412	LANDSCAPE		0.00	0.00	0.00	0.00	0.00	0.00
560-0415	SERVICE CONTRACTS		0.00	0.00	0.00	0.00	1,200.00	1,200.00
XEROX LEASE		1	1,200.00				1,200.00	
560-0420	MOTOR VEHICLES		7,847.28	19,982.99	42,000.00	32,850.17	35,000.00	(7,000.00)
*** CATEGORY TOTAL ***			18,570.77	40,132.44	74,000.00	46,112.91	58,450.00	(15,550.00)
MISCELLANEOUS SERVICES								
560-0501	COMMUNICATIONS		2,540.00	3,020.00	6,000.00	1,860.00	6,000.00	0.00
560-0510	BEACH MAINTENANCE SUPPLIES		66,885.74	71,625.48	106,000.00	67,857.85	90,000.00	(16,000.00)
560-0510-01	BAY MAINTENANCE SUPPLIES		0.00	7,870.00	5,000.00	1,780.19	5,000.00	0.00
560-0511	AUTO ALLOWANCE		1,946.91	1,800.00	1,800.00	1,050.00	2,400.00	600.00
560-0513	TRAINING		675.00	4,110.56	9,000.00	1,023.30	6,400.00	(2,600.00)
560-0520	INSURANCE		1,393.00	1,344.00	2,500.00	3,293.00	2,500.00	0.00
560-0530	PROFESSIONAL SERVICES		71,920.79	145,462.14	128,781.00	61,989.97	120,000.00	(8,781.00)
ATTORNEY FEES		1	50,000.00				50,000.00	
LEGISLATIVE REPRESENTAT		1	70,000.00				70,000.00	
560-0540	ADVERTISING		976.00	713.95	1,000.00	1,312.74	1,000.00	0.00
560-0550	TRAVEL		7,963.76	16,056.59	15,000.00	14,399.84	17,000.00	2,000.00
560-0550-001	CC CHARGES NO RECEIPTS		0.00	0.00	0.00	0.00	0.00	0.00
560-0551	DUES & MEMBERSHIPS		710.07	843.82	1,000.00	186.24	1,000.00	0.00
560-0560	RENTAL		3,215.40	0.00	215,998.00	99,289.42	241,018.00	25,020.00
PORTABLE TOILETS		1	195,718.00				195,718.00	
LEASE MULTIMODAL		1	45,300.00				45,300.00	
*** CATEGORY TOTAL ***			158,226.67	252,846.54	492,079.00	254,042.55	492,318.00	239.00
EQUIPMNT > $5,000 OUTLAY								
560-1001	BUILDINGS & STRUCTURES		0.00	0.00	0.00	0.00	0.00	0.00
560-1004	MACHINERY AND EQUIPMENT		0.00	11,306.11	0.00	546.29	0.00	0.00
560-1007	MOTOR VEHICLES		78,446.00	128,765.85	84,351.00	0.00	100,000.00	15,649.00
F150		1	35,000.00				35,000.00	
BEACH TECH - RAKE		1	65,000.00				65,000.00	
560-1013	OTHER FIN USES-LEASE PURCHA		0.00	0.00	0.00	0.00	0.00	0.00
*** CATEGORY TOTAL ***			78,446.00	140,071.96	84,351.00	546.29	100,000.00	15,649.00

PROPOSED BUDGET WORKSHEET

AS OF: JUNE 30TH, 2019

60 -BEACH MAINTENANCE FUND

BEACH MAINTENANCE

DEPARTMENT EXPENDITURES		TWO YEARS PRIOR ACTUAL	ONE YEAR PRIOR ACTUAL	CURRENT YEAR ACTUAL BUDGET	CURRENT YEAR Y-T-D ACTUAL	PROPOSED BUDGET	INCREASE (DECREASE)
TOURSIM AND CULTURAL							
560-8098	GRANT MATCH	0.00	168.00	0.00	0.00	0.00	0.00
560-8099	MISC SPONSORSHIPS	2,500.00	2,500.00	4,500.00	4,500.00	4,500.00	0.00
*** CATEGORY TOTAL ***		2,500.00	2,668.00	4,500.00	4,500.00	4,500.00	0.00
INTERFUND TRANSFERS							
560-9471	TRANSFER TO GENERAL FUND	222,870.79	211,929.35	160,000.00	81,537.63	190,000.00	30,000.00
560-9471-01	TRANSFER TO DUNE LINE	0.00	0.00	0.00	0.00	0.00	0.00
560-9473	TRANSFER TO BEACH ACCESS	1,054,726.00	0.00	150,883.00	150,883.00	0.00	(150,883.00)
560-9474	TSF TO BAY ACCESS FUND	44,887.00	35,797.00	37,479.00	37,479.00	0.00	(37,479.00)
560-9476-01	TSF TO BEACH NOURISHMENT	0.00	0.00	0.00	0.00	0.00	0.00
560-9482	TSF TO HURRICANE FUND	6,429.03	0.00	0.00	0.00	0.00	0.00
*** CATEGORY TOTAL ***		1,328,912.82	247,726.35	348,362.00	269,899.63	190,000.00	(158,362.00)
OTHER SERVICES							
560-9045	SPRING BREAK	59,300.00	46,488.62	24,095.00	23,098.10	50,000.00	25,905.00
*** CATEGORY TOTAL ***		59,300.00	46,488.62	24,095.00	23,098.10	50,000.00	25,905.00
MISC ADJUSTMENTS							
560-9996	LEASE-FEES	153.96	1,893.10	8,625.00	3,450.00	0.00	(8,625.00)
560-9997	LEASE PAYMENT-PRINCIPAL	5,701.32	3,325.77	0.00	0.00	0.00	0.00
560-9998	LEASE PAYMENT-INTEREST	566.52	330.47	0.00	0.00	0.00	0.00
*** CATEGORY TOTAL ***		6,421.80	5,549.34	8,625.00	3,450.00	0.00	(8,625.00)
*** DEPARTMENT TOTAL ***		2,069,265.84	1,201,835.73	1,575,623.00	944,841.37	1,497,186.00	(78,437.00)
*** TOTAL EXPENDITURES ***		2,519,841.80	1,705,702.20	2,218,496.00	1,334,283.65	2,086,514.00	(131,982.00)

*** END OF REPORT ***

PROPOSED BUDGET WORKSHEET

AS OF: JUNE 30TH, 2019

61 -BEACH ACCESS FUND

FINANCIAL SUMMARY	TWO YEARS PRIOR ACTUAL	ONE YEAR PRIOR ACTUAL	CURRENT YEAR ACTUAL BUDGET	CURRENT YEAR Y-T-D ACTUAL	PROPOSED BUDGET	INCREASE (DECREASE)
REVENUE SUMMARY						
FEES AND SERVICES	0.00	0.00	0.00	0.00	0.00	0.00
INTERGOVERNMENTAL	0.00	0.00	0.00	0.00	0.00	0.00
MISCELLANEOUS	4,066.26	3,318.93	0.00	1,568.70	0.00	0.00
OTHER FINANCING SOURCES	1,054,726.00	0.00	150,883.00	150,883.00	0.00	(150,883.00)
*** TOTAL REVENUES ***	1,058,792.26	3,318.93	150,883.00	152,451.70	0.00	(150,883.00)
EXPENDITURE SUMMARY						
PUBLIC WORKS	687,634.54	494,605.50	148,800.00	58,313.00	0.00	(148,800.00)
SPECIAL PROJECTS	0.00	0.00	102,083.00	105,167.58	0.00	(102,083.00)
*** TOTAL EXPENDITURES ***	687,634.54	494,605.50	250,883.00	163,480.58	0.00	(250,883.00)
** REVENUES OVER(UNDER) EXPENDITURES **	371,157.72	(491,286.57)	(100,000.00)	(11,028.88)	0.00	100,000.00

PROPOSED BUDGET WORKSHEET

AS OF: JUNE 30TH, 2019

61 -BEACH ACCESS FUND

REVENUES		TWO YEARS PRIOR ACTUAL	ONE YEAR PRIOR ACTUAL	CURRENT YEAR ACTUAL BUDGET	CURRENT YEAR Y-T-D ACTUAL	PROPOSED BUDGET	INCREASE (DECREASE)
FEES AND SERVICES							
44003	DONATIONS	0.00	0.00	0.00	0.00	0.00	0.00
** REVENUE CATEGORY TOTAL **		0.00	0.00	0.00	0.00	0.00	0.00
INTERGOVERNMENTAL							
46050	GENERAL LAND OFFICE	0.00	0.00	0.00	0.00	0.00	0.00
46065	GRANT FUNDS	0.00	0.00	0.00	0.00	0.00	0.00
** REVENUE CATEGORY TOTAL **		0.00	0.00	0.00	0.00	0.00	0.00
MISCELLANEOUS							
48040	INTEREST REVENUE	4,066.26	3,318.93	0.00	1,568.70	0.00	0.00
48042	MISCELLANEOUS REVENUE	0.00	0.00	0.00	0.00	0.00	0.00
** REVENUE CATEGORY TOTAL **		4,066.26	3,318.93	0.00	1,568.70	0.00	0.00
OTHER FINANCING SOURCES							
49090	TRANSFERS IN	1,054,726.00	0.00	150,883.00	150,883.00	0.00	(150,883.00)
** REVENUE CATEGORY TOTAL **		1,054,726.00	0.00	150,883.00	150,883.00	0.00	(150,883.00)
*** TOTAL REVENUES ***		1,058,792.26	3,318.93	150,883.00	152,451.70	0.00	(150,883.00)

PROPOSED BUDGET WORKSHEET

AS OF: JUNE 30TH, 2019

61 -BEACH ACCESS FUND

PUBLIC WORKS

DEPARTMENT EXPENDITURES		TWO YEARS PRIOR ACTUAL	ONE YEAR PRIOR ACTUAL	CURRENT YEAR ACTUAL BUDGET	CURRENT YEAR Y-T-D ACTUAL	PROPOSED BUDGET	INCREASE (DECREASE)
GOODS AND SUPPLIES							
543-0150	MINOR TOOLS & EQUIPMENT	0.00	0.00	0.00	0.00	0.00	0.00
*** CATEGORY TOTAL ***		0.00	0.00	0.00	0.00	0.00	0.00
OTHER SERVICES							
543-9075	CONSTRUCTION	0.00	4,657.50	0.00	0.00	0.00	0.00
543-9075-01	CONSTRUCTION CAPITAL OUTLAY	687,634.54	489,948.00	148,800.00	58,313.00	0.00	(148,800.00)
*** CATEGORY TOTAL ***		687,634.54	494,605.50	148,800.00	58,313.00	0.00	(148,800.00)
*** DEPARTMENT TOTAL ***		687,634.54	494,605.50	148,800.00	58,313.00	0.00	(148,800.00)

PROPOSED BUDGET WORKSHEET

AS OF: JUNE 30TH, 2019

61 -BEACH ACCESS FUND

SPECIAL PROJECTS

DEPARTMENT EXPENDITURES	TWO YEARS PRIOR ACTUAL	ONE YEAR PRIOR ACTUAL	CURRENT YEAR ACTUAL BUDGET	CURRENT YEAR Y-T-D ACTUAL	PROPOSED BUDGET	INCREASE (DECREASE)
EQUIPMNT > $5,000 OUTLAY						
572-1002 MOBI MATS	0.00	0.00	102,083.00	105,167.58	0.00	(102,083.00)
*** CATEGORY TOTAL ***	0.00	0.00	102,083.00	105,167.58	0.00	(102,083.00)
*** DEPARTMENT TOTAL ***	0.00	0.00	102,083.00	105,167.58	0.00	(102,083.00)
*** TOTAL EXPENDITURES ***	687,634.54	494,605.50	250,883.00	163,480.58	0.00	(250,883.00)

*** END OF REPORT ***

PROPOSED BUDGET WORKSHEET

AS OF: JUNE 30TH, 2019

62 -BAY ACCESS FUND

FINANCIAL SUMMARY	TWO YEARS PRIOR ACTUAL	ONE YEAR PRIOR ACTUAL	CURRENT YEAR ACTUAL BUDGET	CURRENT YEAR Y-T-D ACTUAL	PROPOSED BUDGET	INCREASE (DECREASE)
REVENUE SUMMARY						
INTERGOVERNMENTAL	0.00	0.00	0.00	0.00	0.00	0.00
MISCELLANEOUS	246.53	745.03	0.00	555.77	0.00	0.00
OTHER FINANCING SOURCES	59,819.00	35,797.00	37,479.00	37,479.00	0.00	(37,479.00)
*** TOTAL REVENUES ***	60,065.53	36,542.03	37,479.00	38,034.77	0.00	(37,479.00)
EXPENDITURE SUMMARY						
PUBLIC WORKS	0.00	0.00	0.00	0.00	0.00	0.00
SHORELINE	48,795.99	35,558.75	37,479.00	26,615.72	0.00	(37,479.00)
*** TOTAL EXPENDITURES ***	48,795.99	35,558.75	37,479.00	26,615.72	0.00	(37,479.00)
** REVENUES OVER(UNDER) EXPENDITURES **	11,269.54	983.28	0.00	11,419.05	0.00	0.00

PROPOSED BUDGET WORKSHEET

AS OF: JUNE 30TH, 2019

62 -BAY ACCESS FUND

REVENUES	TWO YEARS PRIOR ACTUAL	ONE YEAR PRIOR ACTUAL	CURRENT YEAR ACTUAL BUDGET	CURRENT YEAR Y-T-D ACTUAL	PROPOSED BUDGET	INCREASE (DECREASE)
INTERGOVERNMENTAL						
46065 GRANT FUNDS - FEDERAL	0.00	0.00	0.00	0.00	0.00	0.00
** REVENUE CATEGORY TOTAL **	0.00	0.00	0.00	0.00	0.00	0.00
MISCELLANEOUS						
48040 INTEREST REVENUE	246.53	745.03	0.00	555.77	0.00	0.00
** REVENUE CATEGORY TOTAL **	246.53	745.03	0.00	555.77	0.00	0.00
OTHER FINANCING SOURCES						
49090 TRANSFERS IN	59,819.00	35,797.00	37,479.00	37,479.00	0.00	(37,479.00)
** REVENUE CATEGORY TOTAL **	59,819.00	35,797.00	37,479.00	37,479.00	0.00	(37,479.00)
*** TOTAL REVENUES ***	60,065.53	36,542.03	37,479.00	38,034.77	0.00	(37,479.00)

62 -BAY ACCESS FUND
PUBLIC WORKS

DEPARTMENT EXPENDITURES	TWO YEARS PRIOR ACTUAL	ONE YEAR PRIOR ACTUAL	CURRENT YEAR ACTUAL BUDGET	CURRENT YEAR Y-T-D ACTUAL	PROPOSED BUDGET	INCREASE (DECREASE)
REPAIR AND MAINTENANCE						
543-0412 LANDSCAPING	0.00	0.00	0.00	0.00	0.00	0.00
*** CATEGORY TOTAL ***	0.00	0.00	0.00	0.00	0.00	0.00
MISCELLANEOUS SERVICES						
543-0510 CONSTRUCTION	0.00	0.00	0.00	0.00	0.00	0.00
543-0530 PROFESSIONAL SERVICES	0.00	0.00	0.00	0.00	0.00	0.00
*** CATEGORY TOTAL ***	0.00	0.00	0.00	0.00	0.00	0.00
OTHER SERVICES						
543-9075 CONSTRUCTION	0.00	0.00	0.00	0.00	0.00	0.00
*** CATEGORY TOTAL ***	0.00	0.00	0.00	0.00	0.00	0.00
*** DEPARTMENT TOTAL ***	0.00	0.00	0.00	0.00	0.00	0.00

PROPOSED BUDGET WORKSHEET

AS OF: JUNE 30TH, 2019

62 -BAY ACCESS FUND

SHORELINE

DEPARTMENT EXPENDITURES		TWO YEARS PRIOR ACTUAL	ONE YEAR PRIOR ACTUAL	CURRENT YEAR ACTUAL BUDGET	CURRENT YEAR Y-T-D ACTUAL	PROPOSED BUDGET	INCREASE (DECREASE)
PERSONNEL SERVICES							
560-0010-01	EXEMPT	9,572.92	0.00	0.00	0.00	0.00	0.00
560-0010-02	NON EXEMPT	22,210.24	23,155.44	23,691.00	17,418.16	0.00	(23,691.00)
560-0060	OVERTIME	3,002.54	1,621.93	2,000.00	936.98	0.00	(2,000.00)
560-0070	MEDICARE	508.38	354.67	483.00	274.12	0.00	(483.00)
560-0080	TMRS	4,310.91	3,188.13	3,439.00	2,148.51	0.00	(3,439.00)
560-0081	GROUP INSURANCE	6,834.51	6,471.72	7,024.00	5,159.34	0.00	(7,024.00)
560-0083	WORKER'S COMPENSATION	587.10	571.86	606.00	508.39	0.00	(606.00)
560-0084	UNEMPLOYMENT TAX	171.07	162.00	142.00	5.72	0.00	(142.00)
560-0085	LONGEVITY	0.00	33.00	94.00	93.00	0.00	(94.00)
*** CATEGORY TOTAL ***		47,197.67	35,558.75	37,479.00	26,544.22	0.00	(37,479.00)
GOODS AND SUPPLIES							
560-0112	SIGNS	0.00	0.00	0.00	0.00	0.00	0.00
560-0130	WEARING APPAREL	0.00	0.00	0.00	0.00	0.00	0.00
560-0150	MINOR TOOLS & EQUIP	0.00	0.00	0.00	0.00	0.00	0.00
*** CATEGORY TOTAL ***		0.00	0.00	0.00	0.00	0.00	0.00
MISCELLANEOUS SERVICES							
560-0501	COMMUNICATIONS	0.00	0.00	0.00	0.00	0.00	0.00
560-0510	BAY MAINTENANCE SUPPLIES	323.32	0.00	0.00	0.00	0.00	0.00
560-0530	PROFESSIONAL SERVICES	1,275.00	0.00	0.00	71.50	0.00	0.00
560-0560	RENTAL	0.00	0.00	0.00	0.00	0.00	0.00
*** CATEGORY TOTAL ***		1,598.32	0.00	0.00	71.50	0.00	0.00
*** DEPARTMENT TOTAL ***		48,795.99	35,558.75	37,479.00	26,615.72	0.00	(37,479.00)
*** TOTAL EXPENDITURES ***		48,795.99	35,558.75	37,479.00	26,615.72	0.00	(37,479.00)

*** END OF REPORT ***

65 -FACILITY PREV MAINT FUND

FINANCIAL SUMMARY	TWO YEARS PRIOR ACTUAL	ONE YEAR PRIOR ACTUAL	CURRENT YEAR ACTUAL BUDGET	CURRENT YEAR Y-T-D ACTUAL	PROPOSED BUDGET	INCREASE (DECREASE)
REVENUE SUMMARY						
MISCELLANEOUS	0.00	0.00	0.00	0.00	0.00	0.00
OTHER FINANCING SOURCES	120,040.46	255,000.00	225,000.00	225,000.00	225,000.00	0.00
*** TOTAL REVENUES ***	120,040.46	255,000.00	225,000.00	225,000.00	225,000.00	0.00
EXPENDITURE SUMMARY						
POLICE	32,000.00	0.00	0.00	0.00	0.00	0.00
FIRE	0.00	0.00	0.00	0.00	0.00	0.00
CODE ENFORCEMENT	0.00	0.00	0.00	0.00	0.00	0.00
SPECIAL PROJECTS	65,007.64	236,747.89	165,713.00	111,724.26	22,187.00	(143,526.00)
*** TOTAL EXPENDITURES ***	97,007.64	236,747.89	165,713.00	111,724.26	22,187.00	(143,526.00)
** REVENUES OVER(UNDER) EXPENDITURES **	23,032.82	18,252.11	59,287.00	113,275.74	202,813.00	143,526.00

PROPOSED BUDGET WORKSHEET

AS OF: JUNE 30TH, 2019

65 -FACILITY PREV MAINT FUND

REVENUES	TWO YEARS PRIOR ACTUAL	ONE YEAR PRIOR ACTUAL	CURRENT YEAR ACTUAL BUDGET	CURRENT YEAR Y-T-D ACTUAL	PROPOSED BUDGET	INCREASE (DECREASE)
MISCELLANEOUS						
48040 INTEREST REVENUE	0.00	0.00	0.00	0.00	0.00	0.00
** REVENUE CATEGORY TOTAL **	0.00	0.00	0.00	0.00	0.00	0.00
OTHER FINANCING SOURCES						
49085 SALE OF FIXED ASSETS	38,040.46	0.00	0.00	0.00	0.00	0.00
49090 TRANSFERS IN	82,000.00	255,000.00	225,000.00	225,000.00	225,000.00	0.00
PM Building - GF TSF 1	225,000.00				225,000.00	
** REVENUE CATEGORY TOTAL **	120,040.46	255,000.00	225,000.00	225,000.00	225,000.00	0.00
*** TOTAL REVENUES ***	120,040.46	255,000.00	225,000.00	225,000.00	225,000.00	0.00

PROPOSED BUDGET WORKSHEET

AS OF: JUNE 30TH, 2019

65 -FACILITY PREV MAINT FUND

POLICE

DEPARTMENT EXPENDITURES	TWO YEARS PRIOR ACTUAL	ONE YEAR PRIOR ACTUAL	CURRENT YEAR ACTUAL BUDGET	CURRENT YEAR Y-T-D ACTUAL	PROPOSED BUDGET	INCREASE (DECREASE)
EQUIPMNT > $5,000 OUTLAY						
521-1007 MOTOR VEHICLES	32,000.00	0.00	0.00	0.00	0.00	0.00
*** CATEGORY TOTAL ***	32,000.00	0.00	0.00	0.00	0.00	0.00
*** DEPARTMENT TOTAL ***	32,000.00	0.00	0.00	0.00	0.00	0.00

PROPOSED BUDGET WORKSHEET

AS OF: JUNE 30TH, 2019

65 -FACILITY PREV MAINT FUND

FIRE

DEPARTMENT EXPENDITURES	TWO YEARS PRIOR ACTUAL	ONE YEAR PRIOR ACTUAL	CURRENT YEAR ACTUAL BUDGET	CURRENT YEAR Y-T-D ACTUAL	PROPOSED BUDGET	INCREASE (DECREASE)
REPAIR AND MAINTENANCE						
522-0411 BUILDINGS & STRUCTURES	0.00	0.00	0.00	0.00	0.00	0.00
*** CATEGORY TOTAL ***	0.00	0.00	0.00	0.00	0.00	0.00
EQUIPMNT > $5,000 OUTLAY						
522-1007 MOTOR VEHICLES	0.00	0.00	0.00	0.00	0.00	0.00
*** CATEGORY TOTAL ***	0.00	0.00	0.00	0.00	0.00	0.00
*** DEPARTMENT TOTAL ***	0.00	0.00	0.00	0.00	0.00	0.00

65 -FACILITY PREV MAINT FUND
CODE ENFORCEMENT

DEPARTMENT EXPENDITURES	TWO YEARS PRIOR ACTUAL	ONE YEAR PRIOR ACTUAL	CURRENT YEAR ACTUAL BUDGET	CURRENT YEAR Y-T-D ACTUAL	PROPOSED BUDGET	INCREASE (DECREASE)
EQUIPMNT > $5,000 OUTLAY						
532-1007 MOTOR VEHICLES	0.00	0.00	0.00	0.00	0.00	0.00
*** CATEGORY TOTAL ***	0.00	0.00	0.00	0.00	0.00	0.00
*** DEPARTMENT TOTAL ***	0.00	0.00	0.00	0.00	0.00	0.00

PROPOSED BUDGET WORKSHEET

AS OF: JUNE 30TH, 2019

65 -FACILITY PREV MAINT FUND

SPECIAL PROJECTS

DEPARTMENT EXPENDITURES	TWO YEARS PRIOR ACTUAL	ONE YEAR PRIOR ACTUAL	CURRENT YEAR ACTUAL BUDGET	CURRENT YEAR Y-T-D ACTUAL	CURRENT YEAR PROPOSED BUDGET	INCREASE (DECREASE)
GOODS AND SUPPLIES						
572-0112 SIGNS	0.00	10.97	0.00	0.00	0.00	0.00
572-0115 LAMPS & GLOBES	0.00	1,992.56	0.00	0.00	0.00	0.00
572-0150 MINOR TOOLS AND EQUIPMENT	0.00	55.95	0.00	0.00	0.00	0.00
*** CATEGORY TOTAL ***	0.00	2,059.48	0.00	0.00	0.00	0.00
REPAIR AND MAINTENANCE						
572-0410 MACHINERY AND EQUIPMENT	0.00	8,335.16	0.00	0.00	0.00	0.00
572-0411 BUILDING AND STRUCTURES	0.00	13,544.29	0.00	0.00	0.00	0.00
*** CATEGORY TOTAL ***	0.00	21,879.45	0.00	0.00	0.00	0.00
EQUIPMNT > $5,000 OUTLAY						
572-1001 BUILDINGS & STRUCTURES	65,007.64	212,808.96	165,713.00	111,724.26	22,187.00	(143,526.00)
CH HVAC-Water Pump#1 1	4,682.00				4,682.00	
CH HVAC-Water Pump#2 1	4,682.00				4,682.00	
CH HVAC-Condenser Pump# 1	4,682.00				4,682.00	
CH HVAC-Condenser Pump# 1	4,682.00				4,682.00	
CH Paint -Lobby & Corri 1	3,459.00				3,459.00	
*** CATEGORY TOTAL ***	65,007.64	212,808.96	165,713.00	111,724.26	22,187.00	(143,526.00)
INTERFUND TRANSFERS						
572-9471 TSF TO GENERAL FUND	0.00	0.00	0.00	0.00	0.00	0.00
572-9480 TSF TO PADRE BLVD IMPROV	0.00	0.00	0.00	0.00	0.00	0.00
*** CATEGORY TOTAL ***	0.00	0.00	0.00	0.00	0.00	0.00
*** DEPARTMENT TOTAL ***	65,007.64	236,747.89	165,713.00	111,724.26	22,187.00	(143,526.00)
*** TOTAL EXPENDITURES ***	97,007.64	236,747.89	165,713.00	111,724.26	22,187.00	(143,526.00)

*** END OF REPORT ***

PROPOSED BUDGET WORKSHEET

AS OF: JUNE 30TH, 2019

80 -ECONOMIC DEVELOPMENT CORP

FINANCIAL SUMMARY	TWO YEARS PRIOR ACTUAL	ONE YEAR PRIOR ACTUAL	--------- CURRENT YEAR -------- ACTUAL BUDGET	Y-T-D ACTUAL	PROPOSED BUDGET	INCREASE (DECREASE)
REVENUE SUMMARY						
NON-PROPERTY TAXES	813,376.20	852,284.21	813,000.00	469,682.02	850,000.00	37,000.00
FEES AND SERVICES	0.00	0.00	0.00	0.00	0.00	0.00
INTERGOVERNMENTAL	0.00	0.00	0.00	1,885.71	0.00	0.00
MISCELLANEOUS	16,690.85	22,144.61	12,785.00	17,839.27	28,775.00	15,990.00
*** TOTAL REVENUES ***	830,067.05	874,428.82	825,785.00	489,407.00	878,775.00	52,990.00
EXPENDITURE SUMMARY						
DEPT 580 - EDC	678,357.66	841,624.06	810,785.00	583,759.70	828,755.00	17,970.00
BNC BUILDING FACILITY	92,531.39	63,931.17	45,000.00	44,849.60	50,000.00	5,000.00
*** TOTAL EXPENDITURES ***	770,889.05	905,555.23	855,785.00	628,609.30	878,755.00	22,970.00
** REVENUES OVER(UNDER) EXPENDITURES **	59,178.00	(31,126.41)	(30,000.00)	(139,202.30)	20.00	30,020.00

PROPOSED BUDGET WORKSHEET

AS OF: JUNE 30TH, 2019

80 -ECONOMIC DEVELOPMENT CORP

REVENUES		TWO YEARS PRIOR ACTUAL	ONE YEAR PRIOR ACTUAL	CURRENT YEAR ACTUAL BUDGET	CURRENT YEAR Y-T-D ACTUAL	PROPOSED BUDGET	INCREASE (DECREASE)
NON-PROPERTY TAXES							
43004	ECON DEV SALES TAX	813,376.20	852,284.21	813,000.00	469,682.02	850,000.00	37,000.00
** REVENUE CATEGORY TOTAL **		813,376.20	852,284.21	813,000.00	469,682.02	850,000.00	37,000.00
FEES AND SERVICES							
44000	RENTAL FEES - BIRDING CENTE	0.00	0.00	0.00	0.00	0.00	0.00
44001	ENTRY FEES - BIRDING CENTER	0.00	0.00	0.00	0.00	0.00	0.00
44002	SOUVENIR SALES - BIRDING CT	0.00	0.00	0.00	0.00	0.00	0.00
44003	DONATIONS - BIRDING CTR	0.00	0.00	0.00	0.00	0.00	0.00
44004	PROGRAMS/EVENTS REVENUE	0.00	0.00	0.00	0.00	0.00	0.00
44005	PELAGIC TRIPS	0.00	0.00	0.00	0.00	0.00	0.00
** REVENUE CATEGORY TOTAL **		0.00	0.00	0.00	0.00	0.00	0.00
INTERGOVERNMENTAL							
46068	GRANT REVENUE	0.00	0.00	0.00	1,885.71	0.00	0.00
46069	USDA GRANT - LON REV PROGRA	0.00	0.00	0.00	0.00	0.00	0.00
** REVENUE CATEGORY TOTAL **		0.00	0.00	0.00	1,885.71	0.00	0.00
MISCELLANEOUS							
48040	INTEREST REVENUE	5,988.54	11,006.69	1,194.00	10,169.91	4,722.00	3,528.00
48041	LOAN REV REVENUE	10,692.31	11,127.92	11,581.00	7,669.36	12,053.00	472.00
48042	MISC. REVENUE	10.00	10.00	10.00	0.00	12,000.00	11,990.00
48087	MATERIALS	0.00	0.00	0.00	0.00	0.00	0.00
48088	BNC EXPENSE REIMBURSEMENT	0.00	0.00	0.00	0.00	0.00	0.00
** REVENUE CATEGORY TOTAL **		16,690.85	22,144.61	12,785.00	17,839.27	28,775.00	15,990.00
*** TOTAL REVENUES ***		830,067.05	874,428.82	825,785.00	489,407.00	878,775.00	52,990.00

80 -ECONOMIC DEVELOPMENT CORP

DEPT 580 - EDC

DEPARTMENT EXPENDITURES		TWO YEARS PRIOR ACTUAL	ONE YEAR PRIOR ACTUAL	CURRENT YEAR ACTUAL BUDGET	CURRENT YEAR Y-T-D ACTUAL	CURRENT YEAR PROPOSED BUDGET	INCREASE (DECREASE)
PERSONNEL SERVICES							
580-0010	SUPERVISION	58,999.98	59,945.50	60,770.00	44,408.89	66,000.00	5,230.00
580-0020	CLERICAL	0.00	0.00	0.00	0.00	0.00	0.00
580-0040	TEMP EMPLOYEES	0.00	3,035.00	3,000.00	0.00	0.00	(3,000.00)
580-0060	OVERTIME	0.00	0.00	0.00	0.00	0.00	0.00
580-0070	FICA	855.40	1,100.34	1,142.00	677.80	1,241.00	99.00
580-0080	TMRS	7,464.52	7,752.00	8,137.00	5,469.79	8,613.00	476.00
580-0081	GROUP INSURANCE	5,961.64	6,680.52	7,328.00	5,312.97	7,435.00	107.00
580-0083	WORKERS COMPENSATION	0.00	0.00	164.00	7.27	145.00	(19.00)
580-0084	UNEMPLOYMENT TAX	53.10	42.80	142.00	44.96	32.00	(110.00)
*** CATEGORY TOTAL ***		73,334.64	78,556.16	80,683.00	55,921.68	83,466.00	2,783.00
GOODS AND SUPPLIES							
580-0101	OFFICE SUPPLIES	794.18	719.96	900.00	494.01	900.00	0.00
580-0102	LOCAL MEETINGS	524.57	497.09	700.00	328.80	700.00	0.00
580-0107	BOOKS & PUBLICATIONS	209.20	115.60	400.00	22.00	200.00	(200.00)
580-0108	POSTAGE	43.86	31.49	100.00	41.00	100.00	0.00
580-0150	MINOR TOOLS & EQUIPMENT	0.00	0.00	0.00	0.00	0.00	0.00
580-0180	INFORMATION TECHNOLOGY	172.79	930.93	1,000.00	199.00	800.00	(200.00)
*** CATEGORY TOTAL ***		1,744.60	2,295.07	3,100.00	1,084.81	2,700.00	(400.00)
MISCELLANEOUS SERVICES							
580-0501	COMMUNICATIONS	707.59	761.90	800.00	(136.32)	600.00	(200.00)
580-0502	LOAN REV EXPENSE	0.00	0.00	0.00	0.00	0.00	0.00
580-0513	TRAINING EXPENSE	1,153.00	1,349.00	1,500.00	995.00	1,500.00	0.00
580-0520	INSURANCE	913.00	913.00	1,000.00	937.00	1,000.00	0.00
580-0530	PROFESSIONAL SERVICES	12,948.62	12,682.61	11,500.00	6,805.28	16,300.00	4,800.00
LEGAL	1 1,500.00					1,500.00	
SOCIAL MEDIA	1 600.00					600.00	
WEB	1 3,000.00					3,000.00	
CONTINUING DISCLOSURE (	1 4,000.00					4,000.00	
BANK FEES	12 100.00					1,200.00	
AUDIT	1 3,000.00					3,000.00	
MUNISERVICES REPORTS	1 3,000.00					3,000.00	
580-0534-001	BIRDING MASTER PLAN	0.00	0.00	0.00	0.00	0.00	0.00
580-0534-002	LOBBYIST	22,916.63	0.00	0.00	0.00	0.00	0.00
580-0534-003	COMPREHENSIVE PLAN	0.00	0.00	0.00	0.00	0.00	0.00
580-0534-004	BEACH MASTER PLAN	0.00	0.00	0.00	0.00	0.00	0.00
580-0534-005	REGIONAL MOBILITY AUTHORITY	0.00	0.00	0.00	0.00	0.00	0.00
580-0534-006	ECONOMIC ACTIVITY INDEX	4,000.00	4,000.00	0.00	0.00	0.00	0.00

80 -ECONOMIC DEVELOPMENT CORP

DEPT 580 - EDC

DEPARTMENT EXPENDITURES	TWO YEARS PRIOR ACTUAL	ONE YEAR PRIOR ACTUAL	CURRENT YEAR ACTUAL BUDGET	CURRENT YEAR Y-T-D ACTUAL	PROPOSED BUDGET	INCREASE (DECREASE)
580-0534-010 BAY CLEANUP	0.00	0.00	0.00	0.00	0.00	0.00
580-0534-012 AREA MARKETING STUDY	0.00	0.00	0.00	0.00	0.00	0.00
580-0534-013 USDA RBEG	0.00	0.00	0.00	0.00	0.00	0.00
580-0534-014 I-69 ALLIANCE	0.00	0.00	0.00	0.00	0.00	0.00
580-0534-015 BROWN PROPERTY INTEREST	0.00	0.00	0.00	0.00	0.00	0.00
580-0534-016 BIRDING MASTER NON-CAPITAL	0.00	0.00	0.00	0.00	0.00	0.00
580-0534-017 OTHER PROJECTS	0.00	0.00	0.00	0.00	0.00	0.00
580-0534-018 GULF OF MEXICO NATURE CENTE	0.00	0.00	0.00	0.00	0.00	0.00
580-0534-019 BUSINESS RECRUITMENT & DEV	29,822.00	0.00	0.00	1,295.00	0.00	0.00
580-0534-020 BNC LANDSCAPING PROJECT	0.00	0.00	0.00	0.00	0.00	0.00
580-0540 ADVERTISING	2,808.98	3,443.40	3,500.00	3,150.11	4,500.00	1,000.00
580-0550 TRAVEL	1,278.56	1,719.40	6,000.00	3,239.46	6,000.00	0.00
580-0551 DUES & MEMBERSHIPS	1,215.00	1,130.00	1,000.00	950.00	1,000.00	0.00
580-0555 PROMOTIONS	1,750.00	2,657.00	3,000.00	3,250.00	3,000.00	0.00
580-0560 RENTAL	0.00	0.00	0.00	0.00	0.00	0.00
580-0576 BEACH RENOURISHMENT	0.00	0.00	0.00	0.00	0.00	0.00
580-0599 PROMOTIONS	0.00	0.00	0.00	0.00	0.00	0.00
*** CATEGORY TOTAL ***	79,513.38	28,656.31	28,300.00	20,485.53	33,900.00	5,600.00
EQUIPMNT > $5,000 OUTLAY						
580-1001 BUILDINGS & STRUCTURES	0.00	0.00	0.00	0.00	0.00	0.00
580-1003 FURNITURE & FIXTURES	0.00	0.00	0.00	0.00	0.00	0.00
580-1004 MACHINERY & EQUIPMENT > $50	0.00	0.00	0.00	0.00	0.00	0.00
580-1011 INFORMATION TECHNOLOGY	0.00	0.00	0.00	0.00	0.00	0.00
*** CATEGORY TOTAL ***	0.00	0.00	0.00	0.00	0.00	0.00
INTERFUND TRANSFERS						
580-9470 TRANSFER TO EDC DEBT SERVIC	394,031.04	396,849.96	390,650.00	292,987.52	394,450.00	3,800.00
580-9471 TRANSFER TO GENERAL FUND	100,000.00	100,000.00	0.00	0.00	0.00	0.00
580-9476-01 TSF TO BEACH NOURISHMENT	0.00	0.00	0.00	0.00	0.00	0.00
580-9483 TSF TO BNC FACILITY MAINT F	0.00	0.00	97,600.00	97,600.00	70,304.00	(27,296.00)
ANNUAL TSF PREV FAC MAI 1 70,304.00					70,304.00	
*** CATEGORY TOTAL ***	494,031.04	496,849.96	488,250.00	390,587.52	464,754.00	(23,496.00)

PROPOSED BUDGET WORKSHEET

AS OF: JUNE 30TH, 2019

80 -ECONOMIC DEVELOPMENT CORP

DEPT 580 - EDC

DEPARTMENT EXPENDITURES		TWO YEARS PRIOR ACTUAL	ONE YEAR PRIOR ACTUAL	CURRENT YEAR ACTUAL BUDGET	CURRENT YEAR Y-T-D ACTUAL	PROPOSED BUDGET	INCREASE (DECREASE)
SPECIAL PROJECTS							
580-9175 ELECTION EXPENSE		0.00	0.00	0.00	0.00	0.00	0.00
580-9178 DESIGNATED PROJECTS		29,734.00	235,266.56	200,452.00	110,130.16	243,935.00	43,483.00
ECONOMIC CONSULTING	1	4,000.00				4,000.00	
BUSINESS DEVELOPMENT	1	60,000.00				60,000.00	
WEBSITE REBUILD	1	18,000.00				18,000.00	
ARTIFICIAL REEF	1	25,000.00				25,000.00	
ART BUSINESS INCUBATOR	1	40,000.00				40,000.00	
FACADE IMPROVEMENT PROG	1	25,000.00				25,000.00	
DESIGNATED PRJCTS (ALL	1	71,935.00				71,935.00	
580-9178-001 TOMPKINS CHANNEL		0.00	0.00	0.00	0.00	0.00	0.00
580-9181 BNC CASH ADVANCE		0.00	0.00	10,000.00	5,550.00	0.00	(10,000.00)
*** CATEGORY TOTAL ***		29,734.00	235,266.56	210,452.00	115,680.16	243,935.00	33,483.00
*** DEPARTMENT TOTAL ***		678,357.66	841,624.06	810,785.00	583,759.70	828,755.00	17,970.00

PROPOSED BUDGET WORKSHEET

AS OF: JUNE 30TH, 2019

80 -ECONOMIC DEVELOPMENT CORP

BNC BUILDING FACILITY

DEPARTMENT EXPENDITURES	TWO YEARS PRIOR ACTUAL	ONE YEAR PRIOR ACTUAL	CURRENT YEAR ACTUAL BUDGET	CURRENT YEAR Y-T-D ACTUAL	PROPOSED BUDGET	INCREASE (DECREASE)
REPAIR AND MAINTENANCE						
583-0411 BUILDINGS & STRUCTURES	51,398.04	21,226.76	0.00	1,998.40	5,000.00	5,000.00
*** CATEGORY TOTAL ***	51,398.04	21,226.76	0.00	1,998.40	5,000.00	5,000.00
MISCELLANEOUS SERVICES						
583-0520 INSURANCE	41,878.10	42,704.41	45,000.00	42,851.20	45,000.00	0.00
583-0580 ELECTRICITY	(744.75)	0.00	0.00	0.00	0.00	0.00
*** CATEGORY TOTAL ***	41,133.35	42,704.41	45,000.00	42,851.20	45,000.00	0.00
*** DEPARTMENT TOTAL ***	92,531.39	63,931.17	45,000.00	44,849.60	50,000.00	5,000.00
*** TOTAL EXPENDITURES ***	770,889.05	905,555.23	855,785.00	628,609.30	878,755.00	22,970.00

*** END OF REPORT ***

PROPOSED BUDGET WORKSHEET

AS OF: JUNE 30TH, 2019

81 -BEACH NOURISHMENT

FINANCIAL SUMMARY	TWO YEARS PRIOR ACTUAL	ONE YEAR PRIOR ACTUAL	CURRENT YEAR ACTUAL BUDGET	CURRENT YEAR Y-T-D ACTUAL	PROPOSED BUDGET	INCREASE (DECREASE)
REVENUE SUMMARY						
NON-PROPERTY TAXES	475,263.58	516,842.87	475,475.00	218,298.38	517,551.00	42,076.00
FEES AND SERVICES	0.00	252.19	0.00	369.47	0.00	0.00
INTERGOVERNMENTAL	0.00	0.00	0.00	0.00	0.00	0.00
MISCELLANEOUS	10,691.57	35,902.20	0.00	50,573.67	0.00	0.00
OTHER FINANCING SOURCES	0.00	0.00	0.00	0.00	0.00	0.00
*** TOTAL REVENUES ***	485,955.15	552,997.26	475,475.00	269,241.52	517,551.00	42,076.00
EXPENDITURE SUMMARY						
BEACH RENOURISHMENT	65,956.50	126,062.50	580,000.00	44,012.50	175,000.00	(405,000.00)
*** TOTAL EXPENDITURES ***	65,956.50	126,062.50	580,000.00	44,012.50	175,000.00	(405,000.00)
** REVENUES OVER(UNDER) EXPENDITURES **	419,998.65	426,934.76	(104,525.00)	225,229.02	342,551.00	447,076.00

PROPOSED BUDGET WORKSHEET

AS OF: JUNE 30TH, 2019

81 -BEACH NOURISHMENT

REVENUES		TWO YEARS PRIOR ACTUAL	ONE YEAR PRIOR ACTUAL	CURRENT YEAR ACTUAL BUDGET	CURRENT YEAR Y-T-D ACTUAL	PROPOSED BUDGET	INCREASE (DECREASE)
NON-PROPERTY TAXES							
43010	HOTEL/MOTEL OCCUPANCY TAX	474,598.94	515,040.31	475,475.00	217,619.36	517,551.00	42,076.00
43011	PENALTIES	328.39	1,153.38	0.00	393.95	0.00	0.00
43012	INTEREST	374.39	649.18	0.00	297.98	0.00	0.00
43013	REFUND OVERPAID TAXES	(38.14)	0.00	0.00	(12.91)	0.00	0.00
** REVENUE CATEGORY TOTAL **		475,263.58	516,842.87	475,475.00	218,298.38	517,551.00	42,076.00
FEES AND SERVICES							
44014	REV DISC LOCAL OCCUPANCY TA	0.00	252.19	0.00	369.47	0.00	0.00
** REVENUE CATEGORY TOTAL **		0.00	252.19	0.00	369.47	0.00	0.00
INTERGOVERNMENTAL							
46050	GLO REVENUES	0.00	0.00	0.00	0.00	0.00	0.00
46051	CAMERON COUNTY NOURISHMENT	0.00	0.00	0.00	0.00	0.00	0.00
** REVENUE CATEGORY TOTAL **		0.00	0.00	0.00	0.00	0.00	0.00
MISCELLANEOUS							
48040	INTEREST REVENUE	10,691.57	35,896.32	0.00	50,573.67	0.00	0.00
48042	MISCELLANEOUS	0.00	5.88	0.00	0.00	0.00	0.00
** REVENUE CATEGORY TOTAL **		10,691.57	35,902.20	0.00	50,573.67	0.00	0.00
OTHER FINANCING SOURCES							
49090	TRANSFERS IN	0.00	0.00	0.00	0.00	0.00	0.00
** REVENUE CATEGORY TOTAL **		0.00	0.00	0.00	0.00	0.00	0.00
*** TOTAL REVENUES ***		485,955.15	552,997.26	475,475.00	269,241.52	517,551.00	42,076.00

PROPOSED BUDGET WORKSHEET

AS OF: JUNE 30TH, 2019

81 -BEACH NOURISHMENT

BEACH RENOURISHMENT

DEPARTMENT EXPENDITURES		TWO YEARS PRIOR ACTUAL	ONE YEAR PRIOR ACTUAL	CURRENT YEAR ACTUAL BUDGET	CURRENT YEAR Y-T-D ACTUAL	PROPOSED BUDGET	INCREASE (DECREASE)
REPAIR AND MAINTENANCE							
581-0426 BEACH MAINTENANCE		0.00	0.00	200,000.00	0.00	0.00	(200,000.00)
*** CATEGORY TOTAL ***		0.00	0.00	200,000.00	0.00	0.00	(200,000.00)
MISCELLANEOUS SERVICES							
581-0530 PROFESSIONAL SERVICES		65,956.50	126,062.50	380,000.00	44,012.50	175,000.00	(205,000.00)
HDR	1	50,000.00				50,000.00	
PARTRAC	1	50,000.00				50,000.00	
USGS	1	75,000.00				75,000.00	
*** CATEGORY TOTAL ***		65,956.50	126,062.50	380,000.00	44,012.50	175,000.00	(205,000.00)
*** DEPARTMENT TOTAL ***		65,956.50	126,062.50	580,000.00	44,012.50	175,000.00	(405,000.00)
*** TOTAL EXPENDITURES ***		65,956.50	126,062.50	580,000.00	44,012.50	175,000.00	(405,000.00)

*** END OF REPORT ***

PROPOSED BUDGET WORKSHEET

AS OF: JUNE 30TH, 2019

82 -BNC FACILITY MAINTENANCE

FINANCIAL SUMMARY	TWO YEARS PRIOR ACTUAL	ONE YEAR PRIOR ACTUAL	CURRENT YEAR ACTUAL BUDGET	CURRENT YEAR Y-T-D ACTUAL	PROPOSED BUDGET	INCREASE (DECREASE)
REVENUE SUMMARY						
OTHER FINANCING SOURCES	0.00	0.00	97,600.00	97,600.00	70,304.00	(27,296.00)
*** TOTAL REVENUES ***	0.00	0.00	97,600.00	97,600.00	70,304.00	(27,296.00)
EXPENDITURE SUMMARY						
BNC BUILDING FACILITY	0.00	0.00	97,600.00	36,348.34	65,965.00	(31,635.00)
*** TOTAL EXPENDITURES ***	0.00	0.00	97,600.00	36,348.34	65,965.00	(31,635.00)
** REVENUES OVER(UNDER) EXPENDITURES **	0.00	0.00	0.00	61,251.66	4,339.00	4,339.00

PROPOSED BUDGET WORKSHEET

AS OF: JUNE 30TH, 2019

82 -BNC FACILITY MAINTENANCE

REVENUES	TWO YEARS PRIOR ACTUAL	ONE YEAR PRIOR ACTUAL	CURRENT YEAR ACTUAL BUDGET	CURRENT YEAR Y-T-D ACTUAL	PROPOSED BUDGET	INCREASE (DECREASE)
OTHER FINANCING SOURCES						
49090 TRANSFERS IN	0.00	0.00	97,600.00	97,600.00	70,304.00	(27,296.00)
ANNUAL TSF FROM EDC 1	70,304.00				70,304.00	
** REVENUE CATEGORY TOTAL **	0.00	0.00	97,600.00	97,600.00	70,304.00	(27,296.00)
*** TOTAL REVENUES ***	0.00	0.00	97,600.00	97,600.00	70,304.00	(27,296.00)

PROPOSED BUDGET WORKSHEET

AS OF: JUNE 30TH, 2019

82 -BNC FACILITY MAINTENANCE

BNC BUILDING FACILITY

DEPARTMENT EXPENDITURES	TWO YEARS PRIOR ACTUAL	ONE YEAR PRIOR ACTUAL	CURRENT YEAR ACTUAL BUDGET	CURRENT YEAR Y-T-D ACTUAL	PROPOSED BUDGET	INCREASE (DECREASE)
REPAIR AND MAINTENANCE						
583-0411 BUILDINGS & STRUCTURES	0.00	0.00	40,000.00	6,348.34	0.00	(40,000.00)
*** CATEGORY TOTAL ***	0.00	0.00	40,000.00	6,348.34	0.00	(40,000.00)
EQUIPMNT > $5,000 OUTLAY						
583-1001 BUILDINGS & STRUCTURES	0.00	0.00	57,600.00	30,000.00	65,965.00	8,365.00
PREVENTIVE MAINT PLAN 1	65,965.00				65,965.00	
*** CATEGORY TOTAL ***	0.00	0.00	57,600.00	30,000.00	65,965.00	8,365.00
*** DEPARTMENT TOTAL ***	0.00	0.00	97,600.00	36,348.34	65,965.00	(31,635.00)
*** TOTAL EXPENDITURES ***	0.00	0.00	97,600.00	36,348.34	65,965.00	(31,635.00)

*** END OF REPORT ***

City of South Padre Island
Budget Workshop
FY Ending September 30, 2020

Fund No.			Projected Ending Fund Balance September 30, 2020
01	**GENERAL FUND:**		
	Beginning Fund Balance	$	7,023,253
	Operating Revenue		12,400,322
	Total Resources		19,423,575
	Expenditures		(12,351,366)
	Ending Fund Balance	$	7,072,209
02	**HOTEL/MOTEL FUND:**		
	Beginning Fund Balance	$	2,279,612
	Operating Revenue		7,147,810
	Total Resources		9,427,422
	Expenditures		(7,131,915)
	Ending Fund Balance	$	2,295,507
03	**VENUE PROJECT FUND:**		
	Beginning Fund Balance	$	4,022,758
	Operating Revenue		2,070,202
	Total Resources		6,092,960
	Expenditures		(507,438)
	Ending Fund Balance	$	5,585,522
06	**CONVENTION CENTRE FUND:**		
	Beginning Fund Balance	$	3,312,126
	Operating Revenue		1,495,000
	Total Resources		4,807,126
	Expenditures		(1,458,940)
	Ending Fund Balance	$	3,348,186
09	**PARKS, RECREATION AND BEAUTIFICATION**		
	Beginning Fund Balance	$	27,935
	Operating Revenue		95,356
	Total Resources		123,291
	Expenditures		(95,356)
	Ending Fund Balance	$	27,935
21	**MUNICIPAL COURT TECHNOLOGY FUND**		
	Beginning Fund Balance	$	20,592
	Operating Revenue		7,000
	Total Resources		27,592
	Expenditures		(14,845)
	Ending Fund Balance	$	12,747

22	**MUNICIPAL COURT SECURITY FUND**		
	Beginning Fund Balance	$	54,255
	Operating Revenue		5,000
	Total Resources		59,255
	Expenditures		(9,068)
	Ending Fund Balance	$	50,187
30	**TRANSPORTATION GRANT**		
	Beginning Fund Balance	$	85,242
	Operating Revenue		1,750,806
	Total Resources		1,836,048
	Expenditures		(1,750,806)
	Ending Fund Balance	$	85,242
43	**STREET IMPROVEMENT FUND**		
	Beginning Fund Balance	$	3,348
	Operating Revenue		-
	Total Resources		3,348
	Expenditures		-
	Ending Fund Balance	$	3,348
50	**DEBT SERVICE:**		
	Beginning Fund Balance	$	297,466
	Operating Revenue		1,616,076
	Total Resources		1,913,542
	Expenditures		(1,736,076)
	Ending Fund Balance	$	177,466
51	**TIRZ**		
	Beginning Fund Balance	$	165,768
	Operating Revenue		97,949
	Total Resources		263,717
	Expenditures		(50,000)
	Ending Fund Balance	$	213,717
52	**EDC DEBT SERVICE**		
	Beginning Fund Balance	$	383,555
	Operating Revenue		394,450
	Total Resources		778,005
	Expenditures		(387,550)
	Ending Fund Balance	$	390,455

53	**VENUE DEBT SERVICE**		
	Beginning Fund Balance	$	1,196
	Operating Revenue		507,438
	Total Resources		508,634
	Expenditures		(507,438)
	Ending Fund Balance	$	1,196
57	**VENUE TAX CONSTRUCTION**		
	Beginning Fund Balance	$	15,446,229
	Operating Revenue		-
	Total Resources		15,446,229
	Expenditures		-
	Ending Fund Balance	$	15,446,229
60	**BEACH MAINTENANCE**		
	Beginning Fund Balance	$	2,294,640
	Operating Revenue		2,090,202
	Total Resources		4,384,842
	Expenditures		(2,086,514)
	Ending Fund Balance	$	2,298,328
61	**BEACH ACCESS FUND**		
	Beginning Fund Balance	$	78,840
	Operating Revenue		-
	Total Resources		78,840
	Expenditures		-
	Ending Fund Balance	$	78,840
62	**BAY ACCESS**		
	Beginning Fund Balance	$	41,390
	Operating Revenue		-
	Total Resources		41,390
	Expenditures		-
	Ending Fund Balance	$	41,390
65	**CAPITAL REPLACEMENT PLAN**		
	Beginning Fund Balance	$	101,670
	Operating Revenue		225,000
	Total Resources		326,670
	Expenditures		(22,187)
	Ending Fund Balance	$	304,483

80 **EDC**

Beginning Fund Balance	$	735,605
Operating Revenue		878,775
Total Resources		1,614,380
Expenditures		(878,755)
Ending Fund Balance	$	735,625

81 **BEACH NOURISHMENT**

Beginning Fund Balance	$	2,615,322
Operating Revenue		517,551
Total Resources		3,132,873
Expenditures		(175,000)
Ending Fund Balance	$	2,957,873

82 **BNC FACILITY MAINTENANCE**

Beginning Fund Balance	$	-
Operating Revenue		70,304
Total Resources		70,304
Expenditures		(65,965)
Ending Fund Balance	$	4,339

Item No. 18

CITY OF SOUTH PADRE ISLAND
CITY COUNCIL MEETING
AGENDA REQUEST FORM

MEETING DATE: August 21, 2019

NAME & TITLE: Wendi Delgado, Administrative Services Director

DEPARTMENT: Administrative Services/City Manager's Office

ITEM

Discussion and action to approve Resolution No. 2019-37 adopting the 2019/2020 – 2023/2024 Capital Improvement Plan (CIP).

ITEM BACKGROUND

Section 5.09 of the charter requires that the City Manager annually prepare and submit to the City Council a five year capital program (Capital Improvement Plan).

Section 5.09 further requires that the capital program (Capital Improvement Plan) include:

1. A clear general summary of its contents.
2. Identification of the long-term goals of the community as stated in the City's Comprehensive Plan.
3. A list of all capital improvements and other capital expenditures which are proposed to be undertaken during the fiscal years next ensuing, with appropriate supporting information as to the necessity for each.
4. Cost estimates and recommended time schedules for each improvement or other capital expenditure.
5. Method of financing upon which each capital expenditure is to be reliant.
6. The estimated annual cost of operating and maintaining the facilities to be constructed or acquired.
7. A commentary on how the plan addresses the sustainability of the community and the region of which it is a part.
8. Methods to measure outcomes and performance of the capital plan related to the long-term goals of the community.

The Capital Improvement Plan must be submitted no later than the time of submission of the operating budget for the ensuing fiscal year which is on or before sixty days prior to the beginning of each fiscal year (Home Rule Charter - Section 5.02). (July 30th, 2019)

18-1

Home Rule Charter - Section 5.10 requires that the City Council provide for a public hearing (August 7th, 2019) on the Capital Improvement Plan and shall give notice by publishing the general summary of the capital program and a notice stating:

1. The times and places where copies of the capital program are available for inspection by the public.
2. The time and place, not less than two weeks after such publication, for a public hearing on the capital program (Capital Improvement Plan).

The City Council by resolution shall adopt the capital program with or without amendment after the public hearing and at the same time it adopts the ensuing fiscal year budget.

Attachments:
Resolution No. 2019-37
CIP 2019/2020 – 2023/2024

BUDGET/FINANCIAL SUMMARY

COMPREHENSIVE PLAN GOAL

Chapter 1, Goal 1 and 2
Chapter 2, Goal 1
Chapter 3, Goal 1, Goal 2
Chapter 4, Goal 1
Chapter 5, Goal 4

LEGAL REVIEW

Sent to Legal:	YES: _____	NO: ____x_____
Approved by Legal:	YES: _____	NO: _____

RECOMMENDATIONS/COMMENTS

Approve Resolution No. 2019-37.

RESOLUTION NO. 2019-37

A RESOLUTION OF THE CITY COUNCIL OF THE CITY OF SOUTH PADRE ISLAND, TEXAS, APPROVING AND ADOPTING THE CAPITAL IMPROVEMENTS PLAN FOR THE CITY AS PREPARED BY THE CITY MANAGER FOR THE FISCAL YEAR 2019/20

WHEREAS, Section 5.09 of the Home Rule Charter requires the City Manager submit a proposed Capital Improvements Plan for the ensuing fiscal year; and

WHEREAS, Section 5.10(a) of the Home Rule Charter requires the publication of a general summary of the capital program; and

WHEREAS, that publication occurred on July 18, 2019 in the Port Isabel Press; and

WHEREAS, Section 5.10(a) of the Home Rule Charter also requires the City Council hold a public hearing on the proposed Capital Improvements Plan; and

WHEREAS, that public hearing was held on August 7, 2019; and

WHEREAS, the proposed Capital Improvements Plan, after due hearing and consideration, should be approved:

NOW, THEREFORE, BE IT RESOLVED BY THE CITY COUNCIL OF THE CITY OF SOUTH PADRE ISLAND, TEXAS:

THAT the Capital Improvements Plan as prepared and submitted by the City Manager of the City of South Padre Island is hereby in all respects, approved and adopted.

PASSED, ADOPTED AND APPROVED ON THIS THE 21st DAY OF AUGUST, 2019.

ATTEST: Patrick McNulty, Mayor

Susan Manning, City Secretary

18-3

CAPITAL IMPROVEMENT PLAN (CIP)
2019/2020 through 2023/2024

City of South Padre Island

18.4

GENERAL SUMMARY

On November 3, 2009, the voters approved a home rule charter for South Padre Island. Section 5.09 of the charter requires that the City Manager annually prepare and submit to the City Council a five-year capital program (Capital Improvement Plan).

Section 5.09 further requires that the capital program (Capital Improvement Plan) include:

1. A clear general summary of its contents.
2. Identification of the long-term goals of the community as stated in the City's Comprehensive Plan.
3. A list of all capital improvements and other capital expenditures which are proposed to be undertaken during the fiscal years next ensuing, with appropriate supporting information as to the necessity for each.
4. Cost estimates and recommended time schedules for each improvement or other capital expenditure.
5. Method of financing upon which each capital expenditure is to be reliant.
6. The estimated annual cost of operating and maintaining the facilities to be constructed or acquired.
7. A commentary on how the plan addresses the sustainability of the community and the region of which it is a part.
8. Methods to measure outcomes and performance of the capital plan related to the long-term goals of the community.

The Capital Improvement Plan must be submitted no later than the time of submission of the operating budget for the ensuing fiscal year which is on or before sixty days prior to the beginning of each fiscal year (Home Rule Charter - Section 5.02).

Home Rule Charter - Section 5.10 requires that the City Council provide for a public hearing on the Capital Improvement Plan and shall give notice by publishing the general summary of the capital program and a notice stating:

1. The times and places where copies of the capital program are available for inspection by the public.
2. The time and place, not less than two weeks after such publication, for a public hearing on the capital program (Capital Improvement Plan).

The City Council by resolution shall adopt the capital program with or without amendment after the public hearing and at the same time it adopts the ensuing fiscal year budget.

CIP Policies and Procedures

CIP INTRODUCTION

The City of South Padre Island Capital Improvements Plan (CIP) is a valuable part of the community planning process. The CIP links local infrastructure investments with comprehensive plan goals, land use ordinances and economic development efforts. The CIP bridges the gap between planning and spending, between the visions of the comprehensive plan and the fiscal realities of improving and expanding community facilities. The purpose of the Capital Improvement Plan (CIP) policy is to create a fair and consistent process outlining procedures for proposing, evaluating, and adopting capital projects creating long-term benefits.

GOALS

Preserving public health, safety and welfare

Providing the basic services that ensure citizen health and safety is the fundamental responsibility of local government. Programs of regular facility maintenance upgrades and expansion of government services to meet minimum federal, state and local standards are essential to any community. The cumulative effect of deferring major maintenance expenditures and basic improvement of essential services is often an expensive series of stopgap measures that fail to address comprehensive, long-term needs.

Anticipating the demands of growth

When related to the comprehensive plan, the capital improvements programming process works to anticipate investments in community facilities which are needed to serve or shape the pattern of growth and development.

Supporting economic development

Communities having sound fiscal health and high-quality facilities and services are attractive to business and potential residents. New corporate investment and reinvestment in a community may be influenced by improvements that enhance the quality of life for the company management and their labor force. Private decisions that bring jobs to an area and new taxes to a community are based not only on availability of water and sewer, but also upon the quality of schools, public safety, recreation opportunities and many other services.

Developing a fair distribution of capital costs

The CIP process allows for public discussion of the preferred means of distributing capital costs not only over time, but also among users of the facilities to be financed. Some communities prefer to pay for capital costs out of current revenues and absorb a high but single year tax increase. Other communities prefer to establish annual appropriations to capital reserve accounts to save for future projects. Still

others feel that construction should take place as needed, and be funded by debt, returned by both existing and future users of the facility. In some cases, user fees may be deemed more appropriate than property taxes. Federal or state funds may also be available to help finance specific projects. The CIP process can promote discussion of fairness in fiscal policy.

Avoiding undue tax increases

Capital improvements planning is a means of avoiding the unpleasant surprise of expensive projects generating large property tax increases. While cost impacts cannot always be precisely determined in advance, the CIP fosters discussion of the distribution of the tax burden of new capital expenditures over time. A corollary benefit of fiscal stability and sound community facility planning can result in an improved bond rating.

DEFINITION

The CIP is a five-year planning document adopted annually by the City Council to plan for capital improvements related to the City's beach re-nourishment efforts, streets and drainage, parks and recreational amenities, and facilities infrastructure. The Capital Improvement Plan is not to be confused with the Capital Improvement Budget. The Capital Improvement Budget is prepared each year in conjunction with the annual Operating Budget. It generally includes only those projects from the first year of the Capital Improvement Plan funded during the current year.

A capital project is defined as having a minimum cost of $25,000 resulting in

1. Creation of a new fixed asset.
2. Enhancement to an existing fixed asset.

Typically, the life expectancy of a capital project is 20 years. Examples include construction or expansion of public buildings, the acquisition of land for public use, planning, and engineering costs and street construction.

CIP DEVELOPMENT PROCESS

The Assistant City Manager, or designee is responsible for coordinating the CIP process each year. Each Department Director will submit projects in a form and timeframe annually established by the Assistant City Manager. The City Council appointed a Capital Improvements Advisory Committee to prioritize and rank projects according to the criteria listed in Project Criteria Section. Citizens may submit capital projects for consideration electronically using the CIP form available on the City's website: www.myspi.org. Forms will also be available in a written format in the lobby of City Hall at 4601 Padre Boulevard. Members of the public should forward all materials concerning their submission to the Assistant City Manager to be incorporated into the CIP process.

Departments will include as part of their project proposal:

1. A **Project Description** providing an overview and justification of the project. Requests should be made and include estimated linear feet, square feet, or other applicable measurements.

2. In the **Comprehensive Plan Section**, each project submission must illustrate compliance with the Comprehensive Plan by linking the project to a specific goal and/or objective.

3. Under **Fiscal**, possible funding options must be identified including:
    a. Operating Revenues
    b. Reserves and/or Debt
    c. Grants
    d. Partnerships with Other Organizations
    e. Dedicated Fees

    Expense estimates must be identified in the section for design, site acquisition, construction, and estimated annual maintenance and operating cost impact based on the current estimated cost and values. To help manage cash flows, the financial plan must be complete to ascertain the impact on multiple fiscal years.

4. Proposed **Schedule** for design, bid, and construction.

5. Estimated **Operating Costs** – The estimated annual cost of operating and maintaining the capital asset.

6. **Sustainability** – Defines how the capital project contributes to the sustainability goals of the City.

7. Identification of **Project Leader**.

8. Complete **Notes** as necessary to explain unique situations and circumstances pertaining to the project.

Additional information may be requested of the project applicant by the Assistant City Manager and/or the members of the CIP Advisory Committee.

PROJECT CRITERIA

The evaluation of proposed capital projects will be in accordance with the following criteria. Attachment A provides criteria scorecard used in the evaluation process.

A. **Public Health and Safety** – Project improving the public health and safety of the community will be rated with highest priority. Projects must demonstrate the benefit provided to the

community and possible risks from not completing the project. Compliance with state and federal mandates fall under this category.

B. **Promote Tourism** – Projects enhancing and promoting tourism including but not limited to beach re-nourishment project and the economic support of the convention and hotel industry.

C. **Recreation and Aesthetics** – Projects promoting recreational and aesthetic improvements opportunities for the City of South Padre Island citizens are considered priority.

D. **Funding** – Funding availability considerations are included when ranking projects. Grants and funding partnerships are considered first followed by operating revenues, fund balance, and debt.

   Fund balance may only be used to fund capital projects if the use of reserves will delay or eliminate a proposed bond issue and sufficient fund balance exists to provide necessary contingency reserves.

   Debt may be issued to fund non-continuous capital projects benefitting future citizens only after alternative funding sources are explored.

E. **Economic Development** – Projects promoting desirable economic development within the City shall be rated highly.

F. **Service and Operational Impact** – The service category prioritizes projects including promotion of improved service delivery or reduction of increase maintenance costs including rehabilitating aging infrastructure. A cost-benefit analysis shall be done to weigh the impact of project rehabilitation to determine if the project will reduce future ongoing maintenance costs. Performance data will also be analyzed when considering projects related to improved service delivery. Future operation and maintenance expenses will be considered as part of this analysis.

G. **Strategic Alignment** – Projects will be evaluated to determine alignment with strategic priorities identified by the City Council and with strategic planning documents such as the Comprehensive Plan.

H. **Sustainability** – Projects designed with environmental impact consideration and creation of the smallest possible ecological footprint and produces the lowest quantity of pollution possible. In an effort to make the City of South Padre Island more sustainable, projects considered environmentally conscious and promote "sustainability thinking" will be awarded additional points through the sustainability criteria.

CIP AMENDMENT

Amendments to the CIP effecting the current fiscal year must be recommended by the City Manager and approved by the City Council through a budget amendment. Amendments will be considered according to project scoring criteria as previously identified. Higher priority will be given to projects necessary for the public health and safety, desirable economic development, and funding availability.

CALENDAR

DATE	ITEM
April 17, 2019	Capital Improvement Plan forms and instructions posted on the City's website and distributed to city departments and public.
May 24, 2019	Project request forms due from city staff and public.
July 18, 2019	Publish the general summary of the CIP and note the time and places where copies of the CIP are available for inspection.
September 30, 2019	Submission of CIP to City Council.
August 7, 2019	Not less than two weeks after publication, schedule and hold a public meeting on the CIP.
August 21, 2019	The City Council shall by resolution adopt the CIP with or without amendment after the public hearing and at the same time adopting the ensuing fiscal year budget.

AMPHITHEATER (VENUE TAX PROJECT)

Project Description

North of the existing Convention Centre (west side of Padre Boulevard) is an area locally known as "the flats." This area comprises approximately 72 acres and is used for bay access by kite boarders, windsurfers, kayakers, jet-skiers and other similar personal watercraft users. The Convention and Visitor's Advisory Board in the past has expressed a desire to create an amphitheater in this area for space-related event viewing, concert venues, local drama presentations (Shakespeare in the Sand), and various outdoor community events. By combining this new venue with the existing Convention Centre, venues requiring indoor and outdoor areas can be accommodated. Estimates from the 2005 C. H. Johnson Consulting study indicated that with the development of this amphitheater, there would be 2,000 seats available in a covered, but open-air setting and another 5,000 more out on the sand in the amphitheater setting. In addition, the City is pursuing enhancing bay access for "silent wind sports" such as kayaking and windsurfing.

The "Flats"

Comprehensive Plan

7. A. Develop a diversified economy in order to increase spending on the Island throughout the year.

Fiscal

INCOME AND COST ANALYSIS

CAPITAL IMPROVEMENT PLAN (CIP) 2019/20 through 2023/24

CITY OF SOUTH PADRE ISLAND

FUNDING SOURCES	
Venue Tax	$ unknown at this time
RESTORE Act Funding	$ unknown at this time
TOTAL FUNDS	$
ESTIMATED COSTS	
MOU With Cameron County	$ unknown at this time
Design/FF&E	$ 0 (unknown at this time)
Construction	$ 0 (unknown at this time)
Personnel	$ 0
Supplies & Materials	$ 0
Repairs and Maintenance	$ 0
Capital and Other	$ 0

TOTAL IMPACTS	$ 0

Financial Plan

Prior Years	FY 14/15	FY 15/16	FY 16/17	FY 17/18	FY 18/19	Future Years	TOTAL

Schedule

PHASE	TOTAL TIME	START	COMPLETION
Design	11 months		
Bid &Negotiation	1 month		
Construction	18 months		

Project Leader

Ed Caum, CVB Director

City of South Padre Island

7355 Padre Blvd, South Padre Island, TX 78597

Voice: 956-761-3000, Email: ed@sopadre.com

STREETS

Project Description

The City's street system consists of approximately 47 lane miles of streets, all improved. With proper maintenance and renewal, streets along South Padre Island's arterials are designed to last 20 years. Neighborhood streets should last 40 years when adequately maintained. Rather than waiting for streets to deteriorate, City crews are extending existing funds by inspecting all streets every two to four years

and targeting the right treatment at the right time on the right streets. Preventative maintenance, like crack sealing and various forms of surface treatment, are used to slow the deterioration of streets.

Street Repair

The City's Street Paving & Repair program maintains all curbed and non-curbed hard surface streets within the City limits. To maintain streets, the City:

- Identifies and prioritizes street repair projects.
- Plans street repair or repaving each year, budget permitting.
- Uses cost-effective maintenance techniques.
- Schedules repair work to accommodate construction projects planned by utility companies and other City projects.
- Notifies property owners in advance of road crews.
- Barricade streets 24 and 48 hours before work begins.

Street renovation projects include repaving, improving sidewalks through the City to promote more pedestrian usage, inclusion of curb and gutter, and widening to thirty-two feet from back-of-curb to back-of-curb ("back to back").

Comprehensive Plan

4.Q. Plan in advance for an efficient street network.

4.P. Ensure suitable street infrastructure commensurate with traffic demands and volumes.

4.S. Enhance street right-of-way appearance and contribution to City character.

RANK	STREET NAME	SEGMENT	LIMITS	TOTAL ESTIMATED REPAIR COST
1	Laguna	All	South of Palm St to Morningside Dr	$ 5,000,000.00
2	Morningside	W	Laguna Cir to Laguna Blvd	$ 278,595.00
3	Sunset	W	Laguna Cir to PR 100 (Padre Blvd)	$ 201,046.00

4	Acapulco	C	Laguna Blvd to PR 100 (Padre Blvd)	$	121,254.00
5	Marlin	C	Laguna Blvd to PR 100 (Padre Blvd)	$	106,192.10
6	Retama	E	PR 100 (Padre Blvd) to Gulf Blvd	$	283,071.00
7	Mars	E	PR 100 (Padre Blvd) to Gulf Blvd	$	278,904.00
8	Morningside	C	Laguna Blvd to PR 100 (Padre Blvd)	$	80,625.00
9	Georgia Ruth	E	PR 100 (Padre Blvd) to Gulf Blvd	$	237,354.00
10	Capricorn	E	PR 100 (Padre Blvd) to Gulf Blvd	$	222,396.00
11	Amberjack	E	PR 100 (Padre Blvd) to Gulf Blvd	$	236,732.00
12	Hibiscus	W	West of Laguna Blvd	$	240,625.00
13	Lantana	C	Laguna Blvd to PR 100 (Padre Blvd)	$	80,625.00
14	Bahama	E	PR 100 (Padre Blvd) to Gulf Blvd	$	227,796.00
15	Kingfish	E	PR 100 (Padre Blvd) to Gulf Blvd	$	220,371.00
16	Aries	E	PR 100 (Padre Blvd) to Gulf Blvd	$	289,821.00
17	Harbor	E	East of PR 100 (Padre Blvd)	$	108,214.00
18	Kingfish	C	Laguna Blvd to PR 100 (Padre Blvd)	$	108,375.00
19	Capricorn	C	Laguna Blvd to PR 100 (Padre Blvd)	$	80,121.00
20	Gardenia	E	PR 100 (Padre Blvd) to Gulf Blvd	$	227,796.00
21	Palmetto	E	PR 100 (Padre Blvd) to Gulf Blvd	$	226,211.00
22	Red Snapper	E	PR 100 (Padre Blvd) to Gulf Blvd	$	186,664.00
23	Amberjack	C	Laguna Blvd to PR 100 (Padre Blvd)	$	66,014.00
24	Campeche	C	Laguna Blvd to PR 100 (Padre Blvd)	$	107,979.00
25	Oleander	W	West of Laguna Blvd	$	242,607.00
26	Dolphin	C	Laguna Blvd to PR 100 (Padre Blvd)	$	87,621.00
27	Esperanza	C	Laguna Blvd to PR 100 (Padre Blvd)	$	110,004.00
28	Sheepshead	C	Laguna Blvd to PR 100 (Padre Blvd)	$	137,054.00
29	Gardenia	C	Laguna Blvd to PR 100 (Padre Blvd)	$	87,204.00
30	Red Snapper	C	Laguna Blvd to PR 100 (Padre Blvd)	$	86,529.00
31	Pike	C	Laguna Blvd to PR 100 (Padre Blvd)	$	60,279.00
32	Ling	C	Laguna Blvd to PR 100 (Padre Blvd)	$	79,078.00

33	Palm	E	PR 100 (Padre Blvd) to Gulf Blvd	$	69,397.00
34	Esperanza	E	PR 100 (Padre Blvd) to Gulf Blvd	$	243,771.00
35	Gardenia	W	West of Laguna Blvd	$	195,436.00
36	Campeche	W	West of Laguna Blvd	$	152,879.00
37	Polaris	W	West of Laguna Blvd	$	66,800.00
38	Pompano	C	Laguna Blvd to PR 100 (Padre Blvd)	$	133,403.00
39	Marlin	E	PR 100 (Padre Blvd) to Gulf Blvd	$	117,493.00
40	Dolphin	E	PR 100 (Padre Blvd) to Gulf Blvd	$	257,196.00
41	Acapulco	W	West of Laguna Blvd	$	117,761.00
42	Tarpon	E	PR 100 (Padre Blvd) to Gulf Blvd	$	176,753.00
43	Cora Lee	W	West of Laguna Blvd	$	187,339.00
44	Huisache	C	Laguna Blvd to PR 100 (Padre Blvd)	$	94,329.00
45	Bahama	C	Laguna Blvd to PR 100 (Padre Blvd)	$	70,104.00
46	Parade	E	PR 100 (Padre Blvd) to Gulf Blvd	$	220,811.00
47	Esperanza	W	West of Laguna Blvd	$	184,639.00
48	Whiting	E	PR 100 (Padre Blvd) to Gulf Blvd	$	206,100.00
49	Pike	E	PR 100 (Padre Blvd) to Gulf Blvd	$	171,814.00
50	Cora Lee	E	PR 100 (Padre Blvd) to Gulf Blvd	$	237,923.70
51	Morningside	E	PR 100 (Padre Blvd) to Gulf Blvd	$	275,100.00
52	Carolyn	C	Laguna Blvd to PR 100 (Padre Blvd)	$	77,979.00
53	Cora Lee	C	Laguna Blvd to PR 100 (Padre Blvd)	$	77,979.00
54	Atol	C	Laguna Blvd to PR 100 (Padre Blvd)	$	80,679.00
55	Corral	C	Laguna Blvd to PR 100 (Padre Blvd)	$	159,643.00
56	Carolyn	E	PR 100 (Padre Blvd) to Gulf Blvd	$	224,421.00
57	Swordfish	E	PR 100 (Padre Blvd) to Gulf Blvd	$	216,321.00
58	Ling	E	PR 100 (Padre Blvd) to Gulf Blvd	$	170,196.00
59	Constellation	E	PR 100 (Padre Blvd) to Gulf Blvd	$	287,679.00
60	Acapulco	E	PR 100 (Padre Blvd) to Gulf Blvd	$	221,721.00
61	Marisol	E	East of PR 100 (Padre Blvd)	$	98,325.00
62	Hibiscus	C	Laguna Blvd to PR 100 (Padre Blvd)	$	93,096.00
63	Oleander	C	Laguna Blvd to PR 100 (Padre Blvd)	$	92,979.00
64	Laguna Circle	N	South end to north of Sunset Dr	$	258,150.00

65	Saturn	C	Laguna Blvd to PR 100 (Padre Blvd)	$	76,746.00
66	Aries	W	West of Laguna Blvd	$	40,186.00
67	Tarpon	C	Laguna Blvd to PR 100 (Padre Blvd)	$	108,782.00
68	Carolyn	W	West of Laguna Blvd	$	148,186.00
69	Venus	C	Laguna Blvd to PR 100 (Padre Blvd)	$	80,625.00
70	Huisache	W	West of Laguna Blvd	$	145,297.00
71	Campeche	E	PR 100 (Padre Blvd) to Gulf Blvd	$	229,821.00
72	Coronado	E	Morningside Dr to Gulf Blvd	$	232,132.00
73	Georgia Ruth	W	West of Laguna Blvd	$	76,189.00
74	Bahama	W	West of Laguna Blvd	$	137,100.00
75	Havana	N	Palmetto Dr to Sunset Dr	$	106,018.00
76	Saturn	E	PR 100 (Padre Blvd) to Gulf Blvd	$	217,554.00
77	Mezquite	C	Laguna Blvd to PR 100 (Padre Blvd)	$	79,329.00
78	Pompano	E	PR 100 (Padre Blvd) to Gulf Blvd	$	125,654.00
79	Sheepshead	W	West of Laguna Blvd	$	60,568.00
80	Whiting	C	Laguna Blvd to PR 100 (Padre Blvd)	$	44,272.00
81	Marlin	W	West of Laguna Blvd	$	21,479.00
82	Swordfish	W	West of Laguna Blvd	$	83,096.00
83	Saturn	W	West of Laguna Blvd	$	109,978.00
84	Mezquite	W	West of Laguna Blvd	$	139,125.00
85	Retama	W	West of Laguna Blvd	$	136,929.00
86	Atol	W	West of Laguna Blvd	$	133,050.00
87	Lantana	W	West of Laguna Blvd	$	175,596.00
88	Lynda	N	Coronado Dr to Parade Dr	$	60,279.00
89	Swordfish	C	Laguna Blvd to PR 100 (Padre Blvd)	$	58,193.00
90	Jupiter	W	West of Laguna Blvd	$	72,000.00
91	Marisol	W	West of PR 100 (Padre Blvd)	$	77,971.00
92	Yucca	N	South end to Sunset Dr	$	100,625.00
93	Laguna Circle	S	Morningside Dr to North end	$	132,429.00
94	Sheepshead	E	PR 100 (Padre Blvd) to Gulf Blvd	$	106,928.00
95	Corral	W	West of Laguna Blvd	$	54,728.00
96	Tarpon	W	West of Laguna Blvd	$	42,922.00
97	Sunny Isle	W	West of PR 100 (Padre Blvd)	$	87,932.00
98	Dolphin	W	West of Laguna Blvd	$	71,950.00
99	Circe	N	Morningside Dr to North end	$	158,421.00

100	Tropical	N	Palmetto Dr to Sunset Dr	$	88,472.00
101	Pompano	W	West of Laguna Blvd	$	53,378.00
102	Capricorn	W	West of Laguna Blvd	$	81,300.00
103	Haas	E	East of PR 100 (Padre Blvd)	$	118,800.00
104	Corral	E	PR 100 (Padre Blvd) to Gulf Blvd	$	104,400.00
105	Lynda	S	Morningside Dr to Coronado Dr	$	69,679.00
	TOTAL COST			**$**	**19,593,492.80**

Fiscal

INCOME AND COST ANALYSIS

FUNDING SOURCES

Padre Blvd Tax Anticipation Notes	$	0	
TOTAL FUNDS	$	0	*strategy discussion regarding future funding*

ESTIMATED COSTS

Pave East-West streets with curb and gutter, add curb and gutter to west sides of Laguna and Gulf Boulevards (engineering and contingencies included)	$19,593.492.80 – This amount includes Laguna Blvd.
Potential Grant Opportunity for Laguna Blvd. ($5,000,000)	
TOTAL COSTS	$19,593,492.80

OPERATIONAL IMPACTS

Personnel	$ 0
Supplies & Materials	$ 0
Repairs and Maintenance	$ 100,000
Capital and Other	$ 0
TOTAL IMPACTS	$ 100,000

Financial Plan

Prior Years	FY 15/16	FY 16/17	FY 17/18	FY 18/19	FY 19/20	Future Years	TOTAL
	$587,819	$2,549,585	$1,233,177	$1,142,984	$To Be Discussed		

Project Leader

Carlos Alejandro Sanchez, P.E., Public Works Director

City of South Padre Island

4601 Padre Blvd, South Padre Island, TX 78597

Voice: 956-761-8158, Email: csanchez@myspi.org

DRAINAGE-PADRE BLVD

Project Description

An adequate storm water drainage system for the City includes infrastructure in place reaching a point of full clearance in six (6) hours or less. Often drainage is under the radar as a capital expenditure until a storm (such as Hurricane Dolly in July 2008) illustrates the importance of adequate drainage.

During rain events, water washes over roofs, streets, driveways, sidewalks, parking lots and land surfaces. Along the way a variety of pollutants, such as oil, pesticides, metals, chemicals, and soil pollute the water discharged into the Laguna Madre Bay. These pollutants endanger water quality of waterways, making them unhealthy for people, fish, and wildlife.

According to the National Weather Service (Brownsville Office), the City of South Padre Island receives on average 29.5 inches of precipitation annually. This creates millions of gallons of storm water runoff per year. The volume and speed of the runoff in some instances cause flooding and erosion, destroys natural habitat, and contributes to combined sewer overflows. Each drainage system across the Island helps storm water drain into the Laguna Madre Bay.

Current drainage requirements by the Texas General Land Office do not allow for drainage directly into the Gulf of Mexico. All drainage must be east to west and the current system requires a wash over Padre Boulevard. Storm drains, ditches, and culverts all are prone to blockage of which trash and sand build-ups are the prime culprits. The City of South Padre Island cleans out storm water inlets annually. Current storm water inlets that have been identified as problems are being addressed with TX DOT to be repaired/replaced.

In addition, the City has embarked on the preparation of a Master Drainage Plan to identify deficiencies in our storm water system. The study will include meetings and public involvement, data collection and survey of existing storm drains, development of an existing storm drain map and development of an existing conditions assessment through analysis of data collected and preliminary calculations to determine priority areas and establish modeling criteria for further evaluation. The initial meetings and public involvement were conducted in 2018 as well as obtaining the preliminary data collection. The City will continue with the finalization of the Master Drainage plan.

Comprehensive Plan

6.K. Employ best management practices (Drainage)

6.L. Improve storm water management systems.

6.21. Evaluate and amend as needed the requirements for on-site detention/retention.

6.22. Prepare a storm water management plan to quantify existing and projected demands, capacity deficiencies, and needed capital improvements.

6.24. Prepare a drainage master plan to prioritize improvements, particularly for Gulf and Laguna Boulevards and each of the east-west streets.

6.25. Amend the development ordinances to:

6.25a. Require the use of best management practices in collecting, storing, and conveying storm water.

6.25b. Accomplish improved water quality. (Clustering, community storm water system, water gardens, rain barrels, swales; or retention/detention)

Fiscal

INCOME AND COST ANALYSIS	
FUNDING SOURCES	
General Fund (Inlet Cleaning)	$25,000 - Annual
(General Fund Excess Reserves) Finalization of Drainage Master Plan	$141,300
TOTAL FUNDS	$ 166,300
ESTIMATED COSTS	
Inlet Cleaning	$25,000 - Annual
Master Drainage Plan	$141,300
TOTAL COSTS	$166,300
OPERATIONAL IMPACTS	
Personnel	$ 0
Supplies & Materials	$ 0
Repairs and Maintenance	$ 0

Capital and Other	$	0
TOTAL IMPACTS	$	0

Financial Plan

Prior Years	FY 15/16	FY 16/17	FY 17/18	FY 18/19	FY 19/20	Future Years	TOTAL
	$24,225	$17,600	$21,123	$61,000	$25,000	$166,300	
	(Number based on storm sewer line item.)						

Project Leader

Carlos Alejandro Sanchez, P.E., Public Works Director

City of South Padre Island

4601 Padre Blvd, South Padre Island, TX 78597

Voice: 956-761-8158, Email: csanchez@myspi.org

PARKING STRUCTURE (VENUE TAX PROJECT)

Project Description

Creation of a parking facility serving the basic function of parking vehicles as well as designed to incorporate multi-use features including availability for residential and/or commercial development. The structure would facilitate visitors and/or residents' transition to and from their vehicles. Users of the facility need access to the beach benefitting local business and increase use of public transportation.

The facility could also be a pick-up location for the City's free transportation system – Island Metro.

Example of Parking Structure

Comprehensive Plan

4.41. The City needs to develop and implement a comprehensive parking program.

7.7c. Construct a City-owned or privately managed parking garage when needed.

Fiscal

INCOME AND COST ANALYSIS	
FUNDING SOURCES	
Venue Tax	$2,000,000
CMP Grant	$
TOTAL FUNDS	$
ESTIMATED COSTS	
Per space - $20,000 x 100 spaces	$2,000,000

TOTAL COSTS	$ 2,000,000
OPERATIONAL IMPACTS	
Personnel	$ 0
Supplies & Materials	$ 0
Repairs and Maintenance	$ 5,000 annually
Capital and Other	$ 0
TOTAL IMPACTS	$ 5,000 annually

Financial Plan

Prior Years	FY 15/16	FY 16/17	FY 17/18	FY 18/19	FY 19/20	Future Years	TOTAL

Schedule

PHASE	TOTAL TIME	START	COMPLETION

Project Leader

Carlos Alejandro Sanchez, P.E., Public Works Director

City of South Padre Island

4601 Padre Blvd, South Padre Island, TX 78597

Voice: 956-761-8158, Email: csanchez@myspi.org

PADRE BOULEVARD ENHANCEMENT/SIDEWALKS

Parking has always been a problem during peak seasons on South Padre Island. The City maintains the free public transportation system, South Padre Island Metro, 365 days per year. Encouraging people to use alternative transportation methods can help alleviate challenges experienced with parking and traffic congestion. Having an adequate system of sidewalks can encourage people to walk to particular destinations, also improving public health.

Project Description

Several City projects such as Padre and Gulf Boulevards have components addressing pedestrian pathways. Under consideration would be to create a pedestrian mobility plan taking a comprehensive look at the entire pedestrian system throughout the Island. Such a pedestrian system will enhance the safety of users and compliment the natural beauty. The plan evaluates the connection of focal points throughout the Island. Features including brick pavers being used at driveway crossings, landscaping and ADA compliant sidewalks from Isla Blanca Park to the Convention Centre, added bus stops and benches, water fountains and way-finding signage. Of equal importance is the contribution in encouraging healthy lifestyles for residents and visitors. The City successfully submitted an application for grant funding to the Texas Department of Transportation under the Transportation Alternatives Program (TAP).

The grant was awarded in the amount of approximately $3.5 million dollars. The project consisted of improving the accessible route from Isla Blanca Park to the Convention Center, which is approximately 5.3-mile stretch. The project included approximately 6-foot-wide sidewalks on both sides of the road and enhanced stripping for bicycle and pedestrian safety. The project commenced in May 2017 and it is in its finalization phase which includes enhancing the aesthetics on the side between the back of curb and the sidewalk with colored stamped concrete.

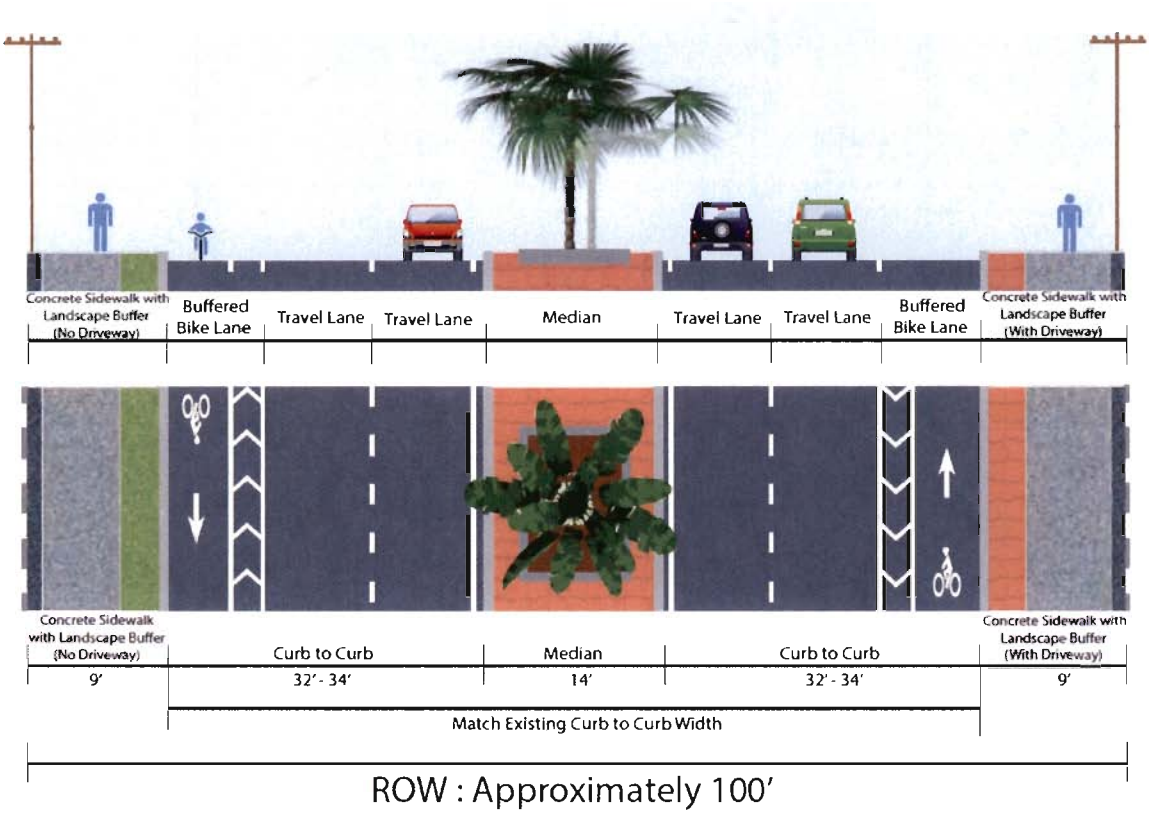

Comprehensive Plan

4.F. Provide a safe & attractive environment for walking.

4.G. Encourage transportation forms other than the automobile.

4.H. Develop walking and biking paths that are coordinated with existing businesses, residences, street infrastructure, and transit opportunities and that contribute to the character and identity of the Island and the individual corridors on which the paths are located.

4.9 Develop a capital sidewalk improvement plan. Priority: Padre Blvd; Gulf Blvd; east/west connectors with median access; followed by Laguna Blvd and then rest of side streets.

4.12. Clearly delineate sidewalks, trails and bike lanes.

4.14 Require sidewalks crossing driveway entrances to comply with accessibility standards – AND – require that the sidewalk is constructed with a unique surface and/or color to alert motorists to the crossing and to serve as a design feature.

4.37. Where there are beach accesses, a sidewalk needs to be installed on at least one of the side streets north or south of the beach access and should connect to Padre Blvd & Laguna Blvd to the bay.

4.38 Construct sidewalks on one side of each of the local streets between Padre & Laguna Boulevard.

Fiscal

INCOME AND COST ANALYSIS- SIDEWALKS ONLY	
FUNDING SOURCES	
TAP Grant	$3,490,360
Local Contribution	$ 925,352
(Total $925,352: Resolution 2016-17 = $34,144 + Resolution 2016-32 $891,208)	
TOTAL FUNDS	$ 4,415,712

OPERATIONAL IMPACTS

Personnel	$ 100,000
Supplies & Materials	$ 50,000
Repairs and Maintenance	$ 20,000
Capital and Other	$ 40,000 (vehicles)
TOTAL IMPACTS	$ 170,000 annually

Financial Plan

Prior Years	FY 15/16	FY 16/17	FY 17/18	FY 18/19	FY 19/20	Future Years	TOTAL
					$4,415,712		$4,415,712

Project Leader

Carlos Alejandro Sanchez, P.E., Public Works Director

City of South Padre Island

4601 Padre Blvd., South Padre Island, TX 78597

Voice: (956) 761-8158, Email: csanchez@myspi.org

RAISED MEDIANS/NORTH SIDEWALKS (VENUE TAX PROJECT)

Back in 2008, the City embarked on a strategy to install raised concrete medians on Padre Boulevard to improve traffic and pedestrian safety. Raised medians were constructed from the "Padre Boulevard Frontage Road" north to Kingfish.

To further that initial project, the City has now decided to extend those medians north to the Convention Centre. A Raised Median Analysis was completed, and the existing medians and crash reports analyzed. These studies determined that the accident rates between vehicles and vehicles/pedestrians dropped by 38% where the medians currently exist, hence the need to extend the raised medians. In addition to the safety factor, the raised medians will have lush tropical landscaping added to improve the aesthetics of the main corridor through the City.

The Padre Boulevard sidewalks currently end at the Convention Centre. With the second causeway currently under Environmental Clearance proceedings, the northern areas of South Padre Island will be ripe for development. With this in mind, the City has begun the steps of extending those sidewalks further north to the northern end of the city limits. The new sidewalks will have to cross two wetland areas and will be converted to "boardwalks" at those locations so environmental damage can be minimized. The new sidewalks will be 6' wide and ADA compliant.

Fiscal

INCOME AND COST ANALYSIS-RAISED MEDIANS/NORTH SIDEWALKS ONLY	
FUNDING SOURCES	
Venue Tax	$6,190,000
TOTAL FUNDS	$6,190,000
ESTIMATED COSTS	
Padre Blvd Sidewalks/Landscaping	$6,190,000
TOTAL COSTS	$6,190,000
OPERATIONAL IMPACTS	

Personnel	$ 100,000
Supplies & Materials	$ 50,000
Repairs and Maintenance	$ 20,000
Capital and Other	$ 40,000 (vehicles)
TOTAL IMPACTS	$ 170,000 annually

STREET LIGHTING

Project Description

Adequate street lighting provides better security for areas where pedestrians and vehicles may interact, and crime is more likely to occur in poorly lit areas. There are some people that feel that street lighting causes "light pollution" and interferes with nighttime activities like stargazing. Those beliefs need to be taken into consideration and balanced with the safety needs of the general public.

OPTION 1:

The street lighting is placed mid-block for adequate coverage and each light is a standard 250 KW high-pressure sodium (HPS) vapor lumen on a 30' wooden pole with a 14' arm. This enables the light to be placed high enough to cast the lighting out broadly and the 14' arm allows the light to be cast out over the right-of-way, avoiding interference from trees.

On the east-west streets, there is typically 50 feet of right-of-way and a 16' utility easement located at the rear of the lots, where electric lines are currently installed. The maximum distance an overhead line can be run between poles is 100'. This will allow a new pole with a streetlight to be installed within the existing right-of-way and an overhead power line to be run from easement at the rear of the lot.

American Electric Power-Texas (AEP-Texas) is the electricity provider for most of the Rio Grande Valley and will be contracted to perform the installation of the necessary lighting. A "Contribution-In-Aid" of Construction is required to be paid by the City to assist with offsetting the cost. This contribution is approximately $2,200 per light/pole which includes materials and installation.

OPTION 2:

Those existing lights that have identified as inadequate are being identified for upgrade to include more powerful and more efficient lighting as well as longer arms that will allow the light to be directed near the center of the street. This upgrade of the existing lighting will cost approximately $600 per light.

14'Arm with 250 HPS Lighting

OPTION 3:

A possibility to consider regarding street lighting is replacing the fixtures with solar power. This option has an extremely high initial cost of more than $10,000 per light and due to our highly corrosive environment; repair and maintenance costs are estimated at $100 per light per year. This would include repair and/or replacement of the photo-voltaic panels and battery packs.

Comprehensive Plan

4.S. Enhance street right-of-way appearance and contribution to City character.

6.A. Continue to coordinate fiscally responsible and well-managed growth with the provision of adequate public facilities and services.

6.C. Support a sensible development pattern that minimizes impacts and costs to public facilities and infrastructure.

OPTION 1:

FISCAL

INCOME AND COST ANALYSIS		
FUNDING SOURCES		
	$	
TOTAL FUNDS	$	
ESTIMATED COSTS		
70 lights/poles	$ 154,000	
TOTAL COSTS	$ 195,125.24, $198,702.60 or $191,677.78	
OPERATIONAL IMPACTS		
Personnel	$ 0	
Supplies & Materials	$ 0	
Repairs and Maintenance	$ 0	(Maintained by AEP)
Capital and Other	$ 0	
TOTAL IMPACTS	$ 0	

CAPITAL IMPROVEMENT PLAN (CIP) 2019/20 through 2023/24
CITY OF SOUTH PADRE ISLAND

Financial Plan

Prior Years	FY 15/16	FY 16/17	FY 17/18	FY 18/19	FY 19/20	Future Years	TOTAL

Schedule

PHASE	TOTAL TIME	START	COMPLETION

OPTION 2:

FISCAL

INCOME AND COST ANALYSIS	
FUNDING SOURCES	
	$
TOTAL FUNDS	$
ESTIMATED COSTS	
Upgrade 300 lights @ $600/ea	$ 180,000
TOTAL COSTS	$ 180,000

OPERATIONAL IMPACTS

Personnel	$	0
Supplies & Materials	$	0
Repairs and Maintenance	$	0
Capital and Other	$	0
TOTAL IMPACTS	$	0

Financial Plan

Prior Years	FY 15/16	FY 16/17	FY 17/18	FY 18/19	FY 19/20	Future Years	TOTAL

Schedule

PHASE	TOTAL TIME	START	COMPLETION

OPTION 3:

FISCAL

INCOME AND COST ANALYSIS	
FUNDING SOURCES	
	$
TOTAL FUNDS	$
ESTIMATED COSTS	
Fixture Replacement	$4,000,000
TOTAL COSTS	$4,000,000
OPERATIONAL IMPACTS	
Personnel	$ 0
Supplies & Materials	$ 0
Repairs and Maintenance	$ 40,000
Reduction of energy bill	$ (38,400)
Capital and Other	$ 0
TOTAL IMPACTS	$ 1,600

Financial Plan

Prior Years	FY 15/16	FY 16/17	FY 17/18	FY 18/19	FY 19/20	Future Years	TOTAL

Schedule

PHASE	TOTAL TIME	START	COMPLETION

Project Leader

Randy Smith, City Manager

City of South Padre Island

4601 Padre Blvd, South Padre Island, TX 78597

Voice: 956-761-8107, Email: rsmith@myspi.org

MARINA

The establishment of a marina can be not only an economic benefit to South Padre Island but also adds to the accessibility of the Laguna Madre and the overall quality of life for the residents and visitors. The addition of a marina to the "Entertainment District" area has been identified as a vital component by the Form Based Code Consultant and Commission. This marina addition will allow a place for boats to be "parked" for a few hours or a few weeks while the owners enjoy what the entertainment district has to offer and will encourage the use and enjoyment of the Bay and the entire Island. There are currently very few boat slips available for public use. Approximately 120 boat slips are needed. A Public – Private Partnership (PPP) may be explored.

Comprehensive Plan

5.F. Protect the Laguna Madre as a valuable resource.

5.26. Develop a recreational use plan, identifying associated facilities and improvements to facilitate its implementation, e.g. marina improvements and the requisite dredging.

Fiscal

INCOME AND COST ANALYSIS	
FUNDING SOURCES	Unknown
ESTIMATED COSTS	
Dredging	$220,000
Engineering and Monitoring	$133,000
Marina Construction	$540,000
TOTAL COSTS	$893,000
Personnel	$ 0
Supplies & Materials	$ 0
Repairs and Maintenance	$ 10,000
Capital and Other	$ 0
TOTAL IMPACTS	$ 10,000

Financial Plan

Prior Years	FY 15/16	FY 16/17	FY 17/18	FY 18/19	FY 19/20	Future Years	TOTAL

Schedule

PHASE	TOTAL TIME	START	COMPLETION

Project Leader

Kristina Boburka, Shoreline Director

City of South Padre Island

321 Padre Blvd., South Padre Island, TX 78597

Voice: (956) 761-3837, Email: kboborka@myspi.org

TOMPKINS CHANNEL EXPANSION

Project Description

Tompkins Channel currently extends from parallel to north side of the causeway, northward to Sunset Drive. This project would extend the channel approximately 10,000 linear feet further north to about one mile north of the Convention Centre, the projected landing site of the new causeway. It is a well-known fact that Tompkins Channel is a tremendous asset to the City and extending it northward almost two miles will enable the vessels currently using it to continue northward to the Convention Centre and eventually reach the new causeway. This will "open up" the Convention Centre to potential fishing tournaments, increasing tourism for the Laguna Madre area.

Back in 1988, Central Power and Light (CPL) an underwater electrical transmission line was installed beneath the Laguna Madre to have redundancy in the electrical grid on South Padre Island. The existing overhead transmission line near the old causeway experiences numerous outages due to the corrosive environment and storm-related damage. The underwater line extends 7.27 miles across the bay from the Port Isabel substation and connects into the substation located near the Convention Centre. As it was installed three feet below the sea

floor, it will have to be lowered to accommodate the Tompkins Channel extension. The cost for this portion of the channel extension is unknown at this time.

Fiscal

INCOME AND COST ANALYSIS		
FUNDING SOURCES		
HOT Funds	$	
General Fund	$	
TOTAL FUNDS	$	
ESTIMATED COSTS		
Dredging	$ 750,000	
Total:	$ 750,000	
OPERATIONAL IMPACTS		
Supplies & Materials	$ 0	
Repairs and Maintenance	$ 2,000 annually	($200,000 every ten years)
Capital and Other	$ 0	
TOTAL IMPACTS	$ 2,000	

Financial Plan

Prior Years	FY 15/16	FY 16/17	FY 17/18	FY 18/19	FY 19/20	Future Years	TOTAL

Schedule

PHASE	TOTAL TIME	START	COMPLETION

Project Leader

Kristina Boburka, Shoreline Director

City of South Padre Island

321 Padre Blvd., South Padre Island, TX 78597

Voice: (956) 761-3837, Email: kboburka@myspi.org

BOARDWALK ON THE BAY

PROJECT DESCRIPTION

The revitalization of the Entertainment District has been identified by the City as a priority for many reasons, including economic development. The Form Based Code has developed conceptual designs of the Entertainment District that include a marina, new façade improvements to existing businesses, new development codes that address ingress/egress, setbacks, parking, sidewalks and other design features to entice visitors. A major component of this is the boardwalk. The proposed boardwalk will be 12' wide and be made of a recycled plastic material that closely resembles wood but does not deteriorate or splinter, thus increasing the life expectancy and decreasing the maintenance requirements. The boardwalk will be lit at night to increase usage and safety during the prime hours that people are enjoying the Entertainment District and will stretch from approximately Sunny Isle Drive to Swordfish Street, a distance of +/- 3,400 linear feet. The boardwalk will cantilever out over the bay and be

constructed adjacent to a bulkhead and the proposed Marina (addressed elsewhere in this document). Permits from the General Land Office will be required.

Schematic Showing Proposed Boardwalk

Fiscal

INCOME AND COST ANALYSIS	
FUNDING SOURCES	$
TOTAL FUNDS	$
ESTIMATED COSTS	
3400 lf, 12' wide boardwalk, bulkhead needed in certain areas, lighting	$ 5,100,000
Total:	$ 5,100,000

OPERATIONAL IMPACTS

Personnel	$ 0
Supplies & Materials	$ 0
Repairs and Maintenance	$ 2,000 (lighting, decking repair)
Capital and Other	$ 0
Total:	$ 2,000

Financial Plan

Prior Years	FY 15/16	FY 16/17	FY 17/18	FY 18/19	FY 19/20	Future Years	TOTAL

Schedule

PHASE	TOTAL TIME	START	COMPLETION

Project Leader

Kristina Boburka, Shoreline Director

City of South Padre Island

321 Padre Blvd., South Padre Island, TX 78597

Voice: (956) 761-3837, Email: kboburka@myspi.org

BEACH RELATED PROJECTS

Project Description

This project restores and protects the quality and function of the beaches and dunes of South Padre Island and adjacent areas by adding sand to the system and nourishing the beaches. The beaches of South Padre Island are engineered beaches and by nourishing the beaches, the project also restores and ensures continued access to and along the beach for the public, as well as the Kemp Ridley sea turtle and other wildlife.

Dredging of Brazos Santiago Pass (Ship Channel)

The goal of this project is to place beach quality sand from maintenance dredging of the Brazos Santiago Pass either onto into the beach and dune system of South Padre Island or place it on a nearshore berm to naturally feed the beach system. The measurable objective will be the final volume of sand deposited within the beach and in the dune system. As this is a project that uses borrowed material from the maintenance of the Brownsville Ship Channel, the United States Army Corps of Engineers pays for the maintenance of the channel. The City of South Padre Island and Cameron County pay the incremental cost to place the material on South Padre Island beaches. The State of Texas General Land Office has been most helpful in the past through funding sources (80% cost to the State of Texas General Land Office and a 20% cost to the City of South Padre Island).

The City of South Padre Island coordinates with the United States Army Corps of Engineers to monitor the surveying of the Brazos Santiago Pass in order to determine how much beach quality sand is located in the mouth of the channel and to determine how much is shoaled since the last dredging project. With that information, the USACE engineers determine, with input from the State of Texas General Land Office, Cameron County, and the City of South Padre Island, the specific material placement locations and develop an engineered beach template, based on sand volumes estimated from the original survey. The engineers also coordinate lines that meet the needs of the United States Army Corps of Engineers and project partners, keeping in mind sea turtle nesting season and other possible environmental windows. Since 2017 the City of South Padre Island has managed the nourishment under the guidance of a 5-year plan. The 5-year plan is adopted semi-annually by the City Council and represents the City's analysis and findings on what nourishment strategies will yield the most benefit for the Island. The City of South Padre Island is currently working with the USAGE and Cameron County to create a regional sediment management plan. This plan will include beach monitoring efforts to allow for strategic nourishment placements for the City and County land as a whole.

This project takes about six months to plan and implement and is done on an average of every two to three years to keep the ship channel deep. As part of this project's bid specifications, project timelines and material placement locations, an engineered beach profile is developed. In addition, the City conducts a post-project survey of the beach and bi-annual beach surveys in conformance with the Coastal Management Program.

The desired outcome of this project is to place a large amount of beach-quality sand into the beach and dune system of South Padre Island in an effort to widen the beaches and strengthen and stabilize the dunes. By widening the beaches, more habitat for wildlife, such as nesting habitat for the endangered Kemps Ridley Sea Turtle and foraging habitat for the threatened Piping Plover, is available and the Island is also being protected from erosion (erosion rate on the north end of the Island is up to fifteen feet per year; on the south end; up to six feet per year).

The City of South Padre Island is expecting a dredging event this coming fall (October 2019). The amount of beneficial sediment that will be available is unknown yet, and therefore the amount of money to fund this project is not yet known. Close coordination between the Texas General Land Office, the US Army Corps of Engineers, and Cameron County has already begun to prepare for this event. It is estimated that 75% of the beneficial material will go towards the City and 25% to the County. The City is planning to place the material onshore, different from the offshore placement last year, in Placement Area 5 which is the most erosive within the City (northern end of the City limits).

Re-nourishment from Dredge Material

Offshore Source for Beach Re-nourishment

This project encompasses an extensive beach re-nourishment project along the City of South Padre Island shoreline. The City's beaches, which are oriented nearly north-south, are subject to predominantly southeast winds and waves that transport sand from the south to the north. This area is also subject to tropical storm activity approximately every seven years (direct impacts from storms making landfall within 100 miles) and more often by storms within the Gulf of Mexico that raise water elevations and create large waves that impact the coast. As a result, the City shoreline has experienced

shoreline erosion along the northern section of the City. To address this erosion, significant beach nourishment using an offshore sand source is proposed.

Various beach design layouts were analyzed by varying the berm width for both short-term and long-term performance analyses. Based on these results, the recommended design berm width is 100 feet and project length is two miles. This layout will provide a transition from a relatively stable shoreline and create a continuous contour that connects to the undeveloped shoreline north of City. This project layout will place approximately 888,000 cubic yards along 12,000 linear feet of beach.

Geotechnical investigations were performed in March and April of 2008 to delineate potential areas for this project. Based on the results of these investigations, a series of offshore ridges located approximately 20 miles north of the City and 5 miles offshore were found to contain beach quality material and appear suitable as borrow sources. Utilizing the geotechnical data and design criteria for hopper dredge operations, four borrow areas were delineated. These areas contain approximately 2,047,800 cubic yards of beach quality sand. This quantity is sufficient for the proposed placement layout.

Permitting for the project is complete and amends the existing permit SWG-2007-1276 to include the new offshore borrow areas and the revised beach placement template developed. The permit was also amended to include a section of the entrance channel of Brazos Santiago Pass to be used as a borrow area for beneficial use projects that place material dredged from the channel along City and Cameron County's Isla Blanca Park beaches.

Dune Walkovers

There are 28 public beach access points in the City Limits, of which eleven have an improved dune walkover, seven are improved with access matting, 4 are emergency vehicle accesses, three are unimproved nature trails and 2 are accessible via a short set of stairs, and 1 is completely unimproved (no path at all). A dune walkover is an elevated structure designed to get pedestrians from Gulf Boulevard to the beach without walking through and possibly damaging dunes. To enhance access to the beach, the City of South Padre Island is proposing to construct twelve dune walkovers at an estimated cost of $320,000 each for a total of $3,840,000. They can be made of concrete or wood.

The City actively searches and applies for grants that can fund access improvements. The Coastal Management program (CMP) has awarded the City of South Padre Island multiple grants to fund various access improvements including: the Pearl Beach Access, Ocean Circle, Seaside Circle, and Moonlight Circle. The City is awaiting NOAA's approval for the CMP Cycle 24 where the City was selected to improve the White Sands Street Access.

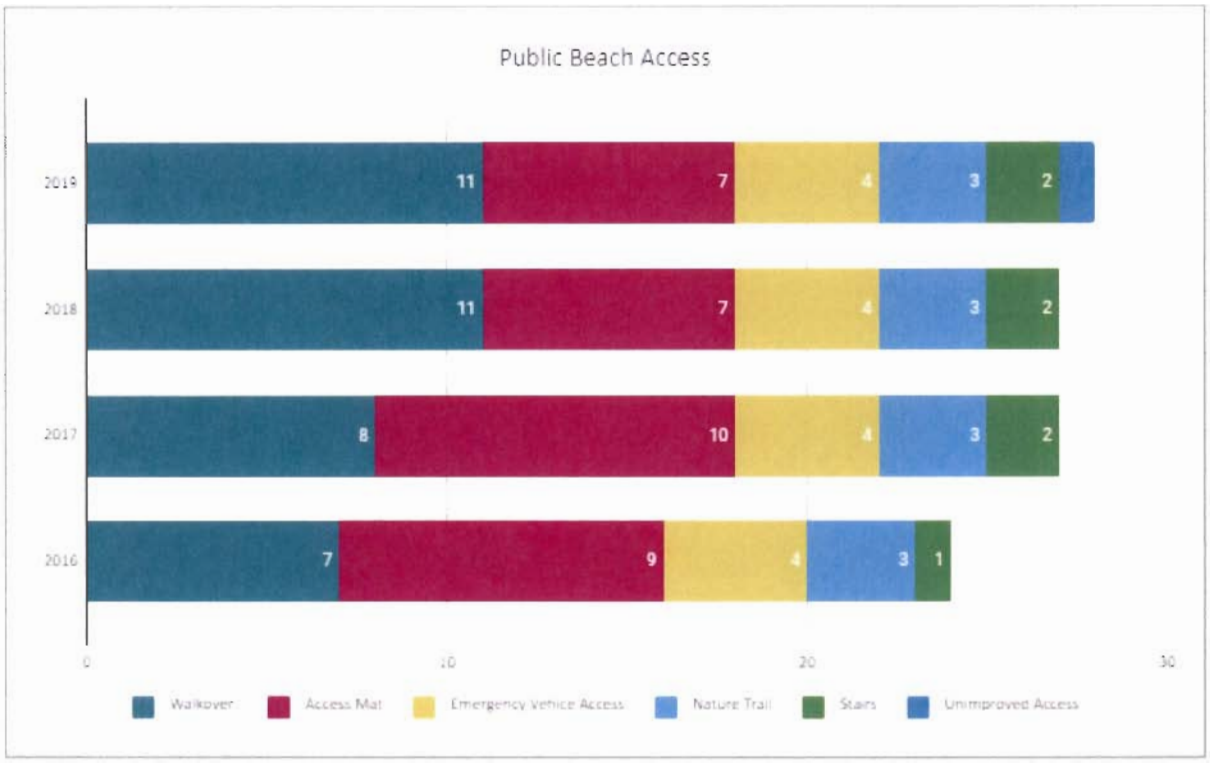

Comprehensive Plan

5.A. Secure funding for beach nourishment. Ongoing funding for beach maintenance should be established as a line item in the City's Budget

5.B. Protect the dune system from erosion and artificial damage

5.E. Create, preserve, and enhance access to the beach

Fiscal

INCOME AND COST ANALYSIS	
FUNDING SOURCES	
HOT Funding (Local Match)	$ 1,536,000
CMP Future Cycles	$2,304,000
TOTAL FUNDS	$ 3,840,000

Comprehensive Plan

5.A. Secure funding for beach nourishment. Ongoing funding for beach maintenance should be established as a line item in the City's Budget

5.B. Protect the dune system from erosion and artificial damage

5.E. Create, preserve, and enhance access to the beach

Fiscal

INCOME AND COST ANALYSIS	
FUNDING SOURCES	
HOT Funding (Local Match)	$ 450,000
CEPRA Cycle 9	$1,250,000
TOTAL FUNDS	$ 1,700,000
ESTIMATED COSTS	
Dredging and Beneficial Placement	$ 500,000

Offshore Source	$ 16,000,000
Walkover Construction	$ 320,000
TOTAL COSTS	$ 16,820,000

OPERATIONAL IMPACTS

Personnel	$ 0
Supplies & Materials	$ 0
Repairs and Maintenance	$ 10,000 (walkover maintenance annually)
Capital and Other	$ 0
TOTAL IMPACTS	$ 10,000

Financial Plan

Prior Years	FY 15/16	FY 16/17	FY 17/18	FY 18/19	FY 19/20	Future Years	TOTAL

Project Leader

Kristina Boburka, Shoreline Director

City of South Padre Island

321 Padre Blvd., South Padre Island, TX 78597

Voice: (956) 761-3837, Email: kboburka@myspi.org

PARKS

Project Description

A well thought out and maintained park system can enhance the quality of life for permanent residents as well as tourists visiting South Padre Island. This same park system can also encourage healthy lifestyles and improve the overall health and well-being of users. A Master Park Plan was developed by the City of South Padre Island in April 2006 and again in November of 2013 and many of the established goals in the Plan revolve around providing recreational opportunities in the form of indoor and outdoor recreational facilities. The South Padre Island Master Parks Plan was completed and adopted in July 2018.

"Tompkins" Park-Phase 2

Project DESCRIPTION

In December of 2002, the City Council purchased a 1.97-acre tract of land located at 6100 Padre Boulevard. The City Council put that property up for sale in 2010. They rescinded that action and took the property off the market in September 2011 and decided to set it aside as a potential future park. The City obtained a grant from Texas Parks and Wildlife and is breaking the project down into two phases. Phase one included a restroom facility, a pump house, basketball court, two playgrounds, parking lot and miscellaneous fencing and site improvements at a cost of $703,433. Phase two will include a walking/jogging track and exercise stations, benches, landscaping and irrigation, additional play equipment, picnic tables, a Bocce Ball Court, sail shade structures, soccer goals and a skate park.

Comprehensive Plan

5.57 Develop a community center with indoor and outdoor facilities, which could facilitate recreation.

5.59 Continue to maintain and upgrade existing parks.

Fiscal

INCOME AND COST ANALYSIS	
Phase One (COMPLETE)	
FUNDING SOURCES	
TPWD Grant	$400,000
Local Match	$303,433
TOTAL FUNDS	$703,433
Phase Two	

FUNDING SOURCES	
TPWD Grant	$500,000
Local Match	$663,970 ($525,000 Land Match/$138,920 Skate Park Funds)
TOTAL FUNDS	$1,163,970

OPERATIONAL IMPACTS

Personnel	$ 0
Supplies & Materials	$ 10,000
Repairs and Maintenance	$ 2,000
Capital and Other	$ 0
TOTAL IMPACTS	$ 12,000

Financial Plan

Prior Years	FY 15/16	FY 16/17	FY 17/18	FY 18/19	FY 19/20	Future Years	TOTAL
			$703,433			$1,163,970	$1,867,403

Schedule

PHASE	TOTAL TIME	START	COMPLETION
Design	4 months	July 2019	November 2019
Bidding	2 months	November 2019	January 2020
Construction	6 months	January 2020	July 2020

Project Leader

Aaron Hanley, Planning Director

City of South Padre Island

4601 Padre Blvd, South Padre Island, TX 78597

Voice: 956-761-8113, Email: ahanley@myspi.org

RIP RAP STREET ENDS

Project Description

For those streets that end at the Laguna Madre Bay that have no provisions for boat ramps, protecting the banks from erosion with properly placed and sized riprap is necessary. Eight street ends have been identified as needing erosion control and protection. Those are Dolphin, Huisache, Oleander, Gardenia, Hibiscus, Saturn, Aries and Verna Jean.

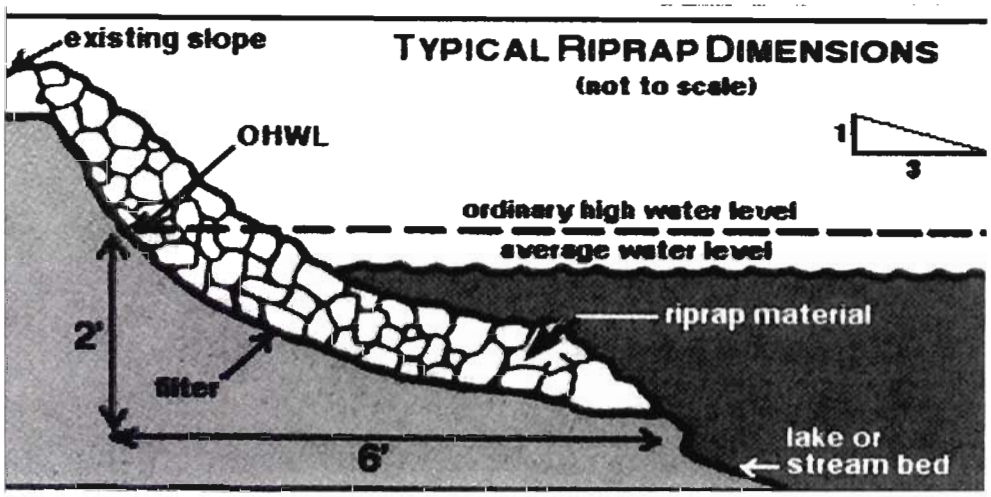

Comprehensive Plan

5.J. Continue maintaining and beautifying street ends

5.K. Protect public access

Fiscal

INCOME AND COST ANALYSIS	
FUNDING SOURCES	
State HOT Funds	$ 10,000

TOTAL FUNDS	$ 10,000
ESTIMATED COSTS	
RIPRAP Street Endings	$ 10,000
TOTAL COSTS	$ 10,000
OPERATIONAL IMPACTS	
Personnel	$ 0
Supplies & Materials	$ 0
Repairs and Maintenance	$ 1,000 annually
Capital and Other	$ 0
TOTAL IMPACTS	$ 1,000

Financial Plan

Prior Years	FY 15/16	FY 16/17	FY 17/18	FY 18/19	FY 19/20	Future Years	TOTAL

Schedule

PHASE	TOTAL TIME	START	COMPLETION

Project Leader

Kristina Boburka, Shoreline Director

City of South Padre Island

321 Padre Blvd, South Padre Island, TX 78597

Voice: 956-761-3837, Email: kboburka@myspi.org

LAND PURCHASE AND DONATION FOR BAY ACCESS (VENUE TAX PROJECT)

Project Description

Maintaining and preserving access to the Laguna Madre Bay is vital to South Padre Island for many reasons. Presently, bay access is available but limited. Kite boarders, kayakers and other personal watercraft users have a few areas where they can launch their craft, but additional access points are needed. As South Padre Island grows north, making access available will become a priority for the City. Acquiring land by purchase and/or donation near the new causeway will ensure access to the bay in the future. Discussions on land acquisition have started to acquire approximately 137 acres north of "The Shores" on the bay side. On this property a "Silent Water Sports" venue will be built to accommodate a structure for launching kayaks, kiteboards, paddle boards and any other non-motorized personal watercraft.

COMPREHENSIVE PLAN

5.F Protect the Laguna Madre as a valuable resource

5G. Recognize and support the multiple functions of the Bay

5.K Protect public access

5.25 c. Explore the possibility of a multi-purpose recreational area on the northern end of Town oriented toward non-motorized light craft (kite boards, wind surfing, kayaks, etc.) possibly in conjunction with Cameron County.

Fiscal

INCOME AND COST ANALYSIS

CAPITAL IMPROVEMENT PLAN (CIP) 2019/20 through 2023/24

CITY OF SOUTH PADRE ISLAND

FUNDING SOURCES		
Venue Tax	$	unknown
TOTAL FUNDS	$	unknown
ESTIMATED COSTS		
Land Acquisition	$	unknown
Venue Construction	$	unknown
TOTAL COSTS	$	unknown
OPERATIONAL IMPACTS		
Personnel	$	0
Supplies & Materials	$	0
Repairs and Maintenance	$	5,000
Capital and Other	$	0
TOTAL IMPACTS	$	0

Financial Plan

Prior Years	FY 15/16	FY 16/17	FY 17/18	FY 18/19	FY 19/20	Future Years	TOTAL

Schedule

PHASE	TOTAL TIME	START	COMPLETION

Project Leader

Kristina Boburka, Shoreline Director

City of South Padre Island

321 Padre Blvd, South Padre Island, TX 78597

Voice: 956-761-3837, Email: kboburka@myspi.org

COASTAL MANAGEMENT PROGRAM

The Texas Coastal Management Program (CMP), funded by NOAA, focuses on the state's coastal natural resource areas. The program is managed by the Texas Land Commissioner.

The Texas General Land Office:

- Awards approximately $2.2 million annually in grants
- Reviews federal actions in the Texas coastal zone to ensure consistency with the goals and policies of the CMP
- Supports protection of natural habitats and wildlife

- Provides baseline data on the health of gulf waters

The federally approved program brings approximately $2.2 million in federal Coastal Zone Management Act (CZMA) funds to Texas, most of which goes to state and local entities to implement projects and program activities. Texas is one of only a handful of coastal states that pass substantial amounts of CZMA funds through to coastal communities for projects in the coastal zone.

The Land Office has funded projects in all parts of the coastal zone for a wide variety of purposes. The General Land Office established the following categories for use of these funds by coastal communities:

- Public Access Enhancements
- Applied Research and Data Collection
- Coastal Resiliency Enhancements
- Coastal Planning and Community Enhancements
- Coastal Nonpoint Source (NPS) Pollution Control

In the past, the City has successfully applied for funding to improve beach access and is currently awaiting NOAA approval for the White Sands Street project. It will be an access and storm surge suppression project with a total award amount of $198,000.

The City is also working on pre-proposal project ideas to apply for this year. Potential projects include a living shoreline on the bay side, improving City beach accesses with walkovers and amenities, performing a study and assessment on the current beach and dune system to update management practices, and to create a wind and water sports venue on the bay.

Fiscal

INCOME AND COST ANALYSIS	
FUNDING SOURCES	
ESTIMATED COSTS	$3,840,000
TOTAL COSTS	$3,840,000
OPERATIONAL IMPACTS	
Personnel	$ 0

Supplies & Materials	$	0
Repairs and Maintenance	$	10,000 annually
Capital and Other	$	0
TOTAL IMPACTS	$	10,000

Financial Plan

Prior Years	FY 15/16	FY 16/17	FY 17/18	FY 18/19	FY 19/20	Future Years	TOTAL
		$270,000					$270,000

Schedule

PHASE	TOTAL TIME	START	COMPLETION

Project Leader

Kristina Boburka, Shoreline Director

City of South Padre Island

321 Padre Blvd., South Padre Island, TX 78597

Voice: (956) 761-3837, Email: kboburka@myspi.org

RESTORE ACT GRANT

In 2016, the City applied for three grants from the RESTORE Act funds. These funds are being distributed to the states affected by the Deep Horizon/BP Oil Spill. Of the three grant applications, one has been chosen to move along in the process of the Public Comment period, the Laguna Madre Boat Ramp. This project will encompass the purchase of 5 vacant lots, the construction of a boat ramp, bulkhead, fish-cleaning stations, dock renovation/replacement and the paving of a parking area to accommodate 31 truck/boat trailers.

Fiscal

INCOME AND COST ANALYSIS	
FUNDING SOURCES	
RESTORE	$ 1,869,290
Local Funds	$ 506,733
Local Match	$ 26,898
TOTAL FUNDS	$ 2,042,921
ESTIMATED COSTS	
Land acquisition	$ 800,000
Improvements	$ 1,242,921
TOTAL COSTS	$ 2,042,921
OPERATIONAL IMPACTS	
Personnel	$ 0
Supplies & Materials	$ 5,000

Repairs and Maintenance	$	10,000 annually
Capital and Other	$	0
TOTAL IMPACTS	$	15,000

Financial Plan

Prior Years	FY 15/16	FY 16/17	FY 17/18	FY 18/19	FY 19/20	Future Years	TOTAL
						$2,042,921	$2,042,921

Schedule

PHASE	TOTAL TIME	START	COMPLETION
Land Acquisition	6 months		
Improvements	12 months		

Project Leader

Kristina Boburka, Shoreline Director

City of South Padre Island

321 Padre Blvd., South Padre Island, TX 78597

Voice: (956) 761-3837, Email: kboburka@myspi.org

NOAA ECOSYSTEM RESILIENCY GRANT PROGRAM

The city is also one of the more urbanized beaches in the state with beach-fronting hotels, condominiums, single family homes and businesses. Along this extensively used beachfront, the city has, in accordance with state law, set aside 28 public beach access ways to allow the public to access, use, and enjoy the beaches. Over the last decade, the city has upgraded 17 of the 28 access ways, adding dune walkovers, parking areas, restrooms, showers and other amenities to benefit the beach-going public and, most importantly, restoring dunes damaged by former pedestrian trails. Eleven beach accesses remain unimproved resulting in on-going damage to the city's protective dune system.

In the last decade, the city has undertaken, when funds are available, ten projects to remove pedestrian pathways and restore dune system damage while simultaneously maintaining public beach access. To date, dune width, elevation and contours have been recreated at ten access sites and more than 400,000 dune plants have been installed. While the city has made progress, the steps have been slow and incremental, delaying necessary action and allowing loss of dune resources to continue. With this grant, the city seeks to complete these final eleven important beach access and dune restoration projects in the next 18 months.

Project Goals. The purpose of the Comprehensive Dune Ecosystem Restoration and

Public Access Project is to:

1. Remove pedestrian pathways through the dune system at the remaining eleven

publicly owned beach access ways within the city that still use pedestrian trails to

access the beach;

2. Restore damaged dune areas by rehabilitating the elevation, volume, and contour of

the dune system and installing native dune plants;

3. Restore the natural functions and values of the damaged dune areas for dependent

flora and fauna and promote endangered sea turtle nesting;

4. Enhance the resiliency of the dune system as the primary storm damage reduction

feature along the city's Gulf of Mexico shoreline; and

5. Install elevated public dune walkovers to replace pedestrian pathways at each of the

eleven beach access points that still use pedestrian trails to access the beach.

The following are the eleven unimproved beach access points to be improved:

• Whitecap Circle Beach Access	$38,500 (Engineering, Design, Permitting)	2020
	$550,000 (Construction)	2020
• Sapphire Circle Beach Access	$38,500 (Engineering, Design, Permitting)	2021
	$385,000 (Construction)	2021
• Poinsettia Circle Beach Access	$38,500 (Engineering, Design, Permitting)	2021
	$385,000 (Construction)	2021
• Riviera Circle Beach Access	$38,500 (Engineering, Design, Permitting)	2022
	$550,000 (Construction)	2022
• Harbor Circle Beach Access	$38,500 (Engineering, Design, Permitting)	2022
	$385,000 (Construction)	2022
• Bluewater Circle Beach Access	$38,500 (Engineering, Design, Permitting)	2023
	$385,000 (Construction)	2023
• Day Dream Circle Beach Access	$38,500 (Engineering, Design, Permitting)	2023
	$385,000 (Construction)	2023
• Sea Island Circle Beach Access	$38,500 (Engineering, Design, Permitting)	2024
	$385,000 (Construction)	2024
• Surf Circle Beach Access	$38,500 (Engineering, Design, Permitting)	2024
	$385,000 (Construction)	2024
• Gulf Circle Beach Access	$38,500 (Engineering, Design, Permitting)	2024
	$385,000 (Construction)	2024

Fiscal

INCOME AND COST ANALYSIS	
FUNDING SOURCES	
NOAA/GLO	$ 2,019,600
Local Funds (match)	$ 1,346,400
TOTAL FUNDS	$ 3,366,000

ESTIMATED COSTS

Engineering, Design, Permitting	$ 231,000
Construction	$ 3,135,000
TOTAL COSTS	$ 3,366,000

OPERATIONAL IMPACTS

Personnel	$ 0
Supplies & Materials	$ 0
Repairs and Maintenance	$ 8,000 annually
Capital and Other	$ 0
TOTAL IMPACTS	$ 8,000

Financial Plan

Prior Years	FY 1/14	FY 14/15	FY 15/16	FY 16/17	FY 17/18	Future Years	TOTAL
	$315,000	$300,000	$588,500	$588,500	$588,500	$1,600,500	$3,366,000

Project Leader

Kristina Boburka, Shoreline Director

City of South Padre Island

321 Padre Blvd., South Padre Island, TX 78597

Voice: (956) 761-3837, Email: kboburka@myspi.org

PALM STREET BOAT RAMP

To improve access to the Laguna Madre, the City is in the process of improving the boat ramp at the bay end of Palm Street. The properties adjacent to the existing boat ramp have been recently sold and improvements to both properties are underway to include various water sports such as personal watercraft rentals, off-shore fishing excursions and paddle-boarding. Improving the boat ramp will enhance bay access and make the area friendlier to water-based sporting enthusiasts.

Hanson Engineering has secured GLO and USACE permits for this location and is in the process of finishing the drawings. Once those are completed and approved, the project will be ready to bid out for construction.

Kristina Boburka, Shoreline Director

City of South Padre Island

321 Padre Blvd., South Padre Island, TX 78597

Voice: (956) 761-3837, Email: kboburka@myspi.org

COMPLETED PROJECTS

MULTI-MODAL TRANSIT CENTER (COMPLETED APRIL 2019)

Project Description

The City has been working on this project for approximately 7 years, and we are proud to say that it was completed on April 3, 2019. The new facility is a 2 story, 11,772 square foot building that serves as a bus transfer station for eastern Cameron County. It provides much needed passenger amenities, driver amenities, administrative offices, and a permanent facility for the Island Metro bus service.

Phase 1 of the project included construction of the park-&-ride site with 125 parking spots, taxi circulation, pedestrian sidewalk, bus entrance/exit, circulation, berths, and the bus transfer area. The facility construction completed the total project.

The entire project has been funded through multiple grants. Planning, Engineering and Design cost $626,479. Phase 1 construction cost $1.6 Million. And Phase 2 construction cost $4,450,711, for a total project cost of $6,677,190. No local tax revenue was used for this project. Also, notably, this project was LEED Certified upon completion. LEED stands for Leadership in Energy and Environmental Design, a globally recognized symbol of sustainability achievement. This accomplishment sets a very high standard for future construction on our island, where our environment and ecosystem are of upmost importance.

Comprehensive Plan

4. J. Expand public transportation options

4.K. Improve transit facilities

4.L. Identify potential funding sources

Fiscal

INCOME AND COST ANALYSIS	
FUNDING SOURCES	
TxDOT/FTA	$6,200,000
ESTIMATED COSTS	
Construction	$1,600,000 Phase 1 (parking area, bus berths, utilities, site work-complete)
	$626,479 (Planning Engineering and Design)
	$4,450,711 Phase 2 (Building)
TOTAL COSTS	$6,677,190
OPERATIONAL IMPACTS	
Personnel	$ 0
Supplies & Materials	$ 10,000
Repairs and Maintenance	$ 20,000
Capital and Other	$ 0

Financial Plan

Prior Years	FY 14/15	FY 15/16	FY 16/17	FY 17/18	FY 18/19	Future Years	TOTAL
			$1,600,000		$4,600,000		$6,200,000

Schedule

PHASE	TOTAL TIME	START	COMPLETION
Land Acquisition	N/A		
Design	18 months	2016	2016
Bid	8 months	2017	2017
Construction	18 months	2018	2019

Project Leader

Jesse Arriaga, Transit Director

City of South Padre Island

321 Padre Blvd, South Padre Island, TX 78597

Voice: 956-761-8176, Email: jarriaga@myspi.org

VISITORS CENTER (COMPLETED JUNE 2019)

The City Council directed the CVB staff to focus this facility refresh on a few key cosmetic components; updated – A/C equipment, flooring, lighting, interior and exterior paint, furniture, bathroom finishes and interactive kiosks. Due to the reduced scope of this project the cost dropped to $103,500 as approved by the City Council. This project's estimated completion date is June of 2019.

Having a World Class "one-stop shop" for our visitors is vital to our tourism-based economy. Visitors should have a wealth of information at their fingertips with what South Padre Island has to offer in the way of lodging, activities and events. The center should have a warm and welcoming atmosphere with

friendly staff providing information to the weary traveler looking for a respite before beginning their exciting vacation on South Padre Island.

The center should be at the forefront of technology with kiosks available where the most current list of activities and events can be scanned and downloaded to the visitors "Smart Phone" to be accessed while they're here. There should be videos of the variety of activities playing while our visitors mingle with staff and each other picking out daily activities.

The current building at 610 Padre Blvd is 4,800 square feet and was built in 1977 and sits on approximately 1.2 acres of land. It was renovated in 2012 and it currently houses the Visitors Center, a division of the South Padre Island Convention and Visitors Bureau and the South Padre Island Chamber of Commerce.

Financial Plan

Prior Years	FY 14/15	FY 15/16	FY 16/17	FY 17/18	FY 18/19	Future Years	TOTAL
					$103,000		$103,000

WATER TOWER PARK REPAIRS (Completed September 2018)

The concrete parking area at Water Tower Park is in disrepair and in need of replacement. It is recommended that 6" of reinforced concrete slab be used to replace the existing broken concrete parking area.

Fiscal

INCOME AND COST ANALYSIS	
FUNDING SOURCES	
Local Funds	$ 12,882
TOTAL FUNDS	$ 12,882
ESTIMATED COSTS	
Replace Concrete Parking Area	$ 12,882
TOTAL COSTS	$ 12,882
OPERATIONAL IMPACTS	
Personnel	$ 0
Supplies & Materials	$ 0
Repairs and Maintenance	$ 1,000 annually

Capital and Other	$	0
TOTAL IMPACTS	$	1,000

Financial Plan

Prior Years	FY 13/14	FY 14/15	FY 15/16	FY 16/17	FY 17/18	Future Years	TOTAL
					$12,882		$12,882

Schedule

PHASE	TOTAL TIME	START	COMPLETION
Concrete Parking Lot		July 2018	August 2018

Project Leader

Carlos Alejandro Sanchez, P.E., CFM

City of South Padre Island

4601 Padre Blvd, South Padre Island, TX 78597

Voice: 956-761-8158, Email: csanchez@myspi.org

"TOMPKINS" PARK (PHASE I)

Project DESCRIPTION

In December of 2002, the City Council purchased a 1.97-acre tract of land located at 6100 Padre Boulevard. The City Council put that property up for sale in 2010. They rescinded that action and took the property off the market in September 2011 and decided to set it aside as a potential future park. The City obtained a grant from Texas Parks and Wildlife and broke the project down into two phases. Phase one included a restroom facility, a pump house, basketball court, two playgrounds, parking lot and miscellaneous fencing and site improvements at a cost of $703,433. Phase two will include a walking/jogging track and exercise stations, benches, landscaping and irrigation, additional play equipment, picnic tables, a Bocce Ball Court, sail shade structures, soccer goals and a skate park.

FIRE STATION

Project Description

The City employs 18 firefighters, 6 EMS personnel, one administrative position, one Assistant Fire Chief and one Fire Chief. Current fleet for the Department includes one engine truck, one ladder truck, one quick attack, one first responder pick-up truck, two staff cars, one JEEP, one ATV, and one Jet Ski.

As a coastal barrier island, the location of the City's fire station/EOC presents several design challenges including hurricane force winds and flooding. To tackle these issues, the structure will be designed to withstand 135 MPH wind loads and the site must be elevated to FEMA regulations above sea level. The essential components of a new fire station include:

- 4 drive-through apparatus bays with the capacity to store two units per bay
- A storage room to accommodate 30 sets of gear (separate from the bay area to avoid contamination)
- Decontamination room (EMS) for cleaning equipment
- Compressor Room for SCBA storage

- Two laundry rooms (one must have a protective gear extractor)
- EMS storage room with double locking system
- Small shop and repair room with adequate storage space for lawn equipment
- Kitchen with commercial grade appliances
- Dining room to accommodate 12
- Dayroom and sleeping area to accommodate 10
- Adequate toilet/showers for 10 with appropriate locker room space
- Janitors closet with utility sink (one in bay area and one for inside space)
- Training room/community education room – convertible to emergency operations center
- Administrative Space
    - Reception area and visitors lobby
    - Public restroom
    - Chief's office
    - Assistant Chief's office
    - Staff work areas
    - EMS office
    - File room/storage area

The fire station/EOC site was selected to provide adequate street access for the fire apparatus as well as its proximity to the existing City Hall. This site was selected as a result of an in-depth study of multiple site possibilities. Coastal climate and potential for flooding required that the building be elevated above flood level except for the Apparatus Bays. The main portion of the facility will be elevated 8 to 12 feet above sea level. The exterior will be designed to match the coastal aesthetics of the area as well as complement the existing architecture of the City Hall. The useful life of the fire station is estimated to be a minimum of 40 years with approximately 18,000 square feet.

Comprehensive Plan

6.J. Continue to support the needs of the Public Works, Police, and Fire Departments to ensure adequate protection of the population.

6.18 Identify and acquire sites for new fire stations to the north and south, concurrent with future development.

Sustainability

The City of South Padre Island will be striving to be compliant with LEED requirements for sustainability. Major areas of focus for LEED requirements include:

- Sustainable sites
- Water efficiency
- Energy and atmosphere
- Materials and resources

- Indoor environmental quality
- Innovation and design process

Fiscal

INCOME AND COST ANALYSIS	
FUNDING SOURCES	
Debt Issuance	$3,800,000
TDRA (GLO) Grant Funds	$1,095,436
TOTAL FUNDS	$ 4,895,436
ESTIMATED COSTS	
Design	$ 73,278
Construction	$ 4,822,158
TOTAL COSTS	$ 4,895,436

OPERATIONAL IMPACTS	
Personnel	$ 0

Supplies & Materials	$ 49,000	
Repairs and Maintenance	$ (12,000)	savings annually from energy efficiency
Capital and Other	$ 0	
TOTAL IMPACTS	$ 37,000	

Financial Plan

Prior Years	FY 12/13	FY 16/17	FY 16/17	FY 16/17	FY 16/17	Future Years	TOTAL
$4,895,436							$4,895,436

Schedule

PHASE	TOTAL TIME	START	COMPLETION
Design	6 months	10/1/2009	6/1/2010
Bid	3 months	6/1/2010	9/1/2010
Construction	12 months	07/20/2011	08/30/2012
Estimated Completion Date	8/30/2012		

Project Leader

Burney Basket, Fire Chief

City of South Padre Island

4601 Padre Blvd, South Padre Island, TX 78597

TOMPKINS CHANNEL DREDGING

Project Description

On the western boundary of South Padre Island is the Laguna Madre Bay providing recreational opportunities as well as a passage for commercial vessels. Tompkins Channel is an essential feature of the bay providing a navigational waterway for both the east side of Port Isabel as well as the west side of South Padre Island. Tompkins Channel is in the City's extraterritorial jurisdiction and partially in the city limits and runs parallel to the Causeway then turns north to Sunset Drive. In 1998, the City used economic development funds to have the channel dredged.

In July 2008, when Hurricane Dolly made landfall on the Island as a Category 2 storm causing extensive damage, Dolly also made certain areas of the channel impassable. HDR Shiner Mosely completed a bathymetric survey of the channel which demonstrated that approximately 11,000 cubic yards of sediment were displaced and need to be removed.

This channel is extremely important as it is not only used by fishing boats but by other ships to gain access to the Inter-Coastal Waterway and the Gulf of Mexico. Users of the channel who launch their boats in the Laguna Madre Bay are forced to maneuver through dangerously shallow water and this channel gets even more dangerous during twilight hours due to the lack of visibility.

Dredging Tompkins Channel would improve navigational access in this area and would stimulate the development of a marina together with a hotel and convention complex in the Entertainment District.

FUNDING SOURCES	
FEMA (Dredging)	$ 146,575
Dredging Local Funds (SLTF)	$ 100,000
TOTAL FUNDS	$ 246,575

COSTS

Dredging	$246,575
TOTAL COSTS	$246,575

BOAT RAMPS AT BAY ENDINGS

Project Description

Many of the East-West streets terminate on the west side at the Laguna Madre. Several of these have existing boat ramps that are used not only for launching boats but also other forms of personal watercraft such as jet-skis and kayaks. Recently Polaris Street boat ramp has been improved.

Recently completed Polaris Street Boat Ramp

Financial Plan

Prior Years	FY 12/13	FY 16/17	FY 16/17	FY 16/17	FY 16/17	Future Years	TOTAL

$40,000
(Palm/Polaris)

SOUTH PR 100 STREET LIGHTING

As a safety enhancement, street lighting was installed by AEP at the request of the City. Six streetlights were installed on South PR 100, immediately south of the Causeway intersection. Six 400 High-Pressure Sodium Vapor Lights on aluminum poles were installed for a cost of $33,400.73. In addition, AEP requires the requestor to arrange for all underground conduits on the site so an additional $24,800 was spent to accommodate the new lighting.

COASTAL MANAGEMENT PROGRAM

Cycle 16 (2011)

Aquarius and Good Hope Beach Access Improvements

Project Cost $245,000 ($122,500 grant/$122,500 local match)

Gay Dawn Beach Access Improvements

Project Cost $165,000 ($82,500 grant/$82,500 local match)

Cycle 18 (2012)

Emergency Vehicle Beach Access Improvements

Project Cost $300,000 ($150,000 grant/$150,000 local match)

Cycle 19 (applied for in 2013-to be constructed in 2015)

The Pearl Beach Access Improvements

Project Cost $300,000 ($150,000 grant/$150,000 local match)

Seaside Beach Access Improvements

Project Cost $300,000 ($150,000 grant-partial funding available in the amount of $44,000) /$150,000 local match)

Cycle 20 (applied for in 2014-to be constructed in 2015)

Moonlight Beach Access Improvements

Project Cost $190,000 ($95,000 grant/$95,000 local match)

Ocean Circle Beach Access Improvements

Project Cost $300,000 ($150,000 grant/$150,000 local match)

CMP Totals:

Grant $794,000

Local Match $900,000

STREETS

The following streets have been improved recently. Costs include construction, engineering and testing.

2009- $292,730.39

Esperanza, Mezquite, Aries (valley gutter and driveways), Saturn and drainage improvements to Cora Lee

2011 – $136,022.35

Repairs to Portions of Gulf & Laguna, East Aries and East Sunset

2012 - $517,363.88

West Retama, repairs to East Amberjack, Lynda, East Carolyn, East Oleander, West Pike, West Lantana, East Pike and West Tarpon

2013 - $578,922

Repairs to Gulf, Laguna, Morningside, Campeche, Acapulco and East Huisache

2014 - $771,147.18

Sunset Drive from Padre to Gulf, Gulf Blvd from Sunset to Morningside, Gulf Blvd from Cora Lee to Constellation and Gulf Blvd from Sunset to Cora Lee

2016-2018 - $2,859,236.60

Gulf Boulevard, East Oleander, East Hibiscus, West Aries, West Verna Jean, East Swordfish, West Polaris, West Morningside (drainage only).

2018-2019 - $1,952,544.10

Phase I: East Atol, East Jupiter, East Lantana, East Polaris, East Sunny Isle, East Venus, East Verna Jean and White Sands ($1,586,157.20)

Phase II: West Georgia Ruth Drive, West Polaris, West Mars and 425' of West portion of East Mars including West Venus Outfall ($366,386.90)

COMMUNITY CENTER (OLD CITY HALL)

Project Description

The City Council determined that a Community Center would meet many needs of the public. It could be a gathering space for group games, Bridge and Mahjongg clubs; it could be a place to hold public meetings, and a place to house the local branch of the Port Isabel Public Library. The City Council dedicated funding to this project and design began. The Parks, Recreation and Beautification Committee began performing community surveys on what the facility should be used for, what it should look like and how and when it could be used. The 5,874 square foot facility was completed in March 2016 and is comprised of a small kitchen, a large open room for gatherings, restrooms, office and storage space and a "reading room" for library patrons.

Comprehensive Plan

5.57 Develop a community center with indoor and outdoor facilities, which could facilitate recreation.

Fiscal

INCOME AND COST ANALYSIS	
FUNDING SOURCES	
Unencumbered Reserves Amount	$ 296,468
TOTAL FUNDS	$ 296,468
ESTIMATED COSTS	
Design	$ 0 (in-kind)
Construction	$ 296,468

TOTAL COSTS	$ 296,468

OPERATIONAL IMPACTS	
Personnel	$ 20,000 (Maintenance and Cleaning)
Supplies & Materials	$ 5,000
Repairs and Maintenance	$29,000
TOTAL IMPACTS	$126,100

Financial Plan

Prior Years	FY 12/13	FY 16/17	FY 16/17	FY 16/17	FY 16/17	Future Years	TOTAL
			$	$296,486			$296,486

Schedule

PHASE	TOTAL TIME	START	COMPLETION
Land Acquisition	N/A		
Design	6 months		2012
Bid	2 months	2015	2015
Construction	6 months	2015	2016

Project Leader

Armando Gutierrez, Jr., P.E., Public Works Director

City of South Padre Island

4601 Padre Blvd., South Padre Island, TX 78597

CONVENTION CENTRE IMPROVEMENTS

Project Description

The current South Padre Island Convention Centre's 45,000 square feet of meeting space include 22,500 square feet of exhibit hall space, an auditorium with a capacity of 250 (2,633 square feet) and 9,000 square feet of meeting rooms in various sizes and parking for 500 cars. This facility opened in 1992 and is located on the North end of South Padre Island which is inconvenient to area hotels and the entertainment district.

Land on which the current Convention Centre rests is owned by Cameron County. The lease that began in 1988 is for fifty (50) years and involves an annual lease payment based on a percentage of sales.

Exterior/Structural Improvements:

The City Council approved the expenditure of $4,775,472 to improve the facility in 2014. The improvements include structural improvements along the perimeter exterior walls, removal of horizontal skylights due to excessive leaking, installation of concrete for the entrance area off of Padre Boulevard, installation of a lightning protection system, enhancement of parking lot lighting to include solar lights, re-painting of the entire exterior of the building with long-lasting elastomeric paint, and replacement of exterior doors.

West Side Mural

East Side Mural

Fiscal

INCOME AND COST ANALYSIS	
FUNDING SOURCES	
HOT Funding	$2,937,724
Debt Issuance	$ 0
TOTAL FUNDS	$ 2,937,724
COSTS	
Land Acquisition	$ 0
Design	$500,000
Construction (Convention Centre)	$2,937,724
TOTAL COSTS	$3,437,724

OPERATIONAL IMPACTS	
Personnel	$ 0

Supplies & Materials	$	0
Repairs and Maintenance	$	0
Capital and Other	$	0
TOTAL IMPACTS	$	0

Financial Plan

Prior Years	FY 12/13	FY 16/17	FY 16/17	FY 16/17	FY 16/17	Future Years	TOTAL

Schedule

PHASE	TOTAL TIME	START	COMPLETION
Design	11 months	February 1, 2013	December 31, 2013
Bid &Negotiation	1 month	January 1,2014	February 1, 2014
Construction	8 months	December 15, 2014	August 1, 2015

Project Leader

Darla A. Jones, Assistant City Manager

City of South Padre Island

4601 Padre Blvd, South Padre Island, TX 78597

Interior Improvements:
After the exterior improvements were completed, work began on the interior to complete the renovation. New chairs, tables and miscellaneous furniture were ordered and placed, and the entire interior was painted to complement the exterior colors. New high-traffic heavy duty carpeting was installed that coordinates with the various other interior colors to form a cohesive, planned look. New room partitions were installed that are noise-attenuating will decrease the potential for noise conflicts between rooms. State-of-the-art LED room signage and lobby monitors will assist conference delegates make their way through the facility while using their mobile devices effortlessly on the upgraded Wi-Fi system. The kitchen area was upgraded with non-slip floor tiles to increase the safety and "user-friendliness" for caterers. Exterior premise identification is being planned at the entrance to the site that will feature a changeable digital message board welcoming our various events to the newly remodeled facility.

Fiscal

INCOME AND COST ANALYSIS	
FUNDING SOURCES	
HOT Funding (Excess Reserves)	$1,250,000
Debt Issuance	$ 0
TOTAL FUNDS	$ 1,250,000
ESTIMATED COSTS	
Land Acquisition	$ 0
Design	$0
Interior Improvements Listed	$1,250,000

TOTAL COSTS	$1,250,000

OPERATIONAL IMPACTS	
Personnel	$ 0
Supplies & Materials	$ 0
Repairs and Maintenance	$ 10,000
Capital and Other	$ 0
TOTAL IMPACTS	$ 0

Schedule

PHASE	TOTAL TIME	START	COMPLETION
Design	3 months	July 2015	September 2015
Bid &Negotiation	1 month	September 2015	October 2015
Construction	6 months	October 2015	March 2016

Project Leader

Keith Arnold, CVB Director

City of South Padre Island

7355 Padre Blvd, South Padre Island, TX 78597

CAPITAL IMPROVEMENT PLAN (CIP) 2019/20 through 2023/24
CITY OF SOUTH PADRE ISLAND

Capital Improvement Plan (CIP) SUBMITTAL form

Project Name: _____

Department: _____

The project has been submitted with all information including description, itemized costs, discussion of funding options, and timeline.

Comments:

The project will improve the public health and safety of the community.

Comments:

Project enhances and promotes tourism including beach re-nourishment projects and the economic support of the convention and hotel industry.

Comments:

The project will promote recreational or aesthetic improvements within the community.

Comments:

The project has funding sources identified by the City. Grants and funding partnerships will be rated highest, followed by operating revenue and fund balance. Debt will be considered last.

Comments:

The project will promote desirable economic development within the City.

Comments:

The project aligns with the strategic priorities identified by the City Council and with the City's strategic planning documents.

Comments:

Item No. 19

CITY OF SOUTH PADRE ISLAND
CITY COUNCIL MEETING
AGENDA REQUEST FORM
PUBLIC HEARING

MEETING DATE: August 21, 2019

PUBLIC HEARING:

ITEM

Conduct Public Hearing to discuss the ***proposed 2019/2020 property tax rate for the City of South Padre Island.***

ITEM BACKGROUND

A tax rate of $0.315640 per $100 valuation has been proposed for adoption by the governing body of the City of South Padre Island. This rate is the same as this current fiscal year, however, exceeds the lower of the effective or rollback tax rate, and state law requires that two public hearings be held by the governing body before adopting the proposed tax rate.

RECOMMENDATIONS/COMMENTS

1. The Mayor opens the Public Hearing by reading the caption from the City Council's agenda.
2. The Mayor asks if anyone is present to speak in favor of the ***proposed 2019/2020 property tax rate for the City of South Padre Island.***
3. Once everyone in favor has spoken, the Mayor asks if anyone is present to speak in opposition to the ***proposed 2019/2020 property tax rate for the City of South Padre Island.***
4. Once everyone in opposition has had an opportunity to speak, the Mayor will then close the Public Hearing.

The Public Hearing is for the purpose of receiving comments from the public. It is not necessary for the Council Members to respond to the public at this time. If a member of the public raises a question, the members of the City Council should make note of it to address during the next discussion and action item after the Public Hearing has been closed.

Item No. 20

CITY OF SOUTH PADRE ISLAND
CITY COUNCIL MEETING
AGENDA REQUEST FORM

MEETING DATE: August 21, 2019

NAME & TITLE: Susan Manning, City Secretary

DEPARTMENT: City Manager's Office

ITEM

Discussion and action to appoint members to vacancies created by resignations to the following:

a. Planning and Zoning Commission
b. Shoreline Task Force
c. Special Events Committee

ITEM BACKGROUND

The vacancies in the Planning and Zoning Commission and Shoreline Task Force were created by resignation of Patrick McNulty when he became Mayor. The vacancy in the Special Events Committee was initially created by the resignation of Alexandra Brotzman and then by Michael Sularez who withdrew to be considered for the Shoreline Task Force. A press release was sent out and a public notice was placed in the local newspaper. The deadline is on Monday, August 19th and tally sheets will be sent out to Council on Tuesday, August 20th. Attached are the applications that have been received so far. I will forward any new applications to Council Members under separate cover.

BUDGET/FINANCIAL SUMMARY

COMPREHENSIVE PLAN GOAL

Chapter VII – Governance and Community Relations
Objectives 1.2 – Policy 1.21.1, 1.2.2, 1.2.4, 1.2.5

LEGAL REVIEW

Sent to Legal: YES: _____ NO: _____
Approved by Legal: YES: _____ NO: _____

RECOMMENDATIONS/COMMENTS

Planning and Zoning Commission

CANDIDATE APPLICATION FORM
FOR COUNCIL-APPOINTED BOARDS, COMMITTEES & COMMISSIONS

Information disclosed on this application or any other attached document may be disclosed in public meetings. Please print clearly.

Board Preference 1: PLANNING + ZONING

Board Preference 2:

Name: Chris K. Huffman

Home Address: 108 W. CAPRICORN

City: SPI, TX Zip: 78597 SPI Resident: 12 years

Telephone: 956 433-5503 Fax:

E-Mail: CKHuff@Flash.net

Profession: Real ESTATE APPRAISER

Business Name: Appraval Services, SPI

Business Address: P.O. Box 3716

City: SPI State: TX Zip: 78597

Business Telephone: 956 433-5503

Business E-Mail:

Special Knowledge or Experience applicable to City Committee Function: Currently Serve on Board of Adjustment Appeals. HAVE SERVED Four Years on P+Z

Other Information (Civic Activities): Volunteer for Several Local Events.

I verify that the information I have provided in this application to be true and correct. I also acknowledge that this information may be made available to the public.

Signature

Date 8/15/19

PLEASE RETURN COMPLETED APPLICATION TO THE CITY SECRETARY'S OFFICE, CITY OF SOUTH PADRE ISLAND, 4601 PADRE BLVD., SOUTH PADRE ISLAND, TX 78597; EMAIL SHILL@MYSPI.ORG OR FAX 956-761-3888.

Revised 5-16-13

20-3

City of South Padre Island – Committees, Boards and Commissions Questionnaire

4601 Padre Blvd.
South Padre Island, TX 78597
Phone: 956/761-6456
Fax: 956/761-3888

APPLICANT INFORMATION

Last Name: Huffman First: Chris M.I.: K Date: 8/15/19

Street Address: 108 W. CAPRICORN Apartment/Unit #:

City: SPI State: TX Zip: 78597

Phone: 956-433-5503 E-mail Address: CKhuff@flash.net

Occupation (Place of Business): R/E Appraiser / SPI Phone: 956 433-5503

Are you a citizen of the United States? Yes ☒ No ☐

Have you ever been convicted of a felony? Yes ☐ No ☒ If yes, please explain

Have you ever been convicted of, received probation or deferred adjudication for any offense that was not a felony? Yes ☐ No ☒ If yes, please explain:

Do you have a current Driver's License? Yes ☒ No ☐

Have you been a resident of the City of South Padre Island for at least six (6) months prior to the date of application? Yes ☒ No ☐

If qualified, are you a registered South Padre Island voter? Yes ☒ No ☐

Are you an adversary party to pending litigation against the City of South Padre Island? Have you ever been an adversary part to litigation against the City of South Padre Island? Yes ☐ No ☒ If yes, please explain:

Are you an employee or a business associate of either an adversary party or a representative of an adversary party in any past or pending litigation against the City of South Padre Island, other than an eminent domain proceeding? Yes ☐ No ☒ If yes, please explain:

Are you an employee or a business associate of either an adversary party or a representative of an adversary party that has a pecuniary interest in any past or pending litigation or claim against the City of South Padre Island, other than an eminent domain proceeding? Yes ☐ No ☒ If yes, please explain:

Are you in arrears on any City of South Padre Island taxes, water service charge or other obligations owned to the City of South Padre Island? Yes ☐ No ☒ If yes, please explain:

Provide All Information Requested: INCOMPLETE APPLICATIONS WILL NOT BE CONSIDERED FOR COMMITTEE, BOARD OR COMMISSION OPPORTUNITIES. Your complete application form will be maintained in our active files for six (6) months from the date of the application. I understand that should I not be appointed to the City of South Padre Island committee, board or commission, this application and any other records obtained, collected or otherwise prepared regarding this application shall be maintained in accordance with the Texas Public Information Act and the City of South Padre Island's document retention schedule.

DISCLAIMER AND SIGNATURE

I certify that my answers are true and complete. I understand that the information contained in this application may be considered, among other criteria, qualifications and/or information, by the City Council in its evaluation for the position being sought. I further understand that should I be appointed to any City of South Padre Island committee, board, or commission, I serve at the pleasure of the South Padre Island City Council and may be removed from said position at any time and for any reason or no reason at all, with or without notice. I also understand that should I be appointed to a City of South Padre Island Board or Commission, I must be responsible for a creditable record of attendance and performance. I also understand that I shall complete the requirements for the Open Meetings Act Training as mandated by South Padre Island Resolution No. 2012-09 within 90 days of appointment. If this application leads to my appointment to a position on a City of South Padre Island Committee, Board or Commission, I understand that false or misleading information in my application may result in my removal from the position.

Signature

8/15/19
Date

CANDIDATE APPLICATION FORM FOR COUNCIL-APPOINTED BOARDS, COMMITTEES & COMMISSIONS

Information disclosed on this application or any other attached document may be disclosed in public meetings. Please print clearly.

Board Preference 1: Planning & Zoning Commission

Board Preference 2:

Name: Dina Rich

Home Address: PO Box 3513

City: South Padre Island Zip: 78597 SPI Resident: 6 years

Telephone: 956-551-0127 Fax:

E-Mail: DinaRichSPI@hotmail.com

Profession: real estate agent

Business Name: Troy Giles Realty

Business Address: 5813 Padre Blvd.

City: South Padre Island State: TX Zip: 78597

Business Telephone: 956-761-2040

Business E-Mail: NA

Special Knowledge or Experience applicable to City Committee Function:

I have been a real estate agent on the island since 2013, which requires a knowledge of the city beyond its average resident.

Other Information (Civic Activities):

I verify that the information I have provided in this application to be true and correct. I also acknowledge that this information may be made available to the public.

Dina Rich

Signature

8-14-19

Date

PLEASE RETURN COMPLETED APPLICATION TO THE CITY SECRETARY'S OFFICE, CITY OF SOUTH PADRE ISLAND, 4601 PADRE BLVD., SOUTH PADRE ISLAND, TX 78597; EMAIL SHILL@MYSPI.ORG OR FAX 956-761-3888.

Revised 5-16-13

20-6

City of South Padre Island – Committees, Boards and Commissions Questionnaire

4601 Padre Blvd.
South Padre Island, TX 78597
Phone: 956/761-6456
Fax: 956/761-3888

APPLICANT INFORMATION

Last Name: Rich First: Dina M.I.: M Date: 8-14-19

Street Address: PO Box 3513 Apartment/Unit #:

City: South Padre Island State: TX Zip: 78597

Phone: 956-551-0127 E-mail Address: DinaRichSPI@hotmail.com

Occupation (Place of Business): sales agent, Troy Giles Realty Phone:

Are you a citizen of the United States? Yes [X] No [ ]

Have you ever been convicted of a felony? Yes [ ] No [X] If yes, please explain

Have you ever been convicted of, received probation or deferred adjudication for any offense that was not a felony? Yes [ ] No [X] If yes, please explain:

Do you have a current Driver's License? Yes [X] No [ ]

Have you been a resident of the City of South Padre Island for at least six (6) months prior to the date of application? Yes [X] No [ ]

If qualified, are you a registered South Padre Island voter? Yes [X] No [ ]

Are you an adversary party to pending litigation against the City of South Padre Island? Have you ever been an adversary part to litigation against the City of South Padre Island? Yes [ ] No [X] If yes, please explain:

Are you an employee or a business associate of either an adversary party or a representative of an adversary party in any past or pending litigation against the City of South Padre Island, other than an eminent domain proceeding? Yes [ ] No [X] If yes, please explain:

Are you an employee or a business associate of either an adversary party or a representative of an adversary party that has a pecuniary interest in any past or pending litigation or claim against the City of South Padre Island, other than an eminent domain proceeding? Yes [ ] No [X] If yes, please explain:

Are you in arrears on any City of South Padre Island taxes, water service charge or other obligations owned to the City of South Padre Island? Yes [ ] No [X] If yes, please explain:

Provide All Information Requested: INCOMPLETE APPLICATIONS WILL NOT BE CONSIDERED FOR COMMITTEE, BOARD OR COMMISSION OPPORTUNITIES. Your complete application form will be maintained in our active files for six (6) months from the date of the application. I understand that should I not be appointed to the City of South Padre Island committee, board or commission, this application and any other records obtained, collected or otherwise prepared regarding this application shall be maintained in accordance with the Texas Public Information Act and the City of South Padre Island's document retention schedule.

DISCLAIMER AND SIGNATURE

I certify that my answers are true and complete. I understand that the information contained in this application may be considered, among other criteria, qualifications and/or information, by the City Council in its evaluation for the position being sought. I further understand that should I be appointed to any City of South Padre Island committee, board, or commission, I serve at the pleasure of the South Padre Island City Council and may be removed from said position at any time and for any reason or no reason at all, with or without notice. I also understand that should I be appointed to a City of South Padre Island Board or Commission, I must be responsible for a creditable record of attendance and performance. I also understand that I shall complete the requirements for the Open Meetings Act Training as mandated by South Padre Island Resolution No. 2012-09 within 90 days of appointment. If this application leads to my appointment to a position on a City of South Padre Island Committee, Board or Commission, I understand that false or misleading information in my application may result in my removal from the position.

Gloria Ruel

Signature

8-14-19

Date

Shoreline Task Force

CANDIDATE APPLICATION FORM
FOR COUNCIL-APPOINTED BOARDS, COMMITTEES & COMMISSIONS

Information disclosed on this application or any other attached document may be disclosed in public meetings. Please print clearly.

Board Preference 1: Shoreline Task Force

Board Preference 2:

Do you currently serve on another Committee, Board, etc. – if so, please specify: NO

Name: Colleen Beumel

Home Address: 106B W. Capricorn

City: South Padre Island Zip: 78597 Mailing: PO Box: 3484

Telephone: (630) 624-9896 Fax: N/A

E-Mail: CKBEUMEL@gmail.com

Profession: Manager

Business Name: Coral Reef

Business Address: 5301 Padre Blvd.

City: South Padre Island State: TX Zip: 78597

Business Telephone: (956) 761-1813

Business E-Mail: same

Special Knowledge or Experience applicable to City Committee Function: I have lived on SPI for 7 years and take great pride in our little slice of paradise. I'm the general manager at a local bar and would enjoy volunteering my time for the community.

Other Information (Civic Activities): Christmas Parade Committee 2017 + 2018, Volunteered at Laguna Madre Boys + Girls club 2014, Helped w/ 4th July Parade 2014, 2015, 2016, 2017

I verify that the information I have provided in this application to be true and correct. I also acknowledge that this information may be made available to the public.

Colleen Beumel — Signature

8/14/19 — Date

PLEASE RETURN COMPLETED APPLICATION TO THE CITY SECRETARY'S OFFICE, CITY OF SOUTH PADRE ISLAND, 4601 PADRE BLVD., SOUTH PADRE ISLAND, TX 78597; EMAIL SHILL@MYSPI.ORG OR FAX 956-761-3888.

Revised 10-24-17

20-10

City of South Padre Island – Committees, Boards and Commissions Questionnaire
4601 Padre Blvd., South Padre Island, TX 78597 Phone: 956/761-6456 Fax: 956/761-3888

APPLICANT INFORMATION

Last Name: Beumel First: Colleen M.I.: K. Date: 8/13/19

Street Address: 106 W. Capricorn Apartment/Unit #: B

City: South Padre Island State: TX Zip: 78597

Phone: (630) 624-9896 E-mail Address: CKBEUMEL@gmail.com

Occupation (Place of Business): General Mgr. Coral Reef Phone: (956) 761-1813

Are you a citizen of the United States? Yes ☒ No ☐

Have you ever been convicted of a felony? Yes ☐ No ☒ If yes, please explain

Have you ever been convicted of, received probation or deferred adjudication for any offense that was not a felony? Yes ☐ No ☒ If yes, please explain:

Do you have a current Driver's License? Yes ☒ No ☐

Have you been a resident of the City of South Padre Island for at least six (6) months prior to the date of application? Yes ☒ No ☐

If qualified, are you a registered South Padre Island voter? Yes ☒ No ☐

Are you an adversary party to pending litigation against the City of South Padre Island? Have you ever been an adversary part to litigation against the City of South Padre Island? Yes ☐ No ☒ If yes, please explain:

Are you an employee or a business associate of either an adversary party or a representative of an adversary party in any past or pending litigation against the City of South Padre Island, other than an eminent domain proceeding? Yes ☐ No ☒ If yes, please explain:

Are you an employee or a business associate of either an adversary party or a representative of an adversary party that has a pecuniary interest in any past or pending litigation or claim against the City of South Padre Island, other than an eminent domain proceeding? Yes ☐ No ☒ If yes, please explain:

Are you in arrears on any City of South Padre Island taxes, water service charge or other obligations owned to the City of South Padre Island? Yes ☐ No ☒ If yes, please explain:

Revised 10-24-17

20-11

Provide All Information Requested: INCOMPLETE APPLICATIONS WILL NOT BE CONSIDERED FOR COMMITTEE, BOARD OR COMMISSION OPPORTUNITIES. Your complete application form will be maintained in our active files for six (6) months from the date of the application. I understand that should I not be appointed to the City of South Padre Island committee, board or commission, this application and any other records obtained, collected or otherwise prepared regarding this application shall be maintained in accordance with the Texas Public Information Act and the City of South Padre Island's document retention schedule.

DISCLAIMER AND SIGNATURE

I certify that my answers are true and complete. I understand that the information contained in this application may be considered, among other criteria, qualifications and/or information, by the City Council in its evaluation for the position being sought. I further understand that should I be appointed to any City of South Padre Island committee, board, or commission, I serve at the pleasure of the South Padre Island City Council and may be removed from said position at any time and for any reason or no reason at all, with or without notice. I also understand that should I be appointed to a City of South Padre Island Board or Commission, I must be responsible for a creditable record of attendance and performance. I also understand that I shall complete the requirements for the Open Meetings Act Training as mandated by South Padre Island Resolution No. 2012-09 within 90 days of appointment. If this application leads to my appointment to a position on a City of South Padre Island Committee, Board or Commission, I understand that false or misleading information in my application may result in my removal from the position.

Signature

8/13/19
Date

20-12

CANDIDATE APPLICATION FORM
FOR COUNCIL-APPOINTED BOARDS, COMMITTEES & COMMISSIONS

Information disclosed on this application or any other attached document may be disclosed in public meetings.
Please print clearly. Shoreline TASK Force

Board Preference 1: E.D.C.

Board Preference 2: Special Events

Do you currently serve on another Committee, Board, etc. – if so, please specify: _____

Name: Michael Shawn Sularz

Home Address: 110 E. Esperanza

City: South Padre Island Zip: 78597 Mailing: P.O. Box 2358

Telephone: (956) 266-0212 Fax: _____

E-Mail: mika104spi@Aol.com

Profession: Restaurant Owner - Photographer

Business Name: D Pizza Joint

Business Address: 2413 Padre Blvd.

City: South Padre Island State: Texas Zip: 78597

Business Telephone: (956) 761-7995

Business E-Mail: mika104spi@Aol.com

Special Knowledge or Experience applicable to City Committee Function:

Resident of South Padre Island for 41 years
Owner/Operator of an Island Business for over 36 years
Dealing in many events and many functions through the decades.

Other Information (Civic Activities): Endless support for all things South Padre Island and its surrounding areas,
SPI Kats, Capture of South Padre Island and the RGV

I verify that the information I have provided in this application to be true and correct. I also acknowledge that this information may be made available to the public.

Signature _____ Date 7/22/19

PLEASE RETURN COMPLETED APPLICATION TO THE CITY SECRETARY'S OFFICE, CITY OF SOUTH PADRE ISLAND, 4601 PADRE BLVD., SOUTH PADRE ISLAND, TX 78597; EMAIL SHILL@MYSPI.ORG OR FAX 956-761-3888.

Revised 10-24-17

20-13

City of South Padre Island – Committees, Boards and Commissions Questionnaire
4601 Padre Blvd., South Padre Island, TX 78597 Phone: 956/761-6456 Fax: 956/761-3888

APPLICANT INFORMATION

Last Name: Suarez First: Michael M.I.: S Date:

Street Address: 110 E. Esperanza Apartment/Unit #:

City: South Padre Island State: Texas Zip: 78597

Phone: (956) 266-0212 E-mail Address: mika104spi@Aol.com

Occupation (Place of Business): D'Pizza Joint Phone: (956) 761-7995

Are you a citizen of the United States? Yes ☒ No ☐

Have you ever been convicted of a felony? Yes ☐ No ☒ If yes, please explain

Have you ever been convicted of, received probation or deferred adjudication for any offense that was not a felony? Yes ☐ No ☒ If yes, please explain:

Do you have a current Driver's License? Yes ☒ No ☐

Have you been a resident of the City of South Padre Island for at least six (6) months prior to the date of application? Yes ☒ No ☐

If qualified, are you a registered South Padre Island voter? Yes ☒ No ☐

Are you an adversary party to pending litigation against the City of South Padre Island? Have you ever been an adversary part to litigation against the City of South Padre Island? Yes ☐ No ☒ If yes, please explain:

Are you an employee or a business associate of either an adversary party or a representative of an adversary party in any past or pending litigation against the City of South Padre Island, other than an eminent domain proceeding? Yes ☐ No ☒ If yes, please explain:

Are you an employee or a business associate of either an adversary party or a representative of an adversary party that has a pecuniary interest in any past or pending litigation or claim against the City of South Padre Island, other than an eminent domain proceeding? Yes ☐ No ☒ If yes, please explain:

Are you in arrears on any City of South Padre Island taxes, water service charge or other obligations owned to the City of South Padre Island? Yes ☐ No ☒ If yes, please explain:

20-14

Provide All Information Requested: INCOMPLETE APPLICATIONS WILL NOT BE CONSIDERED FOR COMMITTEE, BOARD OR COMMISSION OPPORTUNITIES. Your complete application form will be maintained in our active files for six (6) months from the date of the application. I understand that should I not be appointed to the City of South Padre Island committee, board or commission, this application and any other records obtained, collected or otherwise prepared regarding this application shall be maintained in accordance with the Texas Public Information Act and the City of South Padre Island's document retention schedule.

DISCLAIMER AND SIGNATURE

I certify that my answers are true and complete. I understand that the information contained in this application may be considered, among other criteria, qualifications and/or information, by the City Council in its evaluation for the position being sought. I further understand that should I be appointed to any City of South Padre Island committee, board, or commission, I serve at the pleasure of the South Padre Island City Council and may be removed from said position at any time and for any reason or no reason at all, with or without notice. I also understand that should I be appointed to a City of South Padre Island Board or Commission, I must be responsible for a creditable record of attendance and performance. I also understand that I shall complete the requirements for the Open Meetings Act Training as mandated by South Padre Island Resolution No. 2012-09 within 90 days of appointment. If this application leads to my appointment to a position on a City of South Padre Island Committee, Board or Commission, I understand that false or misleading information in my application may result in my removal from the position.

Signature

Date 7/22/19

Special Events Committee

20-16

CANDIDATE APPLICATION FORM FOR COUNCIL-APPOINTED BOARDS, COMMITTEES & COMMISSIONS

Information disclosed on this application or any other attached document may be disclosed in public meetings. Please print clearly.

Board Preference 1: Special Events Committee

Board Preference 2:

Do you currently serve on another Committee, Board, etc. – if so, please specify: No

Name: George Block

Home Address: 8200 Breakers Blvd.

City: South Padre Island Zip: 78597 Mailing : PO Box 3700

Telephone: 210-912-3535 Fax:

E-Mail: georgeblock511@yahoo.com

Profession: Retired

Business Name:

Business Address:

City: State: Zip:

Business Telephone:

Business E-Mail:

Special Knowledge or Experience applicable to City Committee Function:

I was previously on the Special Events Subcommittee and I started the Sports Commission for the City of San Antonio.

Other Information (Civic Activities): Treasurer, POWC-PAC

I verify that the information I have provided in this application to be true and correct. I also acknowledge that this information may be made available to the public.

Signature 18 July 2019 Date

PLEASE RETURN COMPLETED APPLICATION TO THE CITY SECRETARY'S OFFICE, CITY OF SOUTH PADRE ISLAND, 4601 PADRE BLVD., SOUTH PADRE ISLAND, TX 78597; EMAIL SHILL@MYSPI.ORG OR FAX 956-761-3888.

Revised 10-24-17

20-17

City of South Padre Island – Committees, Boards and Commissions Questionnaire
4601 Padre Blvd., South Padre Island, TX 78597 Phone: 956/761-6456 Fax: 956/761-3888

APPLICANT INFORMATION

Last Name: _____ First: _____ M.I.: _____ Date:

Street Address: _____ Apartment/Unit #: _____

City: State: Zip: _____

Phone: _____ E-mail Address: _____

Occupation (Place of Business): Phone:

Are you a citizen of the United States? Yes ☐ No ☐

Have you ever been convicted of a felony? Yes ☐ No ☐ If yes, please explain _____

Have you ever been convicted of, received probation or deferred adjudication for any offense that was not a felony? Yes ☐ No ☐ If yes, please explain: _____

Do you have a current Driver's License? Yes ☐ No ☐

Have you been a resident of the City of South Padre Island for at least six (6) months prior to the date of application? Yes ☐ No ☐

If qualified, are you a registered South Padre Island voter? Yes ☐ No ☐

Are you an adversary party to pending litigation against the City of South Padre Island? Have you ever been an adversary part to litigation against the City of South Padre Island? Yes ☐ No ☐ If yes, please explain:

Are you an employee or a business associate of either an adversary party or a representative of an adversary party in any past or pending litigation against the City of South Padre Island, other than an eminent domain proceeding? Yes ☐ No ☐ If yes, please explain:

Are you an employee or a business associate of either an adversary party or a representative of an adversary party that has a pecuniary interest in any past or pending litigation or claim against the City of South Padre Island, other than an eminent domain proceeding? Yes ☐ No ☐ If yes, please explain:

Are you in arrears on any City of South Padre Island taxes, water service charge or other obligations owned to the City of South Padre Island? Yes ☐ No ☐ If yes, please explain:

20-18

Provide All Information Requested: INCOMPLETE APPLICATIONS WILL NOT BE CONSIDERED FOR COMMITTEE, BOARD OR COMMISSION OPPORTUNITIES. Your complete application form will be maintained in our active files for six (6) months from the date of the application. I understand that should I not be appointed to the City of South Padre Island committee, board or commission, this application and any other records obtained, collected or otherwise prepared regarding this application shall be maintained in accordance with the Texas Public Information Act and the City of South Padre Island's document retention schedule.

DISCLAIMER AND SIGNATURE

I certify that my answers are true and complete. I understand that the information contained in this application may be considered, among other criteria, qualifications and/or information, by the City Council in its evaluation for the position being sought. I further understand that should I be appointed to any City of South Padre Island committee, board, or commission, I serve at the pleasure of the South Padre Island City Council and may be removed from said position at any time and for any reason or no reason at all, with or without notice. I also understand that should I be appointed to a City of South Padre Island Board or Commission, I must be responsible for a creditable record of attendance and performance. I also understand that I shall complete the requirements for the Open Meetings Act Training as mandated by South Padre Island Resolution No. 2012-09 within 90 days of appointment. If this application leads to my appointment to a position on a City of South Padre Island Committee, Board or Commission, I understand that false or misleading information in my application may result in my removal from the position.

Signature

Date

CANDIDATE APPLICATION FORM FOR COUNCIL-APPOINTED BOARDS, COMMITTEES & COMMISSIONS

Information disclosed on this application or any other attached document may be disclosed in public meetings. Please print clearly.

Board Preference 1: SPECIAL EVENT COMMITTEE,

Board Preference 2:

Name: ANDY HANCOCK

Home Address: 26156 TED HUNT ROAD

City: LOS FRESNOS Zip: 78566 SPI Resident: 12 years previously?

Telephone: 956 433 9948 Fax:

E-Mail: SANDCASTLELESSONS@GMAIL.COM.

Profession: SCULPTOR

Business Name: SANDCASTLE LESSONS /

Business Address: AS ABOVE & PEARL HOTEL

City: State: Zip:

Business Telephone:

Business E-Mail:

Special Knowledge or Experience applicable to City Committee Function:

EVENT ORGANISOR CO-ORDINATOR & VOLUNTEER FOR 15 YRS, MEDIA & MARKETING BRIDGE BUILDER.

Other Information (Civic Activities): OUTDOOR LOGISTICS SPECIALIST HAVE BEEN INVOLVED IN MAKING & INSTALLING LARGE SCALE SCULPTURE WORLDWIDE

I verify that the information I have provided in this application to be true and correct. I also acknowledge that this information may be made available to the public.

Signature

July 15th 2019

Date

PLEASE RETURN COMPLETED APPLICATION TO THE CITY SECRETARY'S OFFICE, CITY OF SOUTH PADRE ISLAND, 4601 PADRE BLVD., SOUTH PADRE ISLAND, TX 78597; EMAIL SHILL@MYSPI.ORG OR FAX 956-761-3888.

Revised 5-16-13

20-20

City of South Padre Island – Committees, Boards and Commissions Questionnaire

4601 Padre Blvd.
South Padre Island, TX 78597

Phone: 956/761-6456
Fax: 956/761-3888

APPLICANT INFORMATION

Last Name: HANCOCK First: ANDY M.I.: P Date: MARCH 15 1961

Street Address: 26156 TED HUNT RD Apartment/Unit #:

City: LOS FRESNOS State: TX Zip: 78566

Phone: 956 438 9948 E-mail Address: SANDCASTLELESSONS@GMAIL.COM

Occupation (Place of Business): SCULPTOR Phone: 956 4339948

Are you a citizen of the United States? Yes ☑ No ☐

Have you ever been convicted of a felony? Yes ☐ No ☑ If yes, please explain

Have you ever been convicted of, received probation or deferred adjudication for any offense that was not a felony? Yes ☐ No ☑ If yes, please explain:

Do you have a current Driver's License? Yes ☑ No ☐

Have you been a resident of the City of South Padre Island for at least six (6) months prior to the date of application? Yes ☐ No ☑ PREVIOUS 12 YEARS

If qualified, are you a registered South Padre Island voter? Yes ☐ No ☑

Are you an adversary party to pending litigation against the City of South Padre Island? Have you ever been an adversary part to litigation against the City of South Padre Island? Yes ☐ No ☑ If yes, please explain:

Are you an employee or a business associate of either an adversary party or a representative of an adversary party in any past or pending litigation against the City of South Padre Island, other than an eminent domain proceeding? Yes ☐ No ☑ If yes, please explain:

Are you an employee or a business associate of either an adversary party or a representative of an adversary party that has a pecuniary interest in any past or pending litigation or claim against the City of South Padre Island, other than an eminent domain proceeding? Yes ☐ No ☑ If yes, please explain:

Are you in arrears on any City of South Padre Island taxes, water service charge or other obligations owned to the City of South Padre Island? Yes ☐ No ☑ If yes, please explain:

Provide All Information Requested: INCOMPLETE APPLICATIONS WILL NOT BE CONSIDERED FOR COMMITTEE, BOARD OR COMMISSION OPPORTUNITIES. Your complete application form will be maintained in our active files for six (6) months from the date of the application. I understand that should I not be appointed to the City of South Padre Island committee, board or commission, this application and any other records obtained, collected or otherwise prepared regarding this application shall be maintained in accordance with the Texas Public Information Act and the City of South Padre Island's document retention schedule.

Revised 5-16-13

20-21

DISCLAIMER AND SIGNATURE

I certify that my answers are true and complete. I understand that the information contained in this application may be considered, among other criteria, qualifications and/or information, by the City Council in its evaluation for the position being sought. I further understand that should I be appointed to any City of South Padre Island committee, board, or commission, I serve at the pleasure of the South Padre Island City Council and may be removed from said position at any time and for any reason or no reason at all, with or without notice. I also understand that should I be appointed to a City of South Padre Island Board or Commission, I must be responsible for a creditable record of attendance and performance. I also understand that I shall complete the requirements for the Open Meetings Act Training as mandated by South Padre Island Resolution No. 2012-09 within 90 days of appointment. If this application leads to my appointment to a position on a City of South Padre Island Committee, Board or Commission, I understand that false or misleading information in my application may result in my removal from the position.

Signature

July 18th 2019
Date

previous events experienced

SANDCASTLE DAYS - Plom 2005/2010.
FIESTA PADRE, - 2015
Spring Beach. (Rockstar.)
Corporate Team Building
BEACH CLEAN UPS (BAREFOOT WINE SPONSOR)
SAND CASTLE TRAIL
LARGEST OUTDOOR SANDCASTLE IN USA!
SANDCASTLE WORLD CHAMPIONSHIPS (FLORIDA)
NORTH AMERICAN CHAMPIONSHIPS. (") FT MYERS
CREW & PARTICIPANT.

Revised 5-16-13

7 International Symposia - WORLDWIDE!

20-22

CANDIDATE APPLICATION FORM
FOR COUNCIL-APPOINTED BOARDS, COMMITTEES & COMMISSIONS

Information disclosed on this application or any other attached document may be disclosed in public meetings. Please print clearly.

Board Preference 1: Special events

Board Preference 2: CVA

Do you currently serve on another Committee, Board, etc. – if so, please specify: _____

Name: Christian Hasbun

Home Address: 101 E Morningside Drive

City: South Padre Island Zip: 78597 Mailing : _____

Telephone: 9563304720 Fax: _____

E-Mail: kellys.pub.spi@gmail.com

Profession: Business Owner

Business Name: Kellys Irish Pub

Business Address: 101 E Morningside Drive

City: South Padre Island State: Texas Zip: 78597

Business Telephone: 956 433 5380

Business E-Mail: kellys.Pub.spi@gmail.com

Special Knowledge or Experience applicable to City Committee Function: 10 yrs in the Hospitality Industry, Masters Degree in Business,

Other Information (Civic Activities): SPI Chamber of Commerce Board of Directors

I verify that the information I have provided in this application to be true and correct. I also acknowledge that this information may be made available to the public.

Signature _____ Date 7/9/19

PLEASE RETURN COMPLETED APPLICATION TO THE CITY SECRETARY'S OFFICE, CITY OF SOUTH PADRE ISLAND, 4601 PADRE BLVD., SOUTH PADRE ISLAND, TX 78597; EMAIL SHILL@MYSPI.ORG OR FAX 956-761-3888.

Revised 10-24-17

20-23

City of South Padre Island – Committees, Boards and Commissions Questionnaire
4601 Padre Blvd., South Padre Island, TX 78597 Phone: 956/761-6456 Fax: 956/761-3888

APPLICANT INFORMATION

Last Name: Hasban First: Christian M.I.: Date: 7/7/19

Street Address: 101 E Morningside Drive Apartment/Unit #:

City: South Padre Island State: Texas Zip: 78597

Phone: 956 3304720 E-mail Address: kellys.pub.spi@gmail.com

Occupation (Place of Business): Kellys Irish Pub Phone: 956 433 5380

Are you a citizen of the United States? Yes ☐ No ☒ Permanent Resident

Have you ever been convicted of a felony? Yes ☐ No ☒ If yes, please explain

Have you ever been convicted of, received probation or deferred adjudication for any offense that was not a felony? Yes ☐ No ☒ If yes, please explain:

Do you have a current Driver's License? Yes ☒ No ☐

Have you been a resident of the City of South Padre Island for at least six (6) months prior to the date of application? Yes ☒ No ☐

If qualified, are you a registered South Padre Island voter? Yes ☐ No ☒

Are you an adversary party to pending litigation against the City of South Padre Island? Have you ever been an adversary part to litigation against the City of South Padre Island? Yes ☐ No ☒ If yes, please explain:

Are you an employee or a business associate of either an adversary party or a representative of an adversary party in any past or pending litigation against the City of South Padre Island, other than an eminent domain proceeding? Yes ☐ No ☒ If yes, please explain:

Are you an employee or a business associate of either an adversary party or a representative of an adversary party that has a pecuniary interest in any past or pending litigation or claim against the City of South Padre Island, other than an eminent domain proceeding? Yes ☐ No ☒ If yes, please explain:

Are you in arrears on any City of South Padre Island taxes, water service charge or other obligations owned to the City of South Padre Island? Yes ☐ No ☒ If yes, please explain:

Revised 10-24-17

20-24

Provide All Information Requested: INCOMPLETE APPLICATIONS WILL NOT BE CONSIDERED FOR COMMITTEE, BOARD OR COMMISSION OPPORTUNITIES. Your complete application form will be maintained in our active files for six (6) months from the date of the application. I understand that should I not be appointed to the City of South Padre Island committee, board or commission, this application and any other records obtained, collected or otherwise prepared regarding this application shall be maintained in accordance with the Texas Public Information Act and the City of South Padre Island's document retention schedule.

DISCLAIMER AND SIGNATURE

I certify that my answers are true and complete. I understand that the information contained in this application may be considered, among other criteria, qualifications and/or information, by the City Council in its evaluation for the position being sought. I further understand that should I be appointed to any City of South Padre Island committee, board, or commission, I serve at the pleasure of the South Padre Island City Council and may be removed from said position at any time and for any reason or no reason at all, with or without notice. I also understand that should I be appointed to a City of South Padre Island Board or Commission, I must be responsible for a creditable record of attendance and performance. I also understand that I shall complete the requirements for the Open Meetings Act Training as mandated by South Padre Island Resolution No. 2012-09 within 90 days of appointment. If this application leads to my appointment to a position on a City of South Padre Island Committee, Board or Commission, I understand that false or misleading information in my application may result in my removal from the position.

Signature 7/7/19

Date

Revised 10-24-17

20-25

CAND IDATE A P P L I C AT I O N F O R M

FOR COUNCIL-APPOINTED BOARDS, COMMITTEES & COMMISSIONS

Information disclosed on this application or any other attached document may be disclosed in public meetings. Please print clearly.

Board Preference 1: Special Events Committee

Board Preference 2:

Name: Jackie Reeves

Home Address: 718 Yturria

City:Port Isabel, TX. Zip:78598 SPI Resident:17 years

Telephone:956-371-8834 Fax:

E-Mail:southpadrephotos@gmail.com

Profession: Photography – website design – social media marketing

Business Name:South Padre Network

Business Address:2216 Padre Blvd. #54

City:South Padre Island, TX.78597

Business E-Mail:southpadrephotos@gmail.com

Special Knowledge or Experience applicable to City Committee Function: I have been involved with special events on the island for the past 17 years, photos, video, and live HD webcams to prompt this island for my website customers.

Other Information (Civic Activities):Covering event with photos and video like the ground breaking of the new city park, the ground breaking for Sea Turtle Inc. new building, the ground breaking and

20-26

implosion of Ocean Towners. Photos of the annual Christmas Parade, Light Boat Parade and many other business and private events.

I verify that the information I have provided in this application to be true and correct. I also acknowledge that this information may be made available to the public.

Signature Date

PLEASE RETURN COMPLETED APPLICATION TO THE CITY SECRETARY'S OFFICE, CITY OF SOUTH PADRE ISLAND, 4601 PADRE BLVD., SOUTH PADRE ISLAND, TX 78597; EMAIL SHILL@MYSPI.ORG OR FAX 956-761-3888.

outhRzd2e
ISLAND, TEXAS

City of South Padre Island — Committees, Boards and Commissions Questionnaire

4601 Padre Blvd. Phone: 956/761-6456

South Padre Island, TX 78597 Fax: 956/761-3888

APPLICANT INFORMATION

Last Name: Reeves Jackie

Street Address: 718 Yturria Apartment/Unit #:

City:Port Isabel State:TX. Zip:78598

Phone:956-371-8834 E-mail Address:southpadrephotos@gmail.com

Occupation (Place of Business):South Padre Network owner phone:956-371-8834

Are you a citizen of the United States? YesÜx NO ☐

Have you ever been convicted of a felony? NOX

Have you ever been convicted of, received Yes D If yes, probation or deferred adjudication for any No please offense that was not a felony? explain:

Revised 7-16-13

20-27

Do you have a current Driver's License? Yes-x No

Have you been a resident of the City of South Padre Island for at least six (6) months prior to the date of application? Yes No

qualified, are you a registered South Padre Island voter? Yes No

Are you an adversary party to pending litigation against the City of South Padre Island? Have you ever been an adversary part to litigation against the City of South Padre Island? ~~Yes~~ No If yes, please explain:

Are you an employee or a business associate of either an adversary party or a representative of an adversary party in any past or pending litigation against the City of South Padre Island, other than an eminent domain proceeding? es No [Z If yes, please explain:

Are you an employee or a business associate of either an adversary party or a representative of an adversary party that has a pecuniary interest in any past or pending litigation or claim against the City of South Padre Island, other than an eminent domain proceeding? ~~Yes~~ No If yes, please explain:

Are you in arrears on any City of South Padre Island taxes, water service charge or other obligations owned to the City of South Padre Island? ~~Yes~~ No If yes, please explain.

Provide All Information Requested: INCOMPLETE APPLICATIONS WILL NOT BE CONSIDERED FOR COMMITTEE, BOARD OR COMMISSION OPPORTUNITIES. Your complete application form will be maintained in our active files for six (6) months from the date of the application. I understand that should I not be appointed to the City of South Padre Island committee, board or commission, this application and any other records obtained, collected or otherwise prepared regarding this application shall be maintained in accordance with the Texas Public Information Act and the City of South Padre Island's document retention schedule.

DISCLAIMER AND SIGNATURE

I certify that my answers are true and complete. I understand that the information contained in this application may be considered, among other criteria, qualifications and/or information, by the City Council in its evaluation for the position being sought. I further understand that should I be appointed to any City of South Padre Island committee, board, or commission, I serve at the pleasure of the South Padre Island City Council and may be removed from said position at any time and for any reason or no reason at all, with or without notice. I also understand that should I be appointed to a City of South Padre Island Board or Commission, I must be responsible for a creditable record of attendance and performance. I also understand that I shall complete the requirements for the Open Meetings Act Training as mandated by South Padre Island Resolution No. 2012-09 within 90 days of appointment. If this application

leads to my appointment to a position on a City of South Padre Island Committee, Board or Commission, I understand that false or misleading information in my application may result in my

removal from the position.

Signature

8-15-19

Date

CANDIDATE APPLICATION FORM
FOR COUNCIL-APPOINTED BOARDS, COMMITTEES & COMMISSIONS

Information disclosed on this application or any other attached document may be disclosed in public meetings. Please print clearly.

Board Preference 1: Keep South Padre Island Beautiful

Board Preference 2: Shoreline

Do you currently serve on another Committee, Board, etc. – if so, please specify: _____

Name: Tonya Tallard

Home Address: 127 E. Morningside Dr. #1301

City: South Padre Island Zip: TX Mailing: PO Box 2532

Telephone: 608-697-1491 Fax: _____

E-Mail: tonya@monsterjanitorial.com

Profession: Business Owner

Business Name: Monster Janitorial LLC

Business Address: 4701 Padre Blvd #2532

City: South Padre Island State: TX Zip: 78597

Business Telephone: 956-772-4842

Business E-Mail: Same

Special Knowledge or Experience applicable to City Committee Function:

Distributor of commercial cleaning equipment and looking to expand to selling supplies locally.

Other Information (Civic Activities): Beach Cleanups & environmental research.

I verify that the information I have provided in this application to be true and correct. I also acknowledge that this information may be made available to the public.

Signature: Tonya Tallard Date: 7/22/19

PLEASE RETURN COMPLETED APPLICATION TO THE CITY SECRETARY'S OFFICE, CITY OF SOUTH PADRE ISLAND, 4601 PADRE BLVD., SOUTH PADRE ISLAND, TX 78597; EMAIL SHILL@MYSPI.ORG OR FAX 956-761-3888.

Revised 10-24-17

20-30

South Padre ISLAND

City of South Padre Island – Committees, Boards and Commissions Questionnaire
4601 Padre Blvd., South Padre Island, TX 78597 Phone: 956/761-6456 Fax: 956/761-3888

APPLICANT INFORMATION

Last Name: Tallard First: Tonya M.I.: L Date: DOB 06/21/81
Street Address: 127 E Morningside Dr # Apartment/Unit #: 1301
City: South Padre Island State: TX Zip: 78597
Phone: 608-697-1491 E-mail Address: tonya@monsterjanitorial.com
Occupation (Place of Business): Monster Janitorial Phone: 956-772-4842

Are you a citizen of the United States? Yes ☒ No ☐

Have you ever been convicted of a felony? Yes ☐ No ☒ If yes, please explain

Have you ever been convicted of, received probation or deferred adjudication for any offense that was not a felony? Yes ☒ No ☐ If yes, please explain: Disorderly Conduct - 2016 Possession of a controlled substance - 2014 DUI - 2012 *all misdemeanors

Do you have a current Driver's License? Yes ☒ No ☐

Have you been a resident of the City of South Padre Island for at least six (6) months prior to the date of application? Yes ☒ No ☐

If qualified, are you a registered South Padre Island voter? Yes ☒ No ☐

Are you an adversary party to pending litigation against the City of South Padre Island? Have you ever been an adversary part to litigation against the City of South Padre Island? Yes ☐ No ☒ If yes, please explain:

Are you an employee or a business associate of either an adversary party or a representative of an adversary party in any past or pending litigation against the City of South Padre Island, other than an eminent domain proceeding? Yes ☐ No ☒ If yes, please explain:

Are you an employee or a business associate of either an adversary party or a representative of an adversary party that has a pecuniary interest in any past or pending litigation or claim against the City of South Padre Island, other than an eminent domain proceeding? Yes ☐ No ☒ If yes, please explain:

Are you in arrears on any City of South Padre Island taxes, water service charge or other obligations owned to the City of South Padre Island? Yes ☐ No ☒ If yes, please explain:

Provide All Information Requested: INCOMPLETE APPLICATIONS WILL NOT BE CONSIDERED FOR COMMITTEE, BOARD OR COMMISSION OPPORTUNITIES. Your complete application form will be maintained in our active files for six (6) months from the date of the application. I understand that should I not be appointed to the City of South Padre Island committee, board or commission, this application and any other records obtained, collected or otherwise prepared regarding this application shall be maintained in accordance with the Texas Public Information Act and the City of South Padre Island's document retention schedule.

DISCLAIMER AND SIGNATURE

I certify that my answers are true and complete. I understand that the information contained in this application may be considered, among other criteria, qualifications and/or information, by the City Council in its evaluation for the position being sought. I further understand that should I be appointed to any City of South Padre Island committee, board, or commission, I serve at the pleasure of the South Padre Island City Council and may be removed from said position at any time and for any reason or no reason at all, with or without notice. I also understand that should I be appointed to a City of South Padre Island Board or Commission, I must be responsible for a creditable record of attendance and performance. I also understand that I shall complete the requirements for the Open Meetings Act Training as mandated by South Padre Island Resolution No. 2012-09 within 90 days of appointment. If this application leads to my appointment to a position on a City of South Padre Island Committee, Board or Commission, I understand that false or misleading information in my application may result in my removal from the position.

Jonya Jallard
Signature

7/22/19
Date

Item No. 21

CITY OF SOUTH PADRE ISLAND
CITY COUNCIL MEETING
AGENDA REQUEST FORM

MEETING DATE: August 21, 2019

NAME & TITLE: Ed Caum, CVB Director

DEPARTMENT: Convention & Visitors Bureau

ITEM

Discussion and action to approve the renewal of Arrivalist agreement in the amount of $105,800 and authorize the City Manager to execute the agreement with Arrivalist.

ITEM BACKGROUND

Arrivalist technology will measure the marketing effectiveness of all digital advertising for South Padre Island. It will also provide analytics showing traveler behavior to track length of stay, time spent at points of interest within the city and travel and time-to-arrival booking patterns.

BUDGET/FINANCIAL SUMMARY

02-594-0530 Marketing Budget

COMPREHENSIVE PLAN GOAL

The City shall establish marketing strategies to make the City a highly competitive destination for regional, national, and international visitors (Strategy 2.1.1.2).

LEGAL REVIEW

Sent to Legal:	YES: X	NO: _____
Approved by Legal:	YES: X	NO: _____

RECOMMENDATIONS/COMMENTS

Approve agreement.

Arrivalist Co
P.O. BOX 230199
New York, NY 10023
info@arrivalist.com
+1 646 964 5221

August 6, 2019

Renewal Addendum
to
Letter of Agreement between Arrivalist and South Padre Island Convention & Visitors Bureau

This Renewal Addendum ("**Addendum**") to the Letter of Agreement between South Padre Island Convention & Visitors Bureau ("**Destination Marketer**") and Arrivalist Co. ("**Arrivalist**") is made effective as of October 1, 2019 ("**Effective Date**"). Arrivalist and Destination Marketer may be referred to in this Addendum individually as a "Party" or collectively as "Parties."

WHEREAS, Arrivalist and Destination Marketer are parties to the Letter of Agreement between Arrivalist and South Padre Island Convention & Visitors Bureau dated March 2018 which governs Arrivalist providing advertisement monitoring and targeting services to Destination Marketer (the "**Agreement**"), and the Parties wish to amend the Agreement to (i) renew the Term, (ii) update pricing.

NOW, THEREFORE, for good and valuable consideration, the adequacy and receipt of which is hereby acknowledged, and intending to be legally bound hereby, the Parties do hereby agree as follows:

1. Definitions. All capitalized terms used but not defined herein shall have the meanings ascribed in the Agreement.

2. Term. Section 1 (Term) is deleted in its entirety and replaced with the following:

   The Agreement shall Any provision of the Agreement, which contemplates performance or observance subsequent to termination or expiration of the Agreement will survive termination or expiration of the Agreement and continue in full force and effect.

3. New Pricing. Attachment B is deleted in its entirety and replaced with the Appendix A to this Addendum.

4. Full Force and Effect. Except as expressly modified by this Addendum, the Agreement remains unmodified and in full force and effect and is hereby ratified, confirmed and continued.

5. Execution. This Addendum may be executed in several counterparts all of which when taken together shall constitute a single agreement. The Parties may sign and deliver this Amendment by facsimile transmission and/or Portable Document Format (pdf).

6. Indemnity, The language in paragraph L shall be replaced with the following: Neither Party to this Agreement shall be required to indemnify the other in any claims, options, demands, losses, judgements, fines or expenses (including attorney's fees) arising out of any actual or alleged claim arising out of this Agreement.

7. Choice of Law, The language in paragraph F shall be replaced with the following: This Agreement shall be governed by the State of Texas.

8. Paragraph G, "Dispute Resolution," shall be stricken in its entirety

[SIGNATURE PAGE TO FOLLOW]

21-2

ARRIVALIST

Arrivalist Co
P.O. BOX 230199
New York, NY 10023
info@arrivalist.com
+1 646 964 5221

[SIGNATURE PAGE TO RENEWAL ADDENDUM]

Please confirm your acceptance of the Renewal Addendum by countersigning and returning a copy to Cree Lawson, Arrivalist, P.O. BOX 230199, New York, NY, 10023 or via facsimile to 917 677 8222 or email at cree@arrivalist.com.

Agreed and accepted by Arrivalist

_____

Cree Lawson

President & CEO

Date: _____

Agreed and accepted by Destination Marketer:

_____

Name: _____

Title: _____

Date: _____

Billing Information

First Name: _____

Last Name: _____

Phone Number: _____

Fax Number: _____

Email Address: _____

Billing Address Line 1: _____

Billing Address line 2: _____

City: _____ State: _____ Zip Code: _____

21-3

ARRIVALIST

Arrivalist Co
P.O. BOX 230199
New York, NY 10023
info@arrivalist.com
+1 646 964 5221

APPENDIX A – NEW PRICING

Term: October 1, 2019 – September 30, 2022

- Year 1: October 1, 2019 – September 30, 2020
- Year 2: October 1, 2020 – September 30, 2021
- Year 3: October 1, 2021 – September 30, 2022

Advanced Arrival Monitoring platform measuring arrivals into the South Padre Island area plus 23 POIs within the destination

Year 1: October 1, 2019 – September 30, 2020: $115,000
10% discounted fee for early signing and extended contract
$103,500
Year 2: October 1, 2020 – September 30, 2021: $115,000
10% discounted fee for early signing and extended contract
$103,500
Year 3: October 1, 2021 – September 30, 2022: $115,000
10% discounted fee for early signing and extended contract
$103,500

Discounted fees become due if contract is cancelled prior to end of term.
Additional Points of Interest can be added for $500 per POI, with a minimum commitment of 10 additional arrival zones added each time.

Total Fees: $310,500

Arrivalist will invoice upon execution of this agreement n assigned dates (listed below) and Destination Marketer will remit payment within thirty (30) days of receipt of invoice.
Year 1 will be invoiced on or around October 1, 2019
Year 2 will be invoiced on or around October 1, 2020
Year 3 will be invoiced on or around October 1, 2021

Additional (1 year renewal option) Years

Year 4: October 1, 2020 – September 30, 2023: $115,000
10% discounted fee for early signing and extended contract
$103,500
For 1-year renewal terms Arrivalist withholds the right to increase the fee states above by an amount not to exceed 10% of preceding yearly annual rate.

Year 5: October 1, 2023 – September 30, 2024: $115,000
10% discounted fee for early signing and extended contract
$103,500
For 1-year renewal terms Arrivalist withholds the right to increase the fee states above by an amount not to exceed 10% of preceding yearly annual rate.

Arrivalist will invoice upon execution of this agreement and Destination Marketer will remit payment within thirty (30) days of receipt of invoice
Year 4 will be invoiced on or around October 1, 2022
Year 5 will be invoiced on or around October 1, 2023

21-4