



# ENVIRONMENTAL HEALTH SERVICES DEPARTMENT

HEALTH STATS  
JUNE 2015



PERMIT #	ESTABLISHMENT	ADDRESS	PERMIT FEE	Re-Inspection/Score
6486	Schlitterbahn Bob's Swim Up Bar	33261 State Park RD. 100	\$100.00	100
6487	Schlitterbahn Beachcombers Café	33261 State Park RD. 100	\$100.00	95
6488	Schlitterbahn North Beach Bar and Grill	33261 State Park RD. 100	\$100.00	97
6489	Schlitterbahn BBQ Haus	33261 State Park RD. 100	\$100.00	87
6490	Schlitterbahn Castaway Bar	33261 State Park RD. 100	\$100.00	100
6491	Schlitterbahn Dippin Dots	33261 State Park RD. 100	\$100.00	96
6492	Schlitterbahn Café Fortaleza	33261 State Park RD. 100	\$100.00	100
6493	Schlitterbahn ICEE Hut	33261 State Park RD. 100	\$100.00	100
6494	Schlitterbahn El Jefes	33261 State Park RD. 100	\$100.00	93
6495	Kelly's Irish Pub	101 E. Morningside	\$100.00	90
6496	Bridgepoint La Palapa	334 Padre Blvd.	\$100.00	100
6497	Gabriella's	700 Padre Blvd.	\$100.00	97
6498	Palm Street Pier	204 W. Palm St.	\$100.00	97
6499	Holiday Inn Express Hotel & Suites	6502 Padre Blvd.	\$100.00	100
6500	Dairy Queen	2401 Padre Blvd	\$100.00	100
6501	Tequila Sunset	2305 Laguna Blvd	\$100.00	97
6502	Island Market	5312 Padre Blvd	\$100.00	100
6503	McDonalds	908 Padre Blvd	\$100.00	97
6504	Captain Donut	2500 Padre Blvd	\$100.00	96
6308	Padre Rita Grill	4001 Padre Blvd	Field Investigation	88

New Ownership	1	\$100.00
Total Compliance	9	\$0.00
Field Investigations	1	\$0.00
Farmer's Market Permits	0	\$0.00
Total Temporary Inspections	2	\$10.00
Total Establishment Permits (annual)	16	\$1,600.00
Total Health Inspections	29	\$1,710.00



### Toxoplasma gondii

Toxoplasma is a parasite that causes toxoplasmosis — a disease that can result in serious health problems in individuals who are at high risk for food poisoning: pregnant women, infants, older adults and people with weakened immune systems. Symptoms can be similar to the “flu” and include swollen lymph glands or muscle aches and pains that last for months. Other symptoms affect the eyes causing vision to be reduced or blurred or cause pain, redness or tearing in the eyes.

Sources: Eating undercooked, contaminated meat or using utensils or cutting boards that have had contact with raw meat; coming into contact with feces from an infected cat when cleaning the litter box; or drinking contaminated water. It can also be spread to infants if a mother has become infected before or while pregnant.

Prevention: Cook food to safe temperatures—a food thermometer should be used to ensure food has reached a safe temperature. Also, freeze meat properly; wash fruits and vegetables before peeling, cutting, and eating; avoid unpasteurized dairy products; maintain clean cutting boards; and always wash your hands with soap and water. In addition, use extra caution (such as wearing gloves) when cleaning a cat’s litter box or touching soil in case it is contaminated with cat feces, especially if pregnant or are at a higher risk of getting sick.

<http://homefoodsafety.org/food-poisoning/foodborne-pathogens>



<b>Animal Control Stats</b>	<b>June 2015</b>	<b>May 2015</b>	<b>June 2014</b>
Alligator Concern	0	2	0
Animal Bite/Scratch	0	2	1
Animal Cruelty Concern	7	4	1
Animal Removed from Vehicle, Garage or Other Property	10	8	20
Animals Released to Wild	1	0	7
ANIMALS RELEASED TO FRIEND OF THE ANIMAL/SEALIFE CENTER	13	4	20
Barking Dog Complaint	2	0	1
Barking Dog Violation	0	0	1
Beached/Dead Animal (Signal 0)	10	11	24
Cat or Dog Returned to Owner	7	4	5
Clean Up After Pets	44	24	5
Clean Up After Pets Complaint	22	21	2
Coyote Concern	0	3	0
Injured Animal (s)	6	3	3
Loose Canine or Cats (s)	22	8	12
Lost Canines or Cats	9	3	0
Monitor Trap Set by Code	2	0	23
Owners to Vaccinate	5	4	2
Patrol for Owners Not Cleaning Up After Pets	60	73	131
Raccoons in Trap/Dumpster	0	0	1
Scan Animal for Microchip	6	1	1
Traps Issued or Returned	1	1	3
Traps Set Up by Code Enforcement	1	3	34
Welfare Concern	6	3	1
Follow up on Animal Bite/Scratch	1	1	3
Follow up on Animal Cruelty	3	2	1
Follow up on Cleaning up after Pets	36	20	0
Follow up on Injured Animal	5	1	1
Follow up on Loose Dog or Cat	10	2	3
Follow up on Loose Dog(s) or Cat(s) Complaint	3	2	0
Follow up on Lost Pet	9	2	0
Follow up on Owners to Vaccinate Pet(s)	2	4	1
Follow on Quarantine Case	0	0	4
Follow up on Welfare Concern	2	3	2
<b>TOTALS</b>	<b>314</b>	<b>242</b>	<b>329</b>

## **Dogs and Companionship**

•Dogs are instinctually pack animals. Forcing a dog to live away from its human goes against the dog's most basic instinct. If you doubt this, think of all the whining, barking, clawing dogs you have seen tied alone outside. Abandoned, but chained up, backyard dogs cannot move to comfort, shelter, or companionship. Most often their water and food bowls are empty.

•Dogs can offer people the gifts of steadfast devotion, abiding love, and joyful companionship.

Unless people accept these offerings and take the time to return them in kind, it is best to not to get a dog.

<http://www.americanhumane.org/>

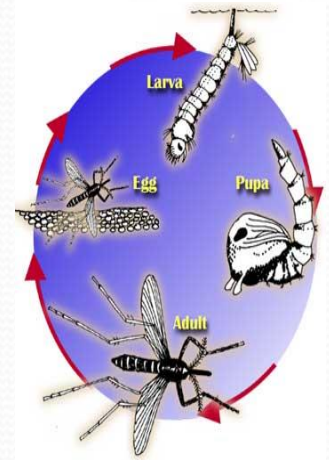


<b>Code Enforcement Stats</b>	<b>June 2015</b>	<b>May 2015</b>	<b>June 2014</b>
Beach Patrol Section C TIME'S X HOURS/ MIN.	49 x 61.45	57 x 85 hrs.	116 hrs. 45 mins.
BFI Bundle/Brush Locations (Sec. 9-17)	39	16	6
Commercial Act on R.O.W. (Sec. 13-18)	1	0	0
Concern citizens/Ordinance Info. (Code 5)	950	446	555
Containers Required Sanitation (Sec. 9-13D)	16	55	15
Damaged Dumpster (Sec. 9-13B)	2	1	1
Debris/Misc. on Roadway Removed	18	53	24
Effluent Discharge (Sec. 10-1)	9	4	6
Enclosures Proper/Screened (Sec. 9-13(B)(5))	1	2	1
Fireworks Prohibited (Sec. 8-4)	0	1	0
Glass on Beach (Sec. 12-7)	16	27	47
Graffiti (Sec. 12-21)	0	0	3
Hotel Room Inspection (Sec. 341.066)	1	1	3
Littering Prohibited (Sec. 9-3)	12	8	56
Lost Child/Adult on the beach	5	6	5
Maintenance of Signs (Sec.15-11 B,C) (15-2)	1	1	1
Monitor for Camping (Sec. 12-3)	0	3	0
Monitor Noises – Loud, Disturbing (Code 11 Sec.12-2)	0	4	0
Monitor Overfilled Dumpster	8	26	0
Open Fire on Public Beach (Sec. 8-7)	1	0	1
Outdoor Displays (Sec. 13-15)	1	0	0
Overfilled Dumpster	5	5	0
Overgrown weeds on commercial property(Sec.4-56)	4	6	2
Owners to maintain clean premises (Sec.9-12)	53	10	11
Patrol by Code 11	1	0	0
Permit for Sign/Banner (Sec. 15-3)	1	1	0
Premises Identification (4-64)	3	0	4
Prohibited Banner/Sign (Sec. 15-5)	2	1	2
Recreational Vehicles/Mobile Equip. (Sec. 20-11C)	3	3	0
Regulation of Shade Devices & Chairs on the Public Beach (13-24)	43	6	0
Required Standards (Sec. 15-2)	1	0	0
Sign Standards (Sec. 15-7)	2	1	0
Soliciting from beach (Sec. 13-17)	1	0	2
Soliciting from R.O.W.	0	1	0
Stagnant Water (Sec. 9-4)	6	5	3
Structure Maintenance (Enforcement)	1	1	0
Survey on Natural Habitat	0	14	0
Vehicle on the Beach (Sec. 18-4)	1	3	1
Water Leak	0	0	2
Weedy Lots (Sec. 9-6)	83	90	67
Weedy Lot Letters	82	90	66
<b>Follow ups:</b>			
Follow up on Address	3	17	3
Follow up on Banners/Signs/Required Signs (Ch. 15)	7	2	2
Follow up on Brush and Debris (Sec. 9-12.1)	25	24	0
Follow up on Damage Dumpster (Sec 9-13B)	1	2	1
Follow up on Dumpsters Required (Sec. 9-13B)	14	5	1
Follow up on Effluent Discharge/Stagnant (Sec. 10-1)	9	4	6
Follow up on Hotel Rooms	1	1	0
Follow up on Littering (Sec 9-3)	9	0	14
Follow up on Noise (Sec. 12-2)	0	4	3
Follow up on Overfilled Dumpsters	3	2	0
Follow up on Property Cleanup (Sec. 9-12)	54	10	9
Follow up on Shade Device Ordinances	0	2	9
Follow up on Stagnant Water (Sec. 10-1)	8	3	3
Follow up on Structure Maintenance	1	1	0
Follow up on Water Leak	0	0	1
Follow up on Weedy Lot/Business with Weedy Lot (Sec. 9-6 & Sec. 4-56)	162	73	152
<b>Total for Follow-Ups</b>	<b>297</b>	<b>148</b>	<b>205</b>
<b>Calls for Service</b>	<b>1725</b>	<b>981</b>	<b>1089</b>
<b>NOTICE OF COMPLY ISSUED</b>	<b>31</b>	<b>20</b>	<b>15</b>
<b>WARNINGS ISSUED</b>	<b>16</b>	<b>11</b>	<b>37</b>
<b>CITATIONS ISSUED</b>	<b>12</b>	<b>19</b>	<b>40</b>



# Mosquito Management Stats

## JUNE 2015



# Represents Amount of Times Performed	JUNE 2015	MAY 2015	JUNE 2014
Altosid/BTI (larviciding)	64	265	2
Adulticide Spraying hrs.	16	10	2
Scheduled for Adulticide	60	60	60
Landing Rate Counts	52	16	7
Mosquito concerns	0	1	0
Training for Spraying	2	2	2
Work done in chemical room	8	8	8
Totals :	202	361	81

### Mosquito Fast Facts

1. In the interest of science, Arctic researchers uncovered their chests, arms, and legs and reported as many as 9000 mosquito bites per person, per minute. At this rate, and unprotected human would lose one half of his blood supply in approximately 2 hours.
2. Some people are more attractive to mosquitoes than others. It is not clear why, but probably has something to do with the 300 odd chemicals produced by the skin.
3. A mosquito can smell the carbon dioxide you exhale from about 60 to 75 feet away.
4. Most mosquitoes do not fly very far from their larval habitat, but the **salt marsh mosquito migrates 75 to 100 miles** over the course of its life.

[http://www.fightthebitecolorado.com/top\\_ten\\_facts.pdf](http://www.fightthebitecolorado.com/top_ten_facts.pdf)

# Recycling Stats June 2015

*Americans buy an estimated 42.6 billion single-serving (1 liter or less) plastic water bottles each year. Almost eight out of ten end up in a landfill or incinerator. Hundreds of millions end up as litter on roads and beaches or in streams and other waterways. Taxpayers pay hundreds millions of dollars each year in disposal and litter cleanup costs.*

<http://www.container-recycling.org/index.php/issues/bottled-water>

# Represents Pounds Recycled of each product	June 2015	May 2015
Cardboard	2030	2060
Plastic #1 & 2	760	790
Paper	2100	2260
Aluminum	265	285
Lightbulbs/ Ink Cartridges / E-waste	Lightbulbs/ Ink Cartridges 22	Lightbulbs/ Ink Cartridges 4
Totals :	5177	5399

