




ENVIRONMENTAL HEALTH SERVICES DEPARTMENT

HEALTH STATS
MAY 2015



PERMIT #	ESTABLISHMENT	ADDRESS	PERMIT FEE	Re-Inspection/Score
6463	Parrot Eyes	5801 Padre Blvd.	Field Investigation	87
6466	Knights Inn	4109 Padre Blvd.	\$100.00	New Ownership
6468	Beachside Inn & Suites	4500 Padre Blvd	\$100.00	97
6469	SPI Visitors Center	610 Padre Blvd.	\$0.00	Temporary
6470	Karla's Katering	5009 Padre Blvd.	\$100.00	100
6471	Breakaway Cruises	3384 State Park Rd.	\$100.00	100
6472	Padre Bar	1500 Gulf Blvd.	\$100.00	90
6473	Super 8 Motel	4205 Padre Blvd.	\$100.00	97
6474	Travelodge	6200 Padre Blvd.	\$100.00	100
6475	Padre Island Brewing Company	3400 Padre Blvd	\$100.00	100
6476	La Quinta Inn and Suites	7000 Padre Blvd.	\$100.00	100
6477	Oleander Beach Club @ La Quinta	7000 Padre Blvd.	\$100.00	95
6478	D'Alva Café	6200 Padre Blvd.	\$100.00	91
6479	The Pearl	310 Padre Blvd.	\$10.00	Temporary
6480	Hilton Garden Inn	7010 Padre Blvd.	\$100.00	92
6481	Hilton Garden Inn Catering	7010 Padre Blvd.	\$100.00	100
6482	Tom & Jerry's	3212 Padre Blvd.	\$100.00	100
6483	Sister's	410 Padre Blvd.	\$100.00	97
6484	Schlitterbahn Shrimp Haus	33261 State PR 100	\$100.00	86
6485	Paulino's Restaurant	4600 Padre Blvd.	\$100.00	100
6463	Parrot Eyes	5801 Padre Blvd.	\$0.00	Compliance
6468	Beachside Inn & Suites	4500 Padre Blvd	\$0.00	Compliance
6472	Padre Bar	1500 Gulf Blvd.	\$0.00	Compliance
6473	Super 8 Motel	4205 Padre Blvd.	\$0.00	Compliance
6477	Oleander Beach Club @ La Quinta	7000 Padre Blvd.	\$0.00	Compliance
6478	D'Alva Café	6200 Padre Blvd.	\$0.00	Compliance
6480	Hilton Garden Inn	7010 Padre Blvd.	\$0.00	Compliance
6483	Sister's	410 Padre Blvd.	\$0.00	Compliance
6484	Schlitterbahn Shrimp Haus	33261 State PR 100	\$0.00	Compliance



New Ownership	1	\$100.00	
Total Compliance	9	\$0.00	
Field Investigations	1	\$0.00	
Farmer's Market Permits	0	\$0.00	
Total Temporary Inspections	2	\$10.00	
Total Establishment Permits (annual)	16	\$1,600.00	
Total Health Inspections	29	\$1,710.00	

Norovirus

Norovirus is one of the leading causes of food poisoning and often results in symptoms similar to the “stomach flu” (such as stomach cramping, nausea, vomiting and diarrhea). Norovirus is a virus that spreads easily by coming in contact with someone who is infected, especially in crowded areas. Foods, drinks and surfaces can also become contaminated with the norovirus, but there are steps that can be taken to help prevent it from spreading.

Sources: Fresh produce, shellfish, ice, fruit, and ready-to-eat foods, especially salads, sandwiches and cookies that have been prepared by someone who is infected.

Prevention: Do not cook, prepare or serve foods or beverages to others while you are sick. Be sure to frequently wash your hands with soap and water for at least 20 seconds. Keep foods and utensils clean by washing all fruits and vegetables, cutting boards, knives, kitchen surface areas, table linens, cloth napkins and even reusable grocery bags.

<http://homefoodsafety.org/food-poisoning/foodborne-pathogens>

Animal Control Stats	May 2015	April 2015	May 2014
Alligator Concern	2	2	0
Animal Bite/Scratch	2	1	1
Animal Cruelty Concern	4	5	1
Animal Removed from Vehicle, Garage or Other Property	8	20	20
Animals Released to Wild	0	9	7
ANIMALS RELEASED TO FRIEND OF THE ANIMAL/SEALIFE CENTER	4	22	20
Barking Dog Complaint	0	0	1
Barking Dog Violation	0	0	1
Beached/Dead Animal (Signal 0)	11	14	24
Cat or Dog Returned to Owner	4	0	5
Clean Up After Pets	24	23	5
Clean Up After Pets Complaint	21	8	2
Coyote Concern	3	2	0
Injured Animal (s)	3	6	3
Loose Canine or Cats (s)	8	14	12
Lost Canines or Cats	3	9	0
Monitor Trap Set by Code	0	16	23
Owners to Vaccinate	4	4	2
Patrol for Owners Not Cleaning Up After Pets	73	68	131
Raccoons in Trap/Dumpster	0	3	1
Scan Animal for Microchip	1	10	1
Traps Issued or Returned	1	4	3
Traps Set Up by Code Enforcement	3	9	34
Welfare Concern	3	3	1
Follow up on Animal Bite/Scratch	1	1	3
Follow up on Animal Cruelty	2	2	1
Follow up on Cleaning up after Pets	20	12	0
Follow up on Coyote Concern	0	2	0
Follow up on Injured Animal	1	5	1
Follow up on Loose Dog or Cat	2	10	3
Follow up on Loose Dog(s) or Cat(s) Complaint	2	6	0
Follow up on Lost Pet	2	2	0
Follow up on Owners to Vaccinate Pet(s)	4	5	1
Follow on Quarantine Case	0	1	4
Follow up on Welfare Concern	3	1	2
TOTALS	242	314	329



Watch the Humidity.

It is important to remember that it's not just the ambient temperature but also the humidity that can effect your pet.

Animals pant to evaporate moisture from their lungs, which takes heat away from their body.

If the humidity is too high, they are unable to cool themselves, and their temperatures will sky rocket to dangerous levels quickly.

Taking a dog's temperature will quickly tell you if there is a serious problem. Contact your vet if it goes over 104 degrees.

(www.Humanesociety.org)

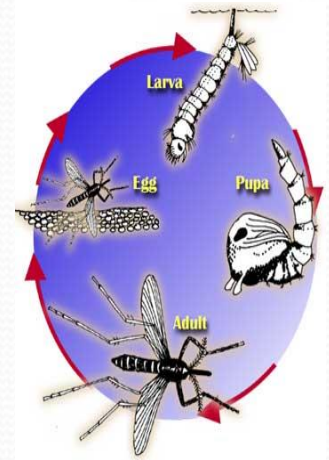


Code Enforcement Stats	May 2015	April 2015	May 2014
Beach Patrol Section C TIME'S X HOURS/ MIN.	57 x 85 hrs.	30 x 33 hrs.	51 hrs.
BFI Bundle/Brush Locations (Sec. 9-17)	16	85	53
Commercial Act on R.O.W. (Sec. 13-18)	0	2	0
Concern citizens/Ordinance Info. (Code 5)	446	320	358
Containers Required Sanitation (Sec. 9-13D)	55	5	1
Damaged Dumpster (Sec. 9-13B)	1	0	3
Debris/Misc. on Roadway Removed	53	32	32
Effluent Discharge (Sec. 10-1)	4	5	11
Enclosures Proper/Screened (Sec. 9-13(B)(5))	2	2	0
Fireworks Prohibited (Sec. 8-4)	1	0	0
Glass on Beach (Sec. 12-7)	27	49	12
Hotel Room Inspection (Sec. 341.066)	1	2	0
Littering Prohibited (Sec. 9-3)	8	74	7
Lost Child/Adult on the beach	6	1	1
Maintenance of Signs (Sec.15-11 B,C) (15-2)	1	1	2
Monitor for Camping (Sec. 12-3)	3	0	1
Monitor Noises – Loud, Disturbing (Code 11 Sec.12-2)	4	0	3
Monitor Overfilled Dumpster	26	19	3
Overfilled Dumpster	5	2	2
Overgrown weeds on commercial property(Sec.4-56)	6	9	6
Owners to maintain clean premises (Sec.9-12)	10	37	11
Permit for Sign/Banner (Sec. 15-3)	1	6	0
Premises Identification (4-64)	0	2	5
Prohibited Banner/Sign (Sec. 15-5)	1	9	0
Prohibition of Shade Devices... between sunset & 9am (Sec. 13-23)	0	9	0
Recreational Vehicles/Mobile Equip. (Sec. 20-11C)	3	0	1
Regulation of Shade Devices & Chairs on the Public Beach (13-24)	6	4	22
Required Standards (Sec. 15-2)	0	0	1
Sign Standards (Sec. 15-7)	1	1	1
Soliciting from beach (Sec. 13-17)	0	2	0
Soliciting from R.O.W.	1	1	0
Stagnant Water (Sec. 9-4)	5	5	5
Structure Maintenance (Enforcement)	1	0	0
Survey on Natural Habitat	14	0	0
Vehicle on the Beach (Sec. 18-4)	3	2	0
Water Leak	0	1	4
Weedy Lots (Sec. 9-6)	90	131	86
Weedy Lot Letters	90	131	69
Follow ups:			
Follow up on Address	17	51	6
Follow up on Banners/Signs/Required Signs (Ch. 15)	2	8	0
Follow up on Brush and Debris (Sec. 9-12.1)	24	85	63
Follow up on Damage Dumpster (Sec 9-13B)	2	1	0
Follow up on Dumpsters Required (Sec. 9-13B)	5	1	0
Follow up on Effluent Discharge/Stagnant (Sec. 10-1)	4	4	2
Follow up on Hotel Rooms	1	2	0
Follow up on Littering (Sec 9-3)	0	27	0
Follow up on Noise (Sec. 12-2)	4	11	6
Follow up on Overfilled Dumpsters	2	1	0
Follow up on Property Cleanup (Sec. 9-12)	10	38	0
Follow up on Shade Device Ordinances	2	5	21
Follow up on Stagnant Water (Sec. 10-1)	3	4	5
Follow up on Structure Maintenance	1	0	0
Follow up on Water Leak	0	1	6
Follow up on Weedy Lot/Business with Weedy Lot (Sec. 9-6 & Sec. 4-56)	73	119	137
Total for Follow-Ups	148	330	245
Calls for Service	981	1322	957
NOTICE OF COMPLY ISSUED	20	27	18
WARNINGS ISSUED	11	14	5
CITATIONS ISSUED	19	4	8



Mosquito Management Stats

MAY 2015



# Represents Amount of Times Performed	May 2015	April 2015	May 2014
Altosid/BTI (larviciding)	265	60	20
Adulticide Spraying hrs.	10	14	2
Scheduled for Adulticide	60	62	62
Landing Rate Counts	16	40	12
Mosquito concerns	1	1	1
Training for Spraying	2	0	10
Work done in chemical room	8	8	8
Totals :	361	185	115

Mosquito Fast Facts

1. In the interest of science, Arctic researchers uncovered their chests, arms, and legs and reported as many as 9000 mosquito bites per person, per minute. At this rate, and unprotected human would lose one half of his blood supply in approximately 2 hours.
2. Some people are more attractive to mosquitoes than others. It is not clear why, but probably has something to do with the 300 odd chemicals produced by the skin.
3. A mosquito can smell the carbon dioxide you exhale from about 60 to 75 feet away.
4. Most mosquitoes do not fly very far from their larval habitat, but the **salt marsh mosquito migrates 75 to 100 miles** over the course of its life.

http://www.fightthebitecolorado.com/top_ten_facts.pdf

Recycling Stats May 2015

Compact fluorescent (CFL) light bulbs are great energy-efficient options and an easy way to positively impact the environment because they use, on average, 75% less energy than incandescent light bulbs. While they tend to be a higher price than the standard incandescent bulb, CFL bulbs last up to ten times longer and can save you even more money over the life of the light bulb.

http://www.bulbs.com/recycle_why.aspx

# Represents Pounds Recycled of each product	May 2015	April 2015
Cardboard	2060	2160
Plastic #1 & 2	790	553
Paper	2260	960
Aluminum	285	160
Lightbulbs/ Ink Cartridges / E-waste	Lightbulbs / Ink Cartridges 4	E-WASTE 1335
Totals :	5399	5168

