



SOUTH PADRE ISLAND FIRE DEPARTMENT

To: Ms. Joni Clarke, City Manager
From: Burney Baskett, Fire Chief
Date: February 1, 2012
Subject: Monthly Report

SOUTH PADRE ISLAND FIRE DEPARTMENT EMERGENCY RESPONSES JANUARY 2012

	<u>2012</u>	<u>2011</u>	<u>2010</u>
YEAR TO DATE	88	92	76
TOTAL FOR MONTH	88	92	76
YEAR TO DATE DOLLAR LOSS	\$3,500.00	\$0.00	\$500.00

Should you have any questions, please feel free to contact me.

BB/yhc

South Padre Island Fire Department

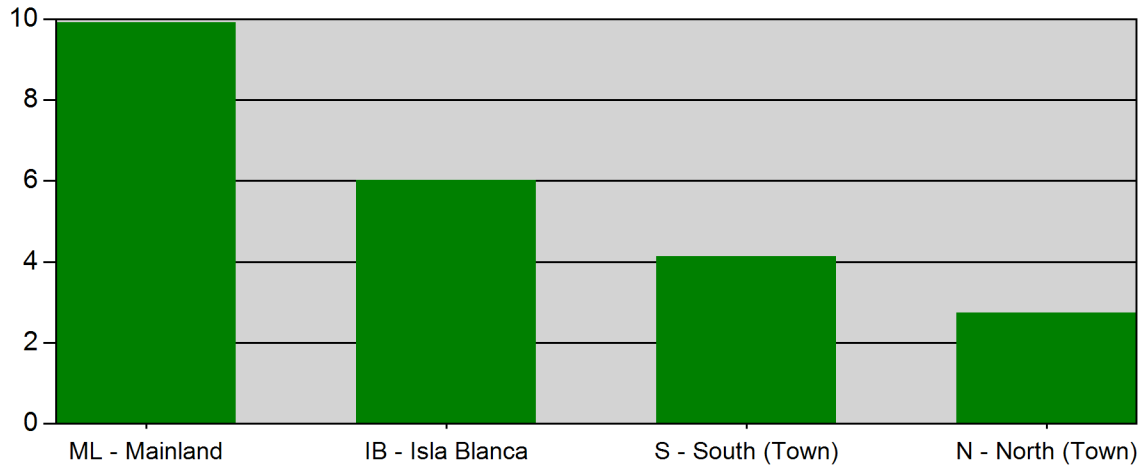
South Padre Island, TX

This report was generated on 2/1/2012 11:57:16 AM



Average Response Time per Zone for Date Range

StartDate: 01/01/2012 | EndDate: 01/31/2012



Zone	AVERAGE RESPONSE TIME in minutes (Dispatch to Arrived)
ML - Mainland	9.91
IB - Isla Blanca	6.02
S - South (Town)	4.13
N - North (Town)	2.74

Only REVIEWED incidents included

South Padre Island Fire Department

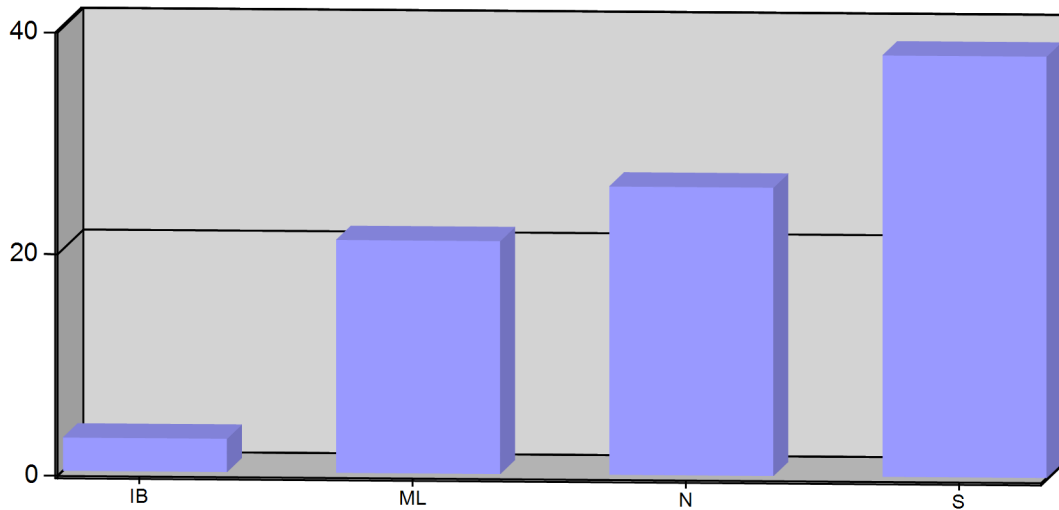
South Padre Island, TX

This report was generated on 2/1/2012 11:56:39 AM



Incident Count per Zone for Date Range

StartDate: 01/01/2012 | EndDate: 01/31/2012



ZONE	# INCIDENTS
IB - Isla Blanca	3
ML - Mainland	21
N - North (Town)	26
S - South (Town)	38
TOTAL:	88

Zone information is defined on the Basic Info 3 screen of an incident. Only REVIEWED incidents included.



SOUTH PADRE ISLAND FIRE DEPARTMENT

To: Ms. Joni Clarke, City Manager
From: Burney Baskett, Fire Chief
Date: February 1, 2012
Subject: Monthly Report

SOUTH PADRE ISLAND FIRE DEPARTMENT EMERGENCY RESPONSES JANUARY 2012

	<u>2012</u>	<u>2011</u>	<u>2010</u>
YEAR TO DATE	88	92	76
TOTAL FOR MONTH	88	92	76
YEAR TO DATE DOLLAR LOSS	\$3,500.00	\$0.00	\$500.00

Should you have any questions, please feel free to contact me.

BB/yhc

South Padre Island Fire Department


South Padre Island, TX

This report was generated on 2/1/2012 11:55:41 AM



Breakdown by Major Incident Types for Date Range

StartDate: 01/01/2012 | EndDate: 01/31/2012



MAJOR INCIDENT TYPE	# INCIDENTS	% of TOTAL
Fires	2	2.27%
Overpressure rupture, explosion, overheating - no fire	0	0.00%
Rescue & Emergency Medical Service	59	67.05%
Hazardous Condition (No Fire)	0	0.00%
Service Call	0	0.00%
Good Intent Call	7	7.95%
False Alarm & False Call	20	22.73%
Severe Weather & Natural Disaster	0	0.00%
Special Incident Type	0	0.00%

TOTAL 88

Only REVIEWED incidents included

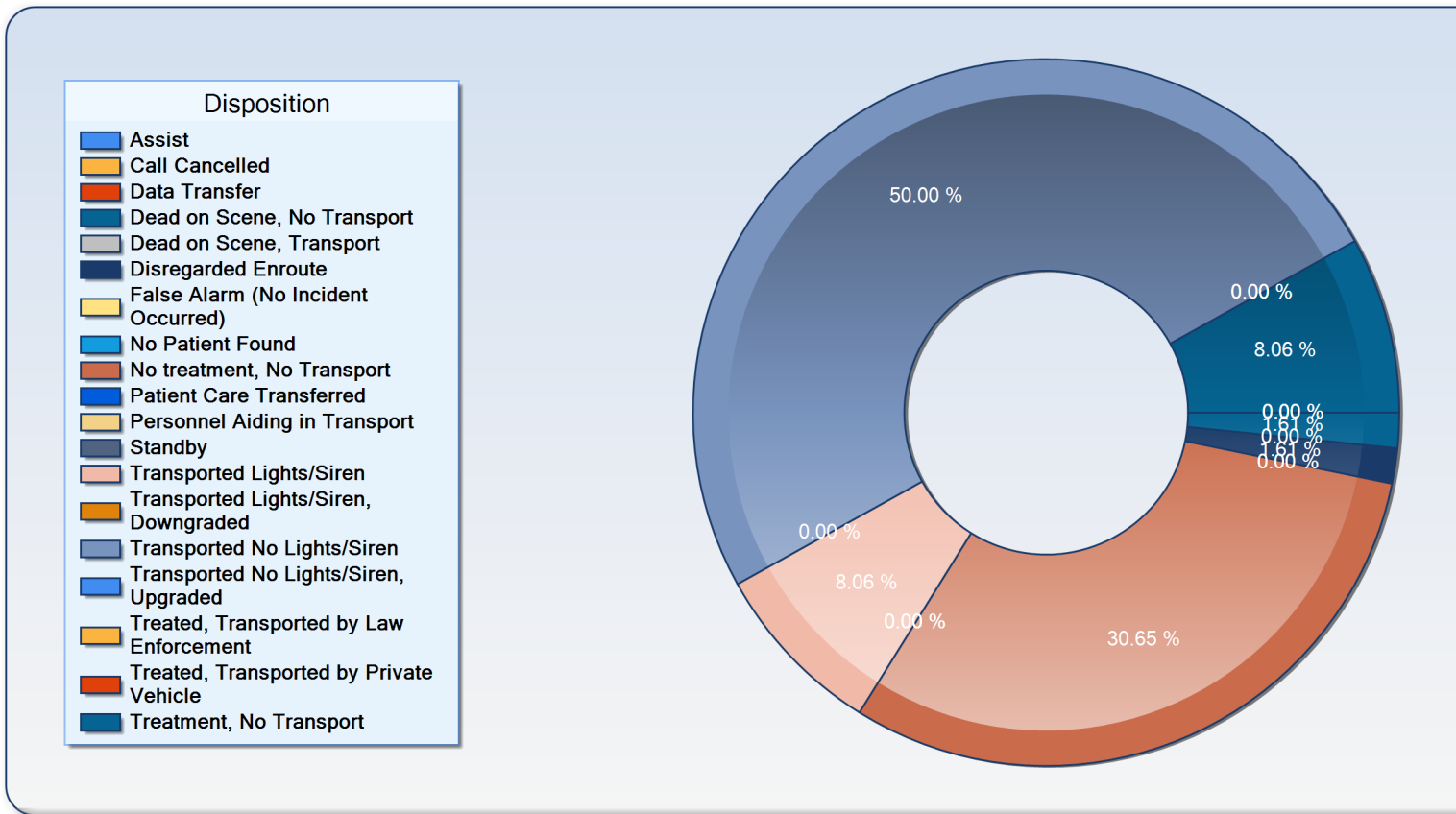


emergencyreporting.com

Doc Id: 553

Page # 1

Disposition Type Breakdown		
Disposition	Calls	Pct
Assist	0	0 %
Call Cancelled	0	0 %
Data Transfer	0	0 %
Dead on Scene, No Transport	1	2 %
Dead on Scene, Transport	0	0 %
Disregarded Enroute	1	2 %
False Alarm (No Incident Occurred)	0	0 %
No Patient Found	0	0 %
No treatment, No Transport	19	31 %
Patient Care Transferred	0	0 %
Personnel Aiding in Transport	0	0 %
Standby	0	0 %
Transported Lights/Siren	5	8 %
Transported Lights/Siren, Downgraded	0	0 %
Transported No Lights/Siren	31	50 %
Transported No Lights/Siren, Upgraded	0	0 %
Treated, Transported by Law Enforcement	0	0 %
Treated, Transported by Private Vehicle	0	0 %
Treatment, No Transport	5	8 %
Total	62	100 %



South Padre Island Fire/EMS

Disposition Type Breakdown

1/1/2012 to 1/31/2012

