

**NOTICE OF REGULAR MEETING  
CITY OF SOUTH PADRE ISLAND  
CITY COUNCIL MEETING**

NOTICE IS HEREBY GIVEN THAT THE CITY COUNCIL OF THE CITY OF SOUTH PADRE ISLAND, TEXAS, WILL HOLD A REGULAR MEETING ON:


**WEDNESDAY, JULY 18, 2018**  
5:30 P.M. AT THE MUNICIPAL BUILDING,  
CITY COUNCIL CHAMBERS, 2<sup>ND</sup> FLOOR  
4601 PADRE BOULEVARD, SOUTH PADRE ISLAND, TEXAS

1. Call to order
2. Pledge of Allegiance
3. Public Comments and Announcements: *This is an opportunity for citizens to speak to Council relating to agenda or non-agenda items. Speakers are required to address Council at the podium and give their name before addressing their concerns. [Note: State law will not permit the City Council to discuss, debate or consider items that are not on the agenda. Citizen comments may be referred to City Staff or may be placed on the agenda of a future City Council meeting]*
4. Presentations and Proclamations:
  - a. Presentation: July Bird of the Month
  - b. Presentation: GFOA (Government Finance Officers Association) Distinguished Budget Presentation Award
5. Approve Consent Agenda:
  - a. Approve minutes of June 13, 2018 workshop, June 20, 2018 workshop and regular meeting. (S. Hill)
  - b. Approve invoices for payment. (Gimenez)
  - c. Approve action rescinding Ordinance No. 10-38 and Ordinance No. 11-22 regarding "Regulation of Plastic Bags." (Baldovinos)
  - d. Approve a budget amendment to purchase one ambulance in the amount of up to \$150,000 as a replacement for Medic 3 ambulance. (Fowler)
  - e. Approve a budget amendment in the amount of \$3,547.18 from the Padre Boulevard Tax Notes project towards the Gulf Boulevard Parking Area Improvements located within the right-of-way of Gulf Boulevard in front of Marisol Drive. (Sanchez)
  - f. Approve action to reject proposals received for access matting acquisition in effort to ensure proposals more closely match the City's need. (B. Hill)
6. Discussion and action on restroom facility solutions, taking into consideration the restroom-focused sub-committee's recommendation. (B. Hill)

7. Discussion and action on first reading to adopt Ordinance 18-18 amending the City's fiscal year 2017-18 operating budget to incorporate prior budget amendments and budget modifications from May 1, 2018 through June 30, 2018. (Gimenez)
8. Discussion and action to approve first reading of Ordinance No. 18-19 amending Chapter 4, Article I, Sections 4-2.2; 4-6 Master Flood Hazard Prevention Ordinance Adopted; 4-8 Elevators; 4-10 Fire Limits Established; 4-12 Adoption of Building Code For Windstorm Resistant Construction; 4-13 Most Stringent Requirement Adopted; 4-16 Fees; Amendment of Standard Building Code, Article II, Sections 4-23 Type VI Wood Frame or Combustible Construction Prohibited for Public Buildings; 4-24 Type VI Wood Frame or Combustible Construction Prohibited for Certain Living Units; 4-27 Standards for Construction; Subsections (B), (C), (H), (P), (Q), (S), and (W); 4-29 Townhouses; and Article III, Section 4-30 Electrical Standards, of the Code of Ordinances. (Travis)
9. PUBLIC HEARING: to discuss the 2018 Parks and Recreation Master Plan. (Cross)
10. Discussion and action to approve Resolution No. 2018-17 to adopt the 2018 Parks and Recreation Master Plan. (Cross)
11. Update and discussion on Shoreline Parking DMAIC evaluating parking on South Padre Island beach accesses to support the Beach User Fee plan. (B. Hill)
12. Presentation and possible discussion on Facility Preventative Maintenance DMAIC update. (Jones)
13. Discussion and action to accept resignation from Council Member Ron Pitcock. (Stahl)
14. Adjourn.

WE RESERVE THE RIGHT TO GO INTO EXECUTIVE SESSION REGARDING ANY OF THE ITEMS POSTED ON THIS AGENDA, PURSUANT TO SECTIONS 551.071, CONSULTATION WITH ATTORNEY; 551.072, DELIBERATIONS ABOUT REAL PROPERTY; 551.073, DELIBERATIONS ABOUT GIFTS & DONATIONS; 551.074, PERSONNEL MATTERS; 551.076, DELIBERATIONS ABOUT SECURITY DEVICES; AND/OR 551.087, DISCUSS (1) COMMERCIAL OR FINANCIAL INFORMATION RECEIVED FROM A BUSINESS PROSPECT WITH WHICH THE CITY IS CONDUCTING NEGOTIATIONS, OR (2) FINANCIAL OR OTHER INCENTIVES TO THE BUSINESS PROJECT.

DATED THIS THE 13<sup>TH</sup> DAY OF JULY 2018

  
Susan M. Hill, City Secretary

I, THE UNDERSIGNED AUTHORITY, DO HEREBY CERTIFY THAT THE ABOVE NOTICE OF MEETING OF THE GOVERNING BODY OF THE CITY OF SOUTH PADRE ISLAND, TEXAS IS A TRUE AND CORRECT COPY OF SAID NOTICE AND THAT I POSTED A TRUE AND CORRECT COPY OF SAID NOTICE ON THE BULLETIN BOARD AT CITY HALL/MUNICIPAL BUILDING ON **JULY 13, 2018**, AT/OR BEFORE 5:00 P.M. AND REMAINED SO POSTED CONTINUOUSLY FOR AT LEAST 72 HOURS PRECEDING THE SCHEDULED TIME OF SAID MEETING.



  
Susan M. Hill, City Secretary

THIS FACILITY IS WHEELCHAIR ACCESSIBLE, AND ACCESSIBLE PARKING SPACES ARE AVAILABLE. REQUESTS FOR ACCOMMODATIONS OR INTERPRETIVE SERVICES MUST BE MADE 48 HOURS PRIOR TO THIS MEETING. PLEASE CONTACT BUILDING OFFICIAL, DAVID TRAVIS; ADA DESIGNATED RESPONSIBLE PARTY AT (956) 761-8103.

**CITY COUNCIL MEETING  
CITY OF SOUTH PADRE ISLAND  
CONSENT AGENDA**

**MEETING DATE: July 18, 2018**

**ITEM DESCRIPTION**

NOTE: All matters listed under Consent Agenda are considered routine by the City Council of the City of South Padre Island and will be enacted by one motion. There will not be separate discussion of these items. If discussion is desired, that item will be removed from the Consent Agenda and considered separately.

Items to be considered are:

- a. Approve minutes of June 13, 2018 workshop, June 20, 2018 workshop and regular meeting. (S. Hill)
- b. Approve invoices for payment: (Gimenez)
- c. Approve action rescinding Ordinance No. 10-38 and Ordinance No. 11-32 regarding "Regulation of Plastic Bags." (Baldovinos)
- d. Approve budget allocation and purchase of one ambulance in the amount of up to \$150,000 as a replacement for Medic 3 ambulance. (Fowler)
- e. Approve budget amendment in the amount of \$3,547.18 from the Padre Boulevard Tax Notes project towards the Gulf Boulevard Parking Area Improvements located within the right-of-way of Gulf Boulevard in front of Marisol Drive. (Sanchez)
- f. Approve action to reject proposals received for access matting acquisition in effort to ensure proposals more closely match the City's need. (B. Hill)

**RECOMMENDATIONS/COMMENTS**

Approve Consent Agenda

**CITY OF SOUTH PADRE ISLAND  
CITY COUNCIL MEETING  
AGENDA REQUEST FORM**

**MEETING DATE:** July 18, 2018

**NAME & TITLE:** Susan Hill, City Secretary

**DEPARTMENT:** City Manager's Office

**ITEM**

Approve minutes of June 13, 2018 workshop, July 20, 2018 workshop and regular meeting.

**ITEM BACKGROUND**

**BUDGET/FINANCIAL SUMMARY**

**COMPREHENSIVE PLAN GOAL**

**LEGAL REVIEW**

Sent to Legal: YES: \_\_\_\_\_ NO: \_\_\_\_\_  
Approved by Legal: YES: \_\_\_\_\_ NO: \_\_\_\_\_

Comments:

**RECOMMENDATIONS/COMMENTS**

Approve Minutes

**MINUTES  
CITY OF SOUTH PADRE ISLAND  
CITY COUNCIL WORKSHOP**

**WEDNESDAY, JUNE 13, 2018**

**I. CALL TO ORDER**

The City Council Members of the City of South Padre Island, Texas held a workshop on Wednesday, June 13, 2018 at the Municipal Complex Building, 2<sup>nd</sup> Floor, 4601 Padre Boulevard, South Padre Island, Texas. Mayor Stahl called the meeting to order at 5:30 p.m. A quorum was present: Council Member Ken Medders, Jr., Theresa Metty and Paul Munarriz. Absent were Council Members Ron Pitcock and Alita Bagley.

City staff members present were City Manager Susan Guthrie, Assistant City Manager Darla Jones, Police Chief Randy Smith, Chief Financial Officer Rodrigo Gimenez, Administrative Services Director Wendi Delgado, CVB Director Keith Arnold, Transit Director Jesse Arriaga, Shoreline Management Director Brandon Hill, Planning Director Clifford Cross, Information Technology Director Mark Shellard, Public Information Officer Angelique Soto, Police Lieutenant Claudine O'Carroll, CVB Director of Research Marketing & Analytics Michael Flores, Code Enforcement Officer Cipriano Torres and City Secretary Susan Hill.

**II. PLEDGE OF ALLEGIANCE**

Mayor Stahl led the Pledge of Allegiance.

**III. PRESENTATION REGARDING SPRING BREAK DATA FROM CITY STAFF.**

Several City staff members gave a presentation regarding different aspects of Spring Break which included a summary of expenses and revenues; parking revenues, Spring Break meals, marketing and occupancy measures, Police and Fire measurements and statistics, Municipal Court, Code Enforcement, Transit ridership and administrative debrief.

**IV. CITY COUNCIL COMMENTS.**

Comments were heard from City Council members at this time.

**V. PUBLIC COMMENTS.**

Comments were heard from the public at this time.

**VI. SUMMARY AND DISCUSSION ON ACTION PLAN.**

City Manager Susan Guthrie highlighted areas to improve on in the coming year, including the suggestion from a citizen to expand the Police Department's "Calls For Service" pie chart on the entertainment district to include all the top entertainment spots in the City.

**VII. ADJOURN.**

There being no further discussion, Mayor Stahl adjourned the meeting at 7:35 p.m.

---

Susan M. Hill, City Secretary

APPROVED

---

Dennis Stahl, Mayor

**MINUTES  
CITY OF SOUTH PADRE ISLAND  
CITY COUNCIL WORKSHOP**

**WEDNESDAY, JUNE 20, 2018**

**I. CALL TO ORDER**

The City Council Members of the City of South Padre Island, Texas held a workshop on Wednesday, June 20, 2018 at the Municipal Complex Building, 2<sup>nd</sup> Floor, 4601 Padre Boulevard, South Padre Island, Texas. Mayor Stahl called the workshop to order at 3:00 p.m. A quorum was present: Council Member Ken Medders, Jr., Theresa Metty, Alita Bagley and Paul Munarriz. Absent from the workshop was Council Member Ron Pitcock.

City staff members present were City Manager Susan Guthrie, Assistant City Manager Darla Jones, Chief Financial Officer Rodrigo Gimenez, Public Works Director Alex Sanchez, Administrative Services Director Wendi Delgado, CVB Director Keith Arnold, Fire Chief Doug Fowler, Environmental Health Director Victor Baldovinos, Assistant Public Works Director Jon Wilson, Information Technology Director Mark Shellard, Director of Research Marketing & Analytics Michael Flores, CVB Accountant I Lori Moore, Police Lieutenant Claudine O'Carroll, Public Information Officer Angelique Soto and City Secretary Susan Hill.

**II. PLEDGE OF ALLEGIANCE**

Mayor Stahl led the Pledge of Allegiance.

**III. PUBLIC COMMENTS AND ANNOUNCEMENTS**

Public comments and announcements were given at this time.

**IV. DISCUSSION REGARDING FISCAL YEAR 2018-2019 BUDGET. (GIMENEZ)**

- a. HOTEL/MOTEL OCCUPANCY TAX FUND (FUND 02).**
- b. CONVENTION CENTRE FUND (FUND 06).**
- c. EXCESS RESERVES ALLOCATION**
- d. FEE SCHEDULE**

Chief Financial Officer Rodrigo Gimenez presented and discussed the proposed budget for the Hotel/Motel Occupancy Tax Fund and Convention Centre Fund for the 2018-2018 fiscal year. Estimated revenues total \$7,909,597, while estimated expenditures will total \$7,895,104 leaving an estimated revenues in excess of expenditures to be \$14,500. Also discussed what the excess reserves allocation and the fee schedule.

5-5

**V. REVIEW PROJECTS FOR THE CAPITAL IMPROVEMENT PLAN (CIP).  
(JONES)**

Assistant City Manager Darla Jones presented the Capital Improvement Plan for 2018/2019 through 2022/2023.

**VI. ADJOURN.**

There being no further discussion, Mayor Stahl adjourned the workshop at 3:36 p.m.

---

Susan M. Hill, City Secretary

APPROVED

---

Dennis Stahl, Mayor



**MINUTES  
CITY OF SOUTH PADRE ISLAND  
CITY COUNCIL REGULAR MEETING**

**WEDNESDAY, JUNE 20, 2018**

**I. CALL TO ORDER**

The City Council Members of the City of South Padre Island, Texas held a Regular Meeting on Wednesday, June 20, 2018 at the Municipal Complex Building, 2<sup>nd</sup> Floor, 4601 Padre Boulevard, South Padre Island, Texas. Mayor Stahl called the meeting to order at 5:30 p.m. A quorum was present: Council Member Ken Medders, Jr., Theresa Metty, Alita Bagley and Paul Munarriz. Council Member Ron Pitcock was out with an excused absence.

City staff members present were City Manager Susan Guthrie, Assistant City Manager Darla Jones, Police Chief Randy Smith, Chief Financial Officer Rodrigo Gimenez, Public Works Director Alex Sanchez, Administrative Services Director Wendi Delgado, CVB Director Keith Arnold, Fire Chief Doug Fowler, Environmental Health Director Victor Baldovinos, Shoreline Management Director Brandon Hill, Planning Director Clifford Cross, Assistant Public Works Director Jon Wilson, Director of Research Marketing & Analytics Michael Flores, Information Technology Director Mark Shellard, Building Official David Travis, Police Lieutenant Claudine O'Carroll, Public Information Officer Angelique Soto, HR Associate I/Training Coordinator Wendy Saldana and City Secretary Susan Hill.

**II. PLEDGE OF ALLEGIANCE**

Mayor Stahl led the Pledge of Allegiance.

**III. PUBLIC COMMENTS AND ANNOUNCEMENTS**

Public comments and announcements were given at this time.

**IV. PRESENTATIONS AND PROCLAMATIONS:**

There were no presentations or proclamations.

**V. APPROVE CONSENT AGENDA:**

Council Member Metty made a motion seconded by Council Member Munarriz to approve the Consent Agenda. Motion carried on a unanimous vote.

**a. APPROVE MINUTES OF JUNE 6, 2018 WORKSHOP AND REGULAR MEETING. (S. HILL)**

**b. APPROVE INVOICES FOR PAYMENT. (GIMENEZ)**

5-7

Invoices approved for payment were paid by General Fund checks numbered 141532 through 141671 and EFT payments totaling \$675,442.78.

- c. **APPROVE RESOLUTION NO. 2018-15 IN SUPPORT OF THE TEMPORARY CLOSURE OF HIGHWAY 100 FOR THE 2018 RAUL ALCALA CHALLENGE GRAN FONDO; AND AUTHORIZE THE CITY MANAGER TO ENTER INTO AN AGREEMENT WITH TEXAS DEPARTMENT OF TRANSPORTATION (TXDOT). (FLORES)**

A true and correct copy of said Resolution was placed in the City's Resolution Book and entitled Resolution No. 2018-15, and, by reference hereto, included in these Minutes as if fully set out and spread upon the pages of the Minutes Book.

- d. **APPROVE A BUDGET AMENDMENT AND PURCHASE OF ONE AMBULANCE IN AN AMOUNT UP TO \$69,500 AS PER LOCAL GOVERNMENT CODE 252.022(2). (FOWLER)**

- e. **APPROVE THE TRANSIT DEPARTMENT'S OFFICE LEASE AGREEMENT FOR SUBLEASING OFFICE SPACE IN THE NEW MULTIMODAL FACILITY; AND APPROVE RESOLUTION NO. 2018-16 AUTHORIZING THE CITY MANAGER TO ENTER INTO AGREEMENTS WITH SUBLEASES. (ARRIAGA)**

A true and correct copy of said Resolution was placed in the City's Resolution Book and entitled Resolution No. 2018-16, and, by reference hereto, included in these Minutes as if fully set out and spread upon the pages of the Minutes Book.

- f. **APPROVAL TO AUTHORIZE THE CITY MANAGER TO ENTER INTO CONTRACT WITH PETER A. RAVELLA CONSULTING FOR THE REMAINDER OF THE 2017-2018 FISCAL YEAR. (B. HILL)**

- g. **APPROVE EXCUSED ABSENCE FOR COUNCIL MEMBER RON PITCOCK FROM THE JUNE 20, 2018 CITY COUNCIL MEETING. (PITCOCK)**

**IV. DISCUSSION AND ACTION TO APPROVE THE 2018-2019 BUDGET OF THE SOUTH PADRE ISLAND ECONOMIC DEVELOPMENT CORPORATION. (DOWNING)**

Council Member Bagley made a motion to approve the 2018-2018 Economic Development Corporation budget as presented by EDC President Irv Downing. Council Member Munarriz seconded the motion, which carried on a unanimous vote.

**VII. DISCUSSION AND ACTION TO AUTHORIZE ISLAND FUN PARK, LOCATED AT 1201 PADRE BOULEVARD, AS A DESIGNATED AREA THAT ALLOWS MOBILE FOOD UNITS, PURSUANT TO SEC. 10-31(D) "THE CITY MANAGER**

**OR CITY COUNCIL MAY AUTHORIZE ADDITIONAL “DESIGNATED AREAS” WITH ADDITIONAL MOBILE FOOD ESTABLISHMENTS AS NEEDED.” (BALDOVINOS)**

Council Member Medders made a motion to approve Island Fund Park located at 1201 Padre Boulevard to be designated as an additional area for mobile food units. Motion was seconded by Council Member Munarriz, which passed unanimously.

**VIII. DISCUSSION AND ACTION TO APPROVE THE PROPOSAL FROM DAMPCO, LLC IN THE AMOUNT OF \$89,000 FOR THE CITY HALL EXTERIOR EXPANSION JOINT CAULKING PROJECT. (SANCHEZ)**

Council Member Bagley made a motion, seconded by Council Member Metty to approve proposal from DAMPCO, LLC in the amount of \$89,000 for the City Hall Exterior Expansion Joint Caulking Project. Motion carried on a unanimous vote.

**IX. DISCUSSION AND ACTION TO APPROVE A BEACH AND DUNE PERMIT FOR 310 PADRE BOULEVARD FOR THE CONSTRUCTION OF A DUNE WALKOVER. (B. HILL)**

This item was pulled.

**X. DISCUSSION AND ACTION TO APPROVE AN ENGINEERING PROPOSAL FOR THE DESIGN OF PLANS AND SPECIFICATIONS FOR STREET IMPROVEMENTS ON WEST MARS LANE, WEST GEORGIA RUTH DRIVE, WEST POLARIS DRIVE AND THE WESTERN 425 FEET OF EAST MARS LANE; AND APPROVE A BUDGET AMENDMENT IN THE AMOUNT OF \$29,325. (SANCHEZ)**

Council Member Munarriz made a motion to approve engineering proposal from SCF Consulting for design of plans and specifications for street improvements on west and 425 feet on east Mars Lane, west Georgia Ruth Drive and West Polaris Drive; and budget amendment in the amount of \$29,325. Motion was seconded by Council Member Metty, which passed unanimously.

**XI. DISCUSSION AND ACTION TO AMEND THE ATKINS GROUP CONTRACT AND RECOMMEND A BUDGET AMENDMENT IN THE AMOUNT OF \$50,000 FROM EXCESS RESERVES TO FUND MARKETING EFFORTS FOR EXPANDING AIRLIFT. (ARNOLD)**

Council Member Metty made a motion seconded by Mayor Stahl to approve contract amendment in the amount of \$50,000 to The Atkins Group for expanding airlift marketing efforts; and approve a budget amendment in the same amount from excess reserves. Motion carried unanimously.

**XII. DISCUSSION AND POSSIBLE ACTION ON PRESENTATION OF SHORELINE DEPARTMENT PROJECTS. (B. HILL)**

- a. **NEARSHORE BERM NOURISHMENT**
- b. **OVERVIEW OF PARTICLE TRACING STUDY**
- c. **MOBI-MAT MAINTENANCE AND MONITORING**
- d. **BACK-BLADING**

After a presentation by Shoreline Director Brandon Hill on Nearshore Berm Nourishment, Particle Tracing Study, Mobi-mat maintenance/monitoring and Back-Blading practices, Council Member Bagley made a motion to go to the General Land Office (GLO) to do a pilot Mobi-mat placement in an 18 foot area by the Palms Resort and not go to the General Land Office (GLO) for the back-blading project. Mayor Stahl seconded the motion and called for the vote. Motion failed on a 0 to 5 vote.

Council Member Metty made a motion, seconded by Council Member Bagley to go to General Land Office (GLO) to propose a pilot study for Mobi-mat maintenance and that either Council Members Munarriz or Metty are part of the group that goes to the General Land Office (GLO) to make that presentation. Motion carried on a unanimous vote.

**XIII. PRESENTATION REGARDING THE CONTROL PHASE OF THE SPI CONNECT INTERNAL TRAINING PROGRAM (DMAIC). (DELGADO)**

Administrative Services Director Wendi Delgado and HR Associate I/Training Coordinator Wendy Saldana gave a presentation on the Control Phase of the SPI Connect Training Program, which began in January 2018. SPI Connect has hosted 25 trainings with 236 attendees from January through May 2018.

**XIV. CLOSED EXECUTIVE SESSION: PURSUANT TO SECTIONS 551.071, CONSULTATION WITH ATTORNEY; 551.072, DELIBERATION ABOUT REAL PROPERTY, 551.087, DELIBERATION REGARDING ECONOMIC DEVELOPMENT; TO DISCUSS:**

- a. **LEASE OR ACQUISITION OF PROPERTY ASSOCIATED WITH ECO-TOURISM VENUE.**
- b. **ECONOMIC DEVELOPMENT VENTURE ASSOCIATED WITH CRUISE LINES.**

*Note: Item 14a was pulled from the agenda.*

At 7:21p.m., Council Member Bagley made a motion, seconded by Council Member Munarriz to go into Executive Session. Motion carried unanimously.

At 8:02 p.m., the City Council reconvened into open session.

**XV. DISCUSSION AND POSSIBLE ACTION REGARDING LEASE OR ACQUISITION OF PROPERTY ASSOCIATED WITH ECO-TOURISM VENUE.**

This item was pulled.

**XVI. DISCUSSION AND POSSIBLE ACTION REGARDING ECONOMIC DEVELOPMENT VENTURE ASSOCIATED WITH CRUISE LINES.**

No action taken.

**XVII. DISCUSSION AND POSSIBLE ACTION TO APPROVE A BUDGET AMENDMENT TO ALLOCATE \$100,000 FROM THE ECONOMIC DEVELOPMENT CORPORATION'S FUND BALANCE TO THE CITY OF SOUTH PADRE ISLAND TO FUND COSTS ASSOCIATED WITH A CRUISE SHIP PORT OF CALL; INCLUDING A CONSULTING CONTRACT TO CRUISE & PORT ADVISORS INC., A WETLANDS DELINEATION, AND OTHER WORK ON THE PROJECT. (DOWNING)**

Council Member Munarriz made a motion, seconded by Council Member Metty to approve a budget amendment to allocate \$100,000 from the Economic Development Corporation to fund costs associated with a cruise ship port of call. Motion carried on a unanimous vote.

**XVIII. ADJOURN.**

There being no further business, Mayor Stahl adjourned the meeting at 8:03 p.m.

---

Susan M. Hill, City Secretary

APPROVED

---

Dennis Stahl, Mayor

5-11

**CITY OF SOUTH PADRE ISLAND  
CITY COUNCIL MEETING  
AGENDA REQUEST FORM**

**MEETING DATE:** July 18, 2018

**NAME & TITLE:** Rodrigo Gimenez, Chief Financial Officer

**DEPARTMENT:** Finance

**ITEM**

Approve invoices for payment by General Fund checks numbered 141672 through 141870 and EFT payments totaling \$1,611,143.21.

**ITEM BACKGROUND**

**BUDGET/FINANCIAL SUMMARY**

**COMPREHENSIVE PLAN GOAL**

**LEGAL REVIEW**

Sent to Legal: YES: \_\_\_\_\_ NO: \_\_\_\_\_  
Approved by Legal: YES: \_\_\_\_\_ NO: \_\_\_\_\_

Comments:

**RECOMMENDATIONS/COMMENTS**

5-12

VENDOR SET: 01 City of South Padre Island

BANK: OPER

FUND : 01 GENERAL FUND

DEPARTMENT: N/A NON-DEPARTMENTAL

INVOICE DATE RANGE: 1/01/1998 THRU 99/99/9999

PAY DATE RANGE: 6/18/2018 THRU 7/13/2018

BUDGET TO USE: CB-CURRENT BUDGET

VENDOR	NAME	ITEM #	G/L ACCOUNT	NAME	DESCRIPTION	CHECK #	AMOUNT
01-001017	AIR EVAC LIFETEAM	I-062618	01 2488	AIR EVAC LIFE:	EMPLOYEE CONTRIBUTIO	141725	186.00
						VENDOR 01-001017 TOTALS	186.00
01-002434	CINDY BOUDLOCHE	I-DWD201806256290	01 2469	DEBTORS WAGE :	CASE NO 14-10370	141728	542.31
01-002434	CINDY BOUDLOCHE	I-DWD201807096294	01 2469	DEBTORS WAGE :	CASE NO 14-10370	141793	542.31
01-002434	CINDY BOUDLOCHE	I-DWE201806256290	01 2469	DEBTORS WAGE :	CASE NO 16-10432	141729	1,513.02
01-002434	CINDY BOUDLOCHE	I-DWE201807096294	01 2469	DEBTORS WAGE :	CASE NO 16-10432	141794	1,513.02
						VENDOR 01-002434 TOTALS	4,110.66
01-003185	OFFICE OF THE ATTY GEN	I-C10201806256290	01 2473	CHILD SUPPORT:	A/N 2004094864B	000000	364.15
01-003185	OFFICE OF THE ATTY GEN	I-C10201807096294	01 2473	CHILD SUPPORT:	A/N 2004094864B	000000	364.15
01-003185	OFFICE OF THE ATTY GEN	I-C13201806256290	01 2473	CHILD SUPPORT:	A/N 0013262861	000000	182.31
01-003185	OFFICE OF THE ATTY GEN	I-C13201807096294	01 2473	CHILD SUPPORT:	A/N 0013262861	000000	182.31
01-003185	OFFICE OF THE ATTY GEN	I-C1C201806256290	01 2473	CHILD SUPPORT:	ORDER NO 2015-DCL-56	000000	339.23
01-003185	OFFICE OF THE ATTY GEN	I-C1C201807096294	01 2473	CHILD SUPPORT:	ORDER NO 2015-DCL-56	000000	339.23
01-003185	OFFICE OF THE ATTY GEN	I-C1L201806256290	01 2473	CHILD SUPPORT:	ORDER NO 2005063139E	000000	121.38
01-003185	OFFICE OF THE ATTY GEN	I-C1L201807096294	01 2473	CHILD SUPPORT:	ORDER NO 2005063139E	000000	121.38
01-003185	OFFICE OF THE ATTY GEN	I-C1N201806256290	01 2473	CHILD SUPPORT:	ORDER # 2012-DCL-186	000000	230.77
01-003185	OFFICE OF THE ATTY GEN	I-C1N201807096294	01 2473	CHILD SUPPORT:	ORDER # 2012-DCL-186	000000	230.77
01-003185	OFFICE OF THE ATTY GEN	I-C1Q201806256290	01 2473	CHILD SUPPORT:	CS 2014-DCL-08362	000000	191.54
01-003185	OFFICE OF THE ATTY GEN	I-C1Q201807096294	01 2473	CHILD SUPPORT:	CS 2014-DCL-08362	000000	191.54
01-003185	OFFICE OF THE ATTY GEN	I-C1R201806256290	01 2473	CHILD SUPPORT:	ORDER NO 08-1471	000000	429.23
01-003185	OFFICE OF THE ATTY GEN	I-C1R201807096294	01 2473	CHILD SUPPORT:	ORDER NO 08-1471	000000	429.23
01-003185	OFFICE OF THE ATTY GEN	I-C21201806256290	01 2473	CHILD SUPPORT:	A/N 0011549506	000000	369.23
01-003185	OFFICE OF THE ATTY GEN	I-C21201807096294	01 2473	CHILD SUPPORT:	A/N 0011549506	000000	369.23
01-003185	OFFICE OF THE ATTY GEN	I-C24201806256290	01 2473	CHILD SUPPORT:	A/N 0011488748	000000	293.89
01-003185	OFFICE OF THE ATTY GEN	I-C24201807096294	01 2473	CHILD SUPPORT:	A/N 0011488748	000000	293.89
01-003185	OFFICE OF THE ATTY GEN	I-C2C201806256290	01 2473	CHILD SUPPORT:	ORDER NO: 2017-DCL-0	000000	208.15
01-003185	OFFICE OF THE ATTY GEN	I-C2C201807096294	01 2473	CHILD SUPPORT:	ORDER NO: 2017-DCL-0	000000	208.15
01-003185	OFFICE OF THE ATTY GEN	I-C2F201806256290	01 2473	CHILD SUPPORT:	ORDER ID 2012-DCL-44	000000	400.15
01-003185	OFFICE OF THE ATTY GEN	I-C2F201807096294	01 2473	CHILD SUPPORT:	ORDER ID 2012-DCL-44	000000	400.15
01-003185	OFFICE OF THE ATTY GEN	I-C2R201806256290	01 2473	CHILD SUPPORT:	ORDER NO F-0988-12-1	000000	218.77
01-003185	OFFICE OF THE ATTY GEN	I-C2R201807096294	01 2473	CHILD SUPPORT:	ORDER NO F-0988-12-1	000000	218.77
01-003185	OFFICE OF THE ATTY GEN	I-C51201806256290	01 2473	CHILD SUPPORT:	A/N 0012375322	000000	294.33
01-003185	OFFICE OF THE ATTY GEN	I-C51201807096294	01 2473	CHILD SUPPORT:	A/N 0012375322	000000	294.33
01-003185	OFFICE OF THE ATTY GEN	I-C59201806256290	01 2473	CHILD SUPPORT:	#0009529310	000000	169.38
01-003185	OFFICE OF THE ATTY GEN	I-C67201806256290	01 2473	CHILD SUPPORT:	ORDER NO 2012-DCL-00	000000	151.38
01-003185	OFFICE OF THE ATTY GEN	I-C67201807096294	01 2473	CHILD SUPPORT:	ORDER NO 2012-DCL-00	000000	151.38
01-003185	OFFICE OF THE ATTY GEN	I-C77201806256290	01 2473	CHILD SUPPORT:	A/N 0010353126	000000	159.23
01-003185	OFFICE OF THE ATTY GEN	I-C77201807096294	01 2473	CHILD SUPPORT:	A/N 0010353126	000000	159.23
01-003185	OFFICE OF THE ATTY GEN	I-C82201806256290	01 2473	CHILD SUPPORT:	ORDER #2012-DCL-0866	000000	348.92
01-003185	OFFICE OF THE ATTY GEN	I-C82201807096294	01 2473	CHILD SUPPORT:	ORDER #2012-DCL-0866	000000	348.92

VENDOR SET: 01 City of South Padre Island

BANK: OPER

FUND : 01 GENERAL FUND

DEPARTMENT: N/A NON-DEPARTMENTAL

INVOICE DATE RANGE: 1/01/1998 THRU 99/99/9999

PAY DATE RANGE: 6/18/2018 THRU 7/13/2018

BUDGET TO USE: CB-CURRENT BUDGET

VENDOR	NAME	ITEM #	G/L ACCOUNT	NAME	DESCRIPTION	CHECK #	AMOUNT
01-003185	OFFICE OF THE ATTY GEN	I-C91201806256290	01 2473	CHILD SUPPORT: AG 0012920905		000000	296.77
01-003185	OFFICE OF THE ATTY GEN	I-C91201807096294	01 2473	CHILD SUPPORT: AG 0012920905		000000	296.77
01-003185	OFFICE OF THE ATTY GEN	I-C93201806256290	01 2473	CHILD SUPPORT: ORDER # 99125207D		000000	101.54
01-003185	OFFICE OF THE ATTY GEN	I-C93201807096294	01 2473	CHILD SUPPORT: ORDER # 99125207D		000000	101.54
01-003185	OFFICE OF THE ATTY GEN	I-C95201806256290	01 2473	CHILD SUPPORT: CASE #0013025749		000000	420.00
01-003185	OFFICE OF THE ATTY GEN	I-C95201807096294	01 2473	CHILD SUPPORT: CASE #0013025749		000000	420.00
						VENDOR 01-003185 TOTALS	10,411.32
01-003444	CITIBANK	I-060318	01 2489	PURCHASING CA: P CARD PURCHASES MAY 141724			55,842.67
						VENDOR 01-003444 TOTALS	55,842.67
01-006133	DEARBORN NATIONAL	I-62718	01 2465	VTL LIFE INSU: EMPLOYEE PREMIUMS, V 141742			60.34
01-006133	DEARBORN NATIONAL	I-62718	01 48042	MISCELLANEOUS: EMPLOYEE PREMIUMS, V 141742			0.01
						VENDOR 01-006133 TOTALS	60.33
01-006163	AMERICAN GENERAL LIFE	I-62618	01 2485	AMERICAN GENE: EMPLOYEE SALARY ALLO 141743			307.92
						VENDOR 01-006163 TOTALS	307.92
01-007001	ANA GARZA	I-C04201806256290	01 2473	CHILD SUPPORT: A/N 2003-03-1480-B 141746			194.88
01-007001	ANA GARZA	I-C04201807096294	01 2473	CHILD SUPPORT: A/N 2003-03-1480-B 141812			194.88
						VENDOR 01-007001 TOTALS	389.76
01-013216	ABRAHAM MEDRANO	I-62018	01 2492	SPIRIT COMMIT: 10 BRISKETS COOKED, 141723			300.00
						VENDOR 01-013216 TOTALS	300.00
01-018509	SAM'S CLUB DIRECT	I-3959	01 2492	SPIRIT COMMIT: PLATES,ETC. 4TH OF J 141766			168.31
						VENDOR 01-018509 TOTALS	168.31
01-019222	S.P.I. FIREFIGHTERS AS	I-062618	01 2472	FIREFIGHTERS : ASSOCIATION DUES JUN 141767			361.00
01-019222	S.P.I. FIREFIGHTERS AS	I-71118	01 2472	FIREFIGHTERS : ASSOCIATION DUES JUL 141841			361.00
						VENDOR 01-019222 TOTALS	722.00



VENDOR SET: 01 City of South Padre Island

BANK: OPER

FUND : 01 GENERAL FUND

DEPARTMENT: N/A NON-DEPARTMENTAL

INVOICE DATE RANGE: 1/01/1998 THRU 99/99/9999

PAY DATE RANGE: 6/18/2018 THRU 7/13/2018

BUDGET TO USE: CB-CURRENT BUDGET

VENDOR	NAME	ITEM #	G/L ACCOUNT	NAME	DESCRIPTION	CHECK #	AMOUNT
01-019327	SOUTH PADRE ISLAND PRO	I-062618	01 2487	POLICE DEPT A:	ASSOCIATION DUES JUN 999999		105.00
01-019327	SOUTH PADRE ISLAND PRO	I-70918	01 2487	POLICE DEPT A:	ASSOCIATION DUES 7/1 999999		105.00
VENDOR 01-019327 TOTALS							210.00
01-020057	TML MULTISTATE IEBP	I-070118	01 2461	TML MEDICAL :	JULY 2018 MEDICAL PR 999999		13,767.40
01-020057	TML MULTISTATE IEBP	I-070118	01 2484	VISION :	JULY 2018 MEDICAL PR 999999		459.00
VENDOR 01-020057 TOTALS							14,226.40
01-020100	T.M.R.S.	I-070318	01 2470	T.M.R.S. :	JUNE 2018 CITY CONTR 999999		46,059.56
VENDOR 01-020100 TOTALS							46,059.56
01-020123	TML-INTERGOVERNMENTAL	I-62718	01 1400	PREPAID EXPEN:	TMLIRP WINDSTORM -CO 141847		65,004.52
VENDOR 01-020123 TOTALS							65,004.52
01-020700	TRANSAMERICA WORKSITE	I-62718	01 2464	TRANSAMERICA :	EMPLOYEE PREMIUMS, J 141777		15.18
01-020700	TRANSAMERICA WORKSITE	I-62718	01 48042	MISCELLANEOUS:	EMPLOYEE PREMIUMS, J 141777		0.01
VENDOR 01-020700 TOTALS							15.17
01-020766	TRELLIS COMPANY	I-DX6201806256290	01 2469	DEBTORS WAGE : C 96638300		141778	114.05
01-020766	TRELLIS COMPANY	I-DX6201807096294	01 2469	DEBTORS WAGE : C 96638300		141855	115.98
VENDOR 01-020766 TOTALS							230.03
01-024191	ROSA ZAPATA	I-062018	01 2492	SPIRIT COMMIT: 4-SCHILITTERBAHNTCKT	141716		144.00
VENDOR 01-024191 TOTALS							144.00
01-1	GARY JENKINS	I-70918	01 47046	ANIMAL SERVIC: GARY JENKINS: REFUND	141870		20.00
VENDOR 01-1 TOTALS							20.00

DEPARTMENT NON-DEPARTMENTAL TOTAL: 198,408.65

VENDOR SET: 01 City of South Padre Islan

BANK: OPER

FUND : 01 GENERAL FUND

DEPARTMENT: 512 CITY MANAGERS OFFICE

INVOICE DATE RANGE: 1/01/1998 THRU 99/99/9999

PAY DATE RANGE: 6/18/2018 THRU 7/13/2018

BUDGET TO USE: CB-CURRENT BUDGET

VENDOR	NAME	ITEM #	G/L ACCOUNT	NAME	DESCRIPTION	CHECK #	AMOUNT
01-007609	SUSAN GUTHRIE	C-060418-C	01 512-0550	TRAVEL EXPENS:	TRIP CANCELLED PER J	000000	447.99-
01-007609	SUSAN GUTHRIE	C-060518	01 512-0550	TRAVEL EXPENS:	TRIP CANCELLED PER J	000000	138.00-
01-007609	SUSAN GUTHRIE	I-060418	01 512-0550	TRAVEL EXPENS:	MILEAGE GALVESTON TR	000000	447.90
01-007609	SUSAN GUTHRIE	I-060418-1	01 512-0550	TRAVEL EXPENS:	ADD'L AMT NEEDED MIL	000000	0.09
01-007609	SUSAN GUTHRIE	I-060518	01 512-0550	TRAVEL EXPENS:	PER DIEM GALVESTON T	000000	138.00
VENDOR 01-007609 TOTALS							0.00
01-009686	DARLA A. JONES	C-060418	01 512-0550	TRAVEL EXPENS:	TRIP CANCELLED	000000	447.99-
01-009686	DARLA A. JONES	C-060518-C	01 512-0550	TRAVEL EXPENS:	TRIP CANCELLED PER J	000000	138.00-
01-009686	DARLA A. JONES	I-060418	01 512-0550	TRAVEL EXPENS:	MILEAGE GALVESTON TR	000000	447.99
01-009686	DARLA A. JONES	I-060518	01 512-0550	TRAVEL EXPENS:	PER DIEM: GALVESTON	000000	138.00
VENDOR 01-009686 TOTALS							0.00
01-018509	SAM'S CLUB DIRECT	I-2843	01 512-0120	CONSUMABLES :	WATER,SFT DRNKS, CAN	141766	94.26
01-018509	SAM'S CLUB DIRECT	I-3960	01 512-0120	CONSUMABLES :	FORKS,CUPS, CMO SUPP	141766	25.44
VENDOR 01-018509 TOTALS							119.70
01-020057	TML MULTISTATE IEPP	I-070118	01 512-0081	GROUP INSURAN:	JULY 2018 MEDICAL PR	999999	2,434.60
VENDOR 01-020057 TOTALS							2,434.60
01-020100	T.M.R.S.	I-070318	01 512-0080	TMRS :	JUNE 2018 CITY CONTR	999999	4,995.03
VENDOR 01-020100 TOTALS							4,995.03
DEPARTMENT 512 CITY MANAGERS OFFICE TOTAL:							7,549.33

VENDOR SET: 01 City of South Padre Islan

BANK: OPER

FUND : 01 GENERAL FUND

DEPARTMENT: 513 FINANCE DEPARTMENT

INVOICE DATE RANGE: 1/01/1998 THRU 99/99/9999

PAY DATE RANGE: 6/18/2018 THRU 7/13/2018

BUDGET TO USE: CB-CURRENT BUDGET

VENDOR	NAME	ITEM #	G/L ACCOUNT	NAME	DESCRIPTION	CHECK #	AMOUNT	
01-003248	DOLLY CASTILLO	I-70518	01 513-0101	OFFICE SUPPLI:	PURCHASE OF SMALL RE 999999		50.00	
					VENDOR 01-003248 TOTALS		50.00	
01-007154	GOVERNMENT FINANCE OFF	I-0129884	01 513-0551	DUES & MEMBER:	MEMBERSHIP: CHRISTIN 141817		150.00	
01-007154	GOVERNMENT FINANCE OFF	I-62518	01 513-0551	DUES & MEMBER:	MEMBERSHIP RENEWAL: 141817		170.00	
					VENDOR 01-007154 TOTALS		320.00	
01-019638	TEXAS COMPTROLLER OF P	I-70618	01 513-0551	DUES & MEMBER:	TX CO-OP ANNUAL MEMB 141845		100.00	
					VENDOR 01-019638 TOTALS		100.00	
01-020057	TML MULTISTATE IEBP	I-070118	01 513-0081	GROUP INSURAN:	JULY 2018 MEDICAL PR 999999		2,941.52	
					VENDOR 01-020057 TOTALS		2,941.52	
01-020100	T.M.R.S.	I-070318	01 513-0080	TMRS	: JUNE 2018 CITY CONTR 999999		2,945.16	
					VENDOR 01-020100 TOTALS		2,945.16	
01-020602	TOUCAN GRAPHICS	I-24664	01 513-0101	OFFICE SUPPLI:	250 BUS. CARDS, MARI 141774		29.00	
					VENDOR 01-020602 TOTALS		29.00	
01-1	DELUXE	I-02042868267	01 513-0101	OFFICE SUPPLI:	DELUXE:1200 DBA MAX 141868		226.33	
					VENDOR 01-1 TOTALS		226.33	
DEPARTMENT 513 FINANCE DEPARTMENT							TOTAL:	6,612.01

VENDOR SET: 01 City of South Padre Island

BANK: OPER

FUND : 01 GENERAL FUND

DEPARTMENT: 514 PLANNING DEPARTMENT

INVOICE DATE RANGE: 1/01/1998 THRU 99/99/9999

PAY DATE RANGE: 6/18/2018 THRU 7/13/2018

BUDGET TO USE: CB-CURRENT BUDGET

VENDOR	NAME	ITEM #	G/L ACCOUNT	NAME	DESCRIPTION	CHECK #	AMOUNT
01-016600	PT ISABEL/SO PADRE PRE	I-061418	01 514-0101	OFFICE SUPPLI:	1 YR SUBSCRIPTION, P 141704		22.00
VENDOR 01-016600 TOTALS							22.00
01-020057	TML MULTISTATE IEBP	I-070118	01 514-0081	GROUP INSURAN:	JULY 2018 MEDICAL PR 999999		925.15
VENDOR 01-020057 TOTALS							925.15
01-020100	T.M.R.S.	I-070318	01 514-0080	TMRS	: JUNE 2018 CITY CONTR 999999		1,331.33
VENDOR 01-020100 TOTALS							1,331.33
DEPARTMENT 514 PLANNING DEPARTMENT						TOTAL:	2,278.48

VENDOR SET: 01 City of South Padre Island

BANK; OPER

FUND : 01 GENERAL FUND

DEPARTMENT: 515 TECHNOLOGY DEPARTMENT

INVOICE DATE RANGE: 1/01/1998 THRU 99/99/9999

PAY DATE RANGE: 6/18/2018 THRU 7/13/2018

BUDGET TO USE: CB-CURRENT BUDGET

VENDOR	NAME	ITEM #	G/L ACCOUNT	NAME	DESCRIPTION	CHECK #	AMOUNT
01-004089	DEPT OF INFO RESOURCES	I-18050600N	01 515-0501	COMMUNICATION:	TEXAN RATE PHONE I.D	141803	8.92
VENDOR 01-004089 TOTALS							8.92
01-007400	GRANICUS, INC.	I-99598	01 515-0415	SERVICE CONTR:	ENCODING APPL. SOFTW	999999	100.00
VENDOR 01-007400 TOTALS							100.00
01-009117	TYLER TECHNOLOGIES INC	I-025-226542	01 515-0415	SERVICE CONTR:	PD TYLER SERVICES	141822	19,790.59
VENDOR 01-009117 TOTALS							19,790.59
01-019140	SHORETEL INC.	I-IN-1020782	01 515-0501	COMMUNICATION:	VOIP PHONE SERVICES	141839	2,840.45
VENDOR 01-019140 TOTALS							2,840.45
01-019182	SMARTCOM TELEPHONE.LLC	I-70118	01 515-0415	SERVICE CONTR:	PT2 PT RADIO CONNECT	141840	223.08
VENDOR 01-019182 TOTALS							223.08
01-019502	AT&T	I-06032018	01 515-0501	COMMUNICATION:	AT&T FAX & LAND LINE	141706	1,015.20
01-019502	AT&T	I-0632018	01 515-0501	COMMUNICATION:	AT&T FAX & LAND LINE	141706	144.69
01-019502	AT&T	I-0632018	01 515-0501	COMMUNICATION:	AT&T FAX & LAND LINE	141706	36.03
VENDOR 01-019502 TOTALS							1,195.92
01-019688	SUPER CIRCUITS	I-INV7683	01 515-0410	MACHINERY & E:	PD-SURVEILLANCE	141707	716.46
VENDOR 01-019688 TOTALS							716.46
01-020057	TML MULTISTATE IBBP	I-070118	01 515-0081	GROUP INSURAN:	JULY 2018 MEDICAL PR	999999	1,470.76
VENDOR 01-020057 TOTALS							1,470.76
01-020100	T.M.R.S.	I-070318	01 515-0080	TMRS	: JUNE 2018 CITY CONTR	999999	1,758.07
VENDOR 01-020100 TOTALS							1,758.07

VENDOR NAME ITEM # G/L ACCOUNT NAME DESCRIPTION CHECK # AMOUNT

01-020185 TIME WARNER CABLE I-0024491061818 01 515-0415 SERVICE CONTR: SERVICE @ CITY HALL 141773 1,195.92  
01-020185 TIME WARNER CABLE I-00292350704418 01 515-0415 SERVICE CONTR: SERVICE AT FIRE DEPT 141850 304.97  
01-020185 TIME WARNER CABLE I-0213755061018 01 515-0415 SERVICE CONTR: SERVICE AT FIRE DEPT 141709 320.64

VENDOR 01-020185 TOTALS 1,821.53

01-020644 T-MOBILE I-61518 01 515-0501 COMMUNICATION: DATA SERVICE 141775 1,537.81

VENDOR 01-020644 TOTALS 1,537.81

DEPARTMENT 515 TECHNOLOGY DEPARTMENT TOTAL: 31,463.59

7/12/2018 9:29 AM

REGULAR DEPARTMENT PAYMENT REPORT

PAGE: 9

VENDOR SET: 01 City of South Padre Island

BANK: OPER

FUND : 01 GENERAL FUND

DEPARTMENT: 516 HUMAN RESOURCES

INVOICE DATE RANGE: 1/01/1998 THRU 99/99/9999

PAY DATE RANGE: 6/18/2018 THRU 7/13/2018

BUDGET TO USE: CB-CURRENT BUDGET

VENDOR	NAME	ITEM #	G/L	ACCOUNT	NAME	DESCRIPTION	CHECK #	AMOUNT
01-002068	JULIANNA R. BARRON	I-061418	01	516-0514	TUITION ASSIS:	TUITION REIMBURSEMEN	999999	391.00
						VENDOR 01-002068	TOTALS	391.00
01-003444	CITIBANK	I-060318	01	516-9031	RECRUITMENT C:	W. PEREZ P CARD	141724	229.00-
						VENDOR 01-003444	TOTALS	229.00-
01-004043	CHRISTOPHER DE LEON	I-53018	01	516-0514	TUITION ASSIS:	TUITION REIMBURSEMEN	141734	1,215.00
						VENDOR 01-004043	TOTALS	1,215.00
01-004048	DEER OAKS EAP SERVICES	I-COSPI118-06	01	516-0530	PROFESSIONAL :	JUNE 2018 EAP SERVIC	141680	139.50
						VENDOR 01-004048	TOTALS	139.50
01-006101	FIRST CHECK	I-9553	01	516-0530	PROFESSIONAL :	PRE-EMPLOYMENT SCREE	141810	84.25
						VENDOR 01-006101	TOTALS	84.25
01-020057	TML MULTISTATE IEBP	I-070118	01	516-0081	GROUP INSURAN:	JULY 2018 MEDICAL PR	999999	1,470.76
						VENDOR 01-020057	TOTALS	1,470.76
01-020100	T.M.R.S.	I-070318	01	516-0080	TMRS	: JUNE 2018 CITY CONTR	999999	1,786.48
						VENDOR 01-020100	TOTALS	1,786.48
DEPARTMENT 516 HUMAN RESOURCES							TOTAL:	4,857.99

7/12/2018 9:29 AM

REGULAR DEPARTMENT PAYMENT REPORT

PAGE: 10

VENDOR SET: 01 City of South Padre Island

BANK: OPER

FUND : 01 GENERAL FUND

DEPARTMENT: 520 MUNICIPAL COURT

INVOICE DATE RANGE: 1/01/1998 THRU 99/99/9999

PAY DATE RANGE: 6/18/2018 THRU 7/13/2018

BUDGET TO USE: CB-CURRENT BUDGET

VENDOR	NAME	ITEM #	G/L ACCOUNT	NAME	DESCRIPTION	CHECK #	AMOUNT
01-004101	STUART J. DIAMOND	I-51818	01 520-0550	TRAVEL EXPENS:	PER DIEM/MILEAGE:	JU 141681	481.36
01-004101	STUART J. DIAMOND	I-70118	01 520-0530	PROFESSIONAL :	PROSECUTOR SVCS	999999	1,335.00
						VENDOR 01-004101 TOTALS	1,816.36
01-013178	CRYSTAL I. VASQUEZ	I-51818	01 520-0550	TRAVEL EXPENS:	PER DIEM/MILEAGE:	JUN 999999	453.56
						VENDOR 01-013178 TOTALS	453.56
01-020057	TML MULTISTATE IEBP	I-070118	01 520-0081	GROUP INSURAN:	JULY 2018 MEDICAL PR	999999	973.84
						VENDOR 01-020057 TOTALS	973.84
01-020100	T.M.R.S.	I-070318	01 520-0080	TMRS	: JUNE 2018 CITY CONTR	999999	799.45
						VENDOR 01-020100 TOTALS	799.45
01-1	LEAH MICHELLE HUFF	I-070918	01 520-0530	PROFESSIONAL :	LEAH MICHELLE HUFF:	141869	2,024.22
						VENDOR 01-1 TOTALS	2,024.22
						DEPARTMENT 520 MUNICIPAL COURT TOTAL:	6,067.43



VENDOR SET: 01 City of South Padre Islan

BANK: OPER

FUND : 01 GENERAL FUND

DEPARTMENT: 521 POLICE DEPARTMENT

INVOICE DATE RANGE: 1/01/1998 THRU 99/99/9999

PAY DATE RANGE: 6/18/2018 THRU 7/13/2018

BUDGET TO USE: CB-CURRENT BUDGET

VENDOR	NAME	ITEM #	G/L ACCOUNT	NAME	DESCRIPTION	CHECK #	AMOUNT
01-002702	BREATH TEST SERVICES	I-1593	01 521-0415	SERVICE CONTR:	BREATH TEST SERV	JUL 141730	2,500.00
					VENDOR 01-002702	TOTALS	2,500.00
01-020057	TML MULTISTATE IEBP	I-070118	01 521-0081	GROUP INSURAN:	JULY 2018 MEDICAL PR	999999	18,511.73
					VENDOR 01-020057	TOTALS	18,511.73
01-020100	T.M.R.S.	I-070318	01 521-0080	TMRS	: JUNE 2018 CITY CONTR	999999	20,567.83
					VENDOR 01-020100	TOTALS	20,567.83
01-020102	TEXAS POLICE ASSOCIATI	I-62518	01 521-0551	DUES & MEMBER:	TPA MEMBERSHIP; RAND	141772	30.00
					VENDOR 01-020102	TOTALS	30.00
01-021209	US PUBLIC SAFETY GROUP	I-000530	01 521-0150	MINOR TOOLS &:	PD-30 FLEX BADGES	141859	829.91
					VENDOR 01-021209	TOTALS	829.91
01-022151	VHS HARLINGEN HOSPITAL	I-304814163	01 521-0530	PROFESSIONAL :	MEDICAL FORENSIC EXA	141715	550.00
					VENDOR 01-022151	TOTALS	550.00
01-023058	WHATABURGER	I-1096772	01 521-0571	FOOD FOR PRIS:	PRISONER MEAL	141862	4.49
01-023058	WHATABURGER	I-1152851	01 521-0571	FOOD FOR PRIS:	PRISONER MEALS	141862	62.86
01-023058	WHATABURGER	I-11529591	01 521-0571	FOOD FOR PRIS:	PRISONER MEALS	141781	8.78
01-023058	WHATABURGER	I-1152961	01 521-0571	FOOD FOR PRIS:	PRISONER MEALS	141781	13.17
01-023058	WHATABURGER	I-1152962	01 521-0571	FOOD FOR PRIS:	PRISONER MEALS	141781	13.17
01-023058	WHATABURGER	I-1152963	01 521-0591	FOOD FOR PRIS:	PRISONER MEALS	141781	9.58
01-023058	WHATABURGER	I-1152964	01 521-0571	FOOD FOR PRIS:	PRISONER MEALS	141781	26.34
01-023058	WHATABURGER	I-1152965	01 521-0571	FOOD FOR PRIS:	PRISONER MEALS	141781	13.17
01-023058	WHATABURGER	I-1152966	01 521-0571	FOOD FOR PRIS:	PRISONER MEALS	141781	14.37
01-023058	WHATABURGER	I-1152967	01 521-0571	FOOD FOR PRIS:	PRISONER MEAL	141781	4.39
01-023058	WHATABURGER	I-1152968	01 521-0571	FOOD FOR PRIS:	PRISONER MEALS	141781	8.78
01-023058	WHATABURGER	I-1152969	01 521-0571	FOOD FOR PRIS:	PRISONER MEALS	141781	35.12
01-023058	WHATABURGER	I-1152970	01 521-0571	FOOD FOR PRIS:	PRISONER MEALS	141781	17.56
01-023058	WHATABURGER	I-1152971	01 521-0571	FOOD FOR PRIS:	PRISONER MEALS	141781	13.17
01-023058	WHATABURGER	I-1152973	01 521-0571	FOOD FOR PRIS:	PRISONER MEALS	141781	13.17
01-023058	WHATABURGER	I-1152974	01 521-0571	FOOD FOR PRIS:	PRISONER MEALS	141781	17.56

7/12/2018 9:29 AM

REGULAR DEPARTMENT PAYMENT REPORT

PAGE: 12

VENDOR SET: 01 City of South Padre Islan

BANK: OPER

FUND : 01 GENERAL FUND

DEPARTMENT: 521 POLICE DEPARTMENT

INVOICE DATE RANGE: 1/01/1998 THRU 99/99/9999

PAY DATE RANGE: 6/18/2018 THRU 7/13/2018

BUDGET TO USE: CB-CURRENT BUDGET

VENDOR	NAME	ITEM #	G/L ACCOUNT	NAME	DESCRIPTION	CHECK #	AMOUNT
01-023058	WHATABURGER	I-1152975	01 521-0571	FOOD FOR PRIS:	PRISONER MEALS	141781	8.78
01-023058	WHATABURGER	I-1152976	01 521-0571	FOOD FOR PRIS:	PRISONER MEALS	141862	13.17
01-023058	WHATABURGER	I-1152977	01 521-0571	FOOD FOR PRIS:	PRISONER MEALS	141781	17.56
01-023058	WHATABURGER	I-1152978	01 521-0571	FOOD FOR PRIS:	PRISONER MEALS	141781	17.56
01-023058	WHATABURGER	I-1152981	01 521-0571	FOOD FOR PRIS:	PRISONER MEALS	141781	13.17
01-023058	WHATABURGER	I-1152982	01 521-0571	FOOD FOR PRIS:	PRISONER MEAL	141862	4.39
01-023058	WHATABURGER	I-1152983	01 521-0571	FOOD FOR PRIS:	PRISONER MEALS	141862	17.56
01-023058	WHATABURGER	I-1153057	01 521-0571	FOOD FOR PRIS:	PRISONER MEALS	141862	19.26
01-023058	WHATABURGER	I-1153059	01 521-0571	FOOD FOR PRIS:	PRISONER MEAL	141862	4.39
01-023058	WHATABURGER	I-1153060	01 521-0571	FOOD FOR PRIS:	PRISONER MEALS	141862	8.78
01-023058	WHATABURGER	I-1153061	01 521-0571	FOOD FOR PRIS:	PRISONER MEAL	141862	4.39
01-023058	WHATABURGER	I-1153062	01 521-0571	FOOD FOR PRIS:	PRISONER MEAL	141862	4.39
01-023058	WHATABURGER	I-1153063	01 521-0571	FOOD FOR PRIS:	PRISONER MEALS	141862	17.56
01-023058	WHATABURGER	I-1153064	01 521-0571	FOOD FOR PRIS:	PRISONER MEALS	141862	21.95
						VENDOR 01-023058 TOTALS	448.59

DEPARTMENT 521 POLICE DEPARTMENT TOTAL: 43,438.06

VENDOR SET: 01 City of South Padre Island

BANK: OPER

FUND : 01 GENERAL FUND

DEPARTMENT: 522 FIRE DEPARTMENT

INVOICE DATE RANGE: 1/01/1998 THRU 99/99/9999

PAY DATE RANGE: 6/18/2018 THRU 7/13/2018

BUDGET TO USE: CB-CURRENT BUDGET

VENDOR	NAME	ITEM #	G/L ACCOUNT	NAME	DESCRIPTION	CHECK #	AMOUNT
01-001082	LMH & LMH LLC.	I-18-1297	01 522-0415	SERVICE CONTR:	QTRLY FIRE ALARM SYS	141674	120.00
VENDOR 01-001082 TOTALS							120.00
01-002145	BIO-OPS, LLC	I-17-8712	01 522-0415	SERVICE CONTR:	DISPOSAL OF REGULATE	141792	30.00
VENDOR 01-002145 TOTALS							30.00
01-002439	BOUND TREE MEDICAL, LLC	I-828566.39	01 522-0114	MEDICAL SUPPL:	Medical Supplies	141795	2,877.94
01-002439	BOUND TREE MEDICAL, LLC	I-82857862	01 522-0114	MEDICAL SUPPL:	Medical Supplies	141795	11.00
01-002439	BOUND TREE MEDICAL, LLC	I-82898467	01 522-0114	MEDICAL SUPPL:	10 BX DILITIAZEM, 5	141795	39.25
01-002439	BOUND TREE MEDICAL, LLC	I-82903952	01 522-0114	MEDICAL SUPPL:	Defibrillator Mount	141795	621.00
01-002439	BOUND TREE MEDICAL, LLC	I-82912511	01 522-0114	MEDICAL SUPPL:	1-BX- C4 MIDAZOLAM 5	141795	95.94
01-002439	BOUND TREE MEDICAL, LLC	I-82912512	01 522-0114	MEDICAL SUPPL:	2 CS, STERILE WATER,	141795	474.84
VENDOR 01-002439 TOTALS							4,119.97
01-003680	TEXAS COMM ON FIRE PRO	I-061518	01 522-0513	TRAINING EXPE:	TCFP FEE FOR BASIC W	141672	275.00
01-003680	TEXAS COMM ON FIRE PRO	I-061518-1	01 522-0513	TRAINING EXPE:	TCFP FEE FOR BASIC W	141673	165.00
01-003680	TEXAS COMM ON FIRE PRO	I-62618	01 522-0513	TRAINING EXPE:	BASIC WILDLAND TESTI	141733	330.00
VENDOR 01-003680 TOTALS							770.00
01-003905	CULLIGAN WATER	I-800528986	01 522-0415	SERVICE CONTR:	250#SOLAR SALT DELIV	141679	51.25
01-003905	CULLIGAN WATER	I-800530793	01 522-0415	SERVICE CONTR:	250# SOLAR SALT DEL.	141801	51.25
VENDOR 01-003905 TOTALS							102.50
01-004311	EMP, INC.	I-1993575	01 522-0114	MEDICAL SUPPL:	INTUBATION KIT, SPLI	141683	472.82
VENDOR 01-004311 TOTALS							472.82
01-007075	GALLS, LLC	I-010127897	01 522-0130	WEARING APPAR:	1-PR SHOES, FOR . ES	141813	124.99
VENDOR 01-007075 TOTALS							124.99
01-007111	OSCAR GONZALEZ	I-061218	01 522-0550	TRAVEL EXPENS:	MEAL REIMBURSEMENT	141685	41.43
VENDOR 01-007111 TOTALS							41.43

VENDOR SET: 01 City of South Padre Island

BANK: OPER

FUND : 01 GENERAL FUND

DEPARTMENT: 522 FIRE DEPARTMENT

INVOICE DATE RANGE: 1/01/1998 THRU 99/99/9999

PAY DATE RANGE: 6/18/2018 THRU 7/13/2018

BUDGET TO USE: CB-CURRENT BUDGET

VENDOR	NAME	ITEM #	G/L ACCOUNT	NAME	DESCRIPTION	CHECK #	AMOUNT
01-007600	GULF COAST PAPER CO. I	I-1522523	01 522-0160	LAUNDRY & JAN:	2-CS M/F TOWELS FIRE	141818	42.28
VENDOR 01-007600 TOTALS							42.28
01-008287	HOYT ENTERPRISES, INC.	I-043508	01 522-0415	SERVICE CONTR:	QTRLY SERVICE WO#54	141691	516.25
VENDOR 01-008287 TOTALS							516.25
01-008313	HENRY SCHEIN INC	I-53793096	01 522-0114	MEDICAL SUPPL:	Narcotics Box	141820	1,173.33
01-008313	HENRY SCHEIN INC	I-54025031	01 522-0114	MEDICAL SUPPL:	1 CS. ADULT/CHI,SPLI	141692	387.38
VENDOR 01-008313 TOTALS							1,560.71
01-009166	INTERCITY AMBULANCE FO	I-15297	01 522-0415	SERVICE CONTR:	20 HRS. TOTAL MAY 27	141750	1,158.40
VENDOR 01-009166 TOTALS							1,158.40
01-013114	MATHESON TRI-GAS INC.	I-17669783	01 522-0114	MEDICAL SUPPL:	MISC. OXYGEN CYLINDE	141696	284.20
01-013114	MATHESON TRI-GAS INC.	I-17854086	01 522-0114	MEDICAL SUPPL:	MISC. OXY CYLINDERS	141826	341.20
VENDOR 01-013114 TOTALS							625.40
01-013506	METRO FIRE APPARATUS S	I-126330-1	01 522-0410	MACHINERY & E:	REPAIR 1 REGULATOR	141829	132.10
VENDOR 01-013506 TOTALS							132.10
01-014059	NPPA	I-7253932Y	01 522-0107	BOOKS & PERIO:	1-1045 PUBLIC FIRE &	141699	44.10
01-014059	NPPA	I-7256479Y	01 522-0107	BOOKS & PERIO:	MISC.PUBLICATIONS RE	141699	174.60
VENDOR 01-014059 TOTALS							218.70
01-015010	OFFICE DEPOT	I-151599299001	01 522-0160	LAUNDRY & JAN:	1 BX SHREDDER BAGS,	141700	32.57
01-015010	OFFICE DEPOT	I-151601065001	01 522-0150	MINOR TOOLS &:	1- CROSSCUT SHREDDER	141760	172.79
VENDOR 01-015010 TOTALS							205.36
01-018509	SAM'S CLUB DIRECT	I-52318	01 522-0160	LAUNDRY & JAN:	COFFEE & MISC. JANIT	141766	101.09
01-018509	SAM'S CLUB DIRECT	I-52318	01 522-0170	DORM AND KITC:	COFFEE & MISC. JANIT	141766	84.88
VENDOR 01-018509 TOTALS							185.97

VENDOR SET: 01 City of South Padre Island

BANK: OPER

FUND : 01 GENERAL FUND

DEPARTMENT: 522 FIRE DEPARTMENT

INVOICE DATE RANGE: 1/01/1998 THRU 99/99/9999

PAY DATE RANGE: 6/18/2018 THRU 7/13/2018

BUDGET TO USE: CB-CURRENT BUDGET

VENDOR	NAME	ITEM #	G/L ACCOUNT	NAME	DESCRIPTION	CHECK #	AMOUNT
01-020016	TERMINIX	I-376551259	01 522-0415	SERVICE CONTR:	PEST CONTROL FIRE ST	141846	140.00
						VENDOR 01-020016 TOTALS	140.00
01-020057	TML MULTISTATE IEBP	I-070118	01 522-0081	GROUP INSURAN:	JULY 2018 MEDICAL PR	999999	13,125.11
						VENDOR 01-020057 TOTALS	13,125.11
01-020100	T.M.R.S.	I-070318	01 522-0080	TMRS	: JUNE 2018 CITY CONTR	999999	17,509.16
						VENDOR 01-020100 TOTALS	17,509.16
01-020181	THYSSENKRUPP ELEVATOR	I-3003992496	01 522-0415	SERVICE CONTR:	FULL MAINTENCE ON EL	141849	662.97
						VENDOR 01-020181 TOTALS	662.97
01-020602	TOUCAN GRAPHICS	I-24593	01 522-0150	MINOR TOOLS &:	PAIR OF CUSTOM CAR M	141711	56.00
						VENDOR 01-020602 TOTALS	56.00
01-023124	GARY WILBURN	I-70318	01 522-0130	WEARING APPAR:	REIMBURSE: DRYCLEANI	141864	11.80
						VENDOR 01-023124 TOTALS	11.80
01-024001	RICHARD J. YBARRA, M.D	I-7440	01 522-0530	PROFESSIONAL :	Medical Director Fee	141867	1,000.00
						VENDOR 01-024001 TOTALS	1,000.00
01-1	FOREMOST PROMOTIONS	I-433611	01 522-0106	FIRE PREVENTI:	FOREMOST PROMOTIONS:	141720	145.00
01-1	LOS FRESNOS AMBULANCE	I-61318	01 522-0415	SERVICE CONTR:	LOS FRESNOS AMBULANC	141788	463.36
01-1	BAPTIST HEALTH SYSTEM	I-MAR-18	01 522-0114	MEDICAL SUPPL:	BAPTIST HEALTH SYSTE	141722	559.99
						VENDOR 01-1 TOTALS	1,168.35

DEPARTMENT 522 FIRE DEPARTMENT TOTAL: 44,100.27

7/12/2018 9:29 AM

REGULAR DEPARTMENT PAYMENT REPORT

PAGE: 16

VENDOR SET: 01 City of South Padre Islan

BANK: OPER

FUND : 01 GENERAL FUND

DEPARTMENT: 532 HEALTH/CODE ENFORCEMENT

INVOICE DATE RANGE: 1/01/1998 THRU 99/99/9999

PAY DATE RANGE: 6/18/2018 THRU 7/13/2018

BUDGET TO USE: CB-CURRENT BUDGET

VENDOR	NAME	ITEM #	G/L ACCOUNT	NAME	DESCRIPTION	CHECK #	AMOUNT
01-002861	JOE LEE BRYANT	I-252	01 532-0545	LOT MOWING	: MOWING ETC @ 218 W.	141731	60.00
01-002861	JOE LEE BRYANT	I-253	01 532-0545	LOT MOWING	: MOWING ETC @ 1817 PA	141731	65.00
						VENDOR 01-002861 TOTALS	125.00
01-006162	JUAN FLORES	I-1805835	01 532-0545	LOT MOWING	: MOWING @ 103 E. LANT	999999	30.00
01-006162	JUAN FLORES	I-1805836	01 532-0545	LOT MOWING	: MOWING @ 125 E. ACAP	999999	35.00
01-006162	JUAN FLORES	I-1805837	01 532-0545	LOT MOWING	: MOWING @ 107 E. REDS	999999	30.00
01-006162	JUAN FLORES	I-1805838	01 532-0545	LOT MOWING	: MOWING @ 109 E PIKE	999999	30.00
						VENDOR 01-006162 TOTALS	125.00
01-008133	MIGUEL ANGEL HERNANDEZ	I-25	01 532-0545	LOT MOWING	: MOWING @ 5909 TROPIC	999999	50.00
						VENDOR 01-008133 TOTALS	50.00
01-015010	OFFICE DEPOT	I-152383710001	01 532-0101	OFFICE SUPPLI:	FSTNRS, FOLDERS, BIND	141700	134.82
						VENDOR 01-015010 TOTALS	134.82
01-020057	TML MULTISTATE IEBP	I-070118	01 532-0081	GROUP INSURAN:	JULY 2018 MEDICAL PR	999999	2,876.98
						VENDOR 01-020057 TOTALS	2,876.98
01-020100	T.M.R.S.	I-070316	01 532-0080	TMRS	: JUNE 2018 CITY CONTR	999999	2,364.63
						VENDOR 01-020100 TOTALS	2,364.63
01-1	GOLD STAR CONSTRUCTION	I-2K17440	01 532-0101	OFFICE SUPPLI:	GOLD STAR CONSTRUCTI	141719	250.00
						VENDOR 01-1 TOTALS	250.00

DEPARTMENT 532 HEALTH/CODE ENFORCEMENT TOTAL: 5,926.43

VENDOR SET: 01 City of South Padre Islan

BANK: OPER

FUND : 01 GENERAL FUND

DEPARTMENT: 540 FLEET MANAGEMENT

INVOICE DATE RANGE: 1/01/1998 THRU 99/99/9999

PAY DATE RANGE: 6/18/2018 THRU 7/13/2018

BUDGET TO USE: CB-CURRENT BUDGET

VENDOR	NAME	ITEM #	G/L ACCOUNT	NAME	DESCRIPTION	CHECK #	AMOUNT
01-002074	JACOB BUSTER BARSH	I-18012	01 540-1007	MOTOR VEHICLE:	AMBULANCE - PIRE DEP	141791	66,400.00
						VENDOR 01-002074 TOTALS	66,400.00
01-004291	ELLIFF MOTORS HGN, LTD	I-91325	01 540-0420-04	REPAIRS & MAI:	PARTS FOR REPAIR OF	141737	1,700.00
						VENDOR 01-004291 TOTALS	1,700.00
01-012091	CINTAS UNIFORM	I-538105852	01 540-0130	WEARING APPAR:	UNIFORMS,MATS, MOPS, 141695		17.71
01-012091	CINTAS UNIFORM	I-538107873	01 540-0130	WEARING APPAR:	UNIFORMS, MATS, MOPS 141754		17.77
01-012091	CINTAS UNIFORM	I-538109881	01 540-0130	WEARING APPAR:	UNIFORMS, MATS, MOPS 141825		17.77
						VENDOR 01-012091 TOTALS	53.25
01-013284	MERCHANTS AUTOMOTIVE G	I-62718	01 540-9996	LEASE - FEES :	534524,2013 FORD F- 999999		225.00
01-013284	MERCHANTS AUTOMOTIVE G	I-62718	01 540-9996	LEASE - FEES :	538868,2012 FORD F-3 999999		225.00
01-013284	MERCHANTS AUTOMOTIVE G	I-62718	01 540-9996	LEASE - FEES :	534580,2013 DOES F-3 999999		225.00
01-013284	MERCHANTS AUTOMOTIVE G	I-62718	01 540-9996	LEASE - FEES :	534528, 2013 FORD FU 999999		225.00
						VENDOR 01-013284 TOTALS	900.00
01-018028	EFRAIN RAMIREZ	I-61918	01 540-0550	TRAVEL EXPENS:	MILEAGE REIMBURSEMEN	141705	25.61
						VENDOR 01-018028 TOTALS	25.61
01-020057	TML MULTISTATE IEBP	I-070118	01 540-0081	GROUP INSURAN:	JULY 2018 MEDICAL PR 999999		973.84
						VENDOR 01-020057 TOTALS	973.84
01-020100	T.M.R.S.	I-070318	01 540-0080	TMRS	: JUNE 2018 CITY CONTR 999999		797.45
						VENDOR 01-020100 TOTALS	797.45
01-021226	US BANK VOYAGER FLEET	I-869326488826	01 540-0104-01	FUEL & LUBRIC:	FUEL PURCHASED MAY 2 141860		6,833.30
01-021226	US BANK VOYAGER FLEET	I-869326488826	01 540-0104-02	FUEL & LUBRIC:	FUEL PURCHASED MAY 2 141860		1,236.16
01-021226	US BANK VOYAGER FLEET	I-869326488826	01 540-0104-03	FUEL & LUBRIC:	FUEL PURCHASED MAY 2 141860		2,870.83
01-021226	US BANK VOYAGER FLEET	I-869326488826	01 540-0104-04	FUEL & LUBRIC:	FUEL PURCHASED MAY 2 141860		1,491.61
01-021226	US BANK VOYAGER FLEET	I-869326488826	01 540-0104-05	FUEL & LUBRIC:	FUEL PURCHASED MAY 2 141860		1,431.62
						VENDOR 01-021226 TOTALS	13,863.52
DEPARTMENT 540 FLEET MANAGEMENT							TOTAL: 84,713.67

VENDOR SET: 01 City of South Padre Island  
 FUND : 01 GENERAL FUND  
 DEPARTMENT: 541 BUILDING MAINTENANCE  
 INVOICE DATE RANGE: 1/01/1998 THRU 99/99/9999  
 PAY DATE RANGE: 6/18/2018 THRU 7/13/2018  
 BUDGET TO USE: CB-CURRENT BUDGET

VENDOR NAME ITEM # G/L ACCOUNT NAME DESCRIPTION CHECK # AMOUNT

01-012091 CINTAS UNIFORM I-538105852 01 541-0130 WEARING APPAR: UNIFORMS, MATS, MOPS, 141695 19.31  
 01-012091 CINTAS UNIFORM I-538107873 01 541-0130 WEARING APPAR: UNIFORMS, MATS, MOPS 141754 19.31  
 01-012091 CINTAS UNIFORM I-538109881 01 541-0130 WEARING APPAR: UNIFORMS, MATS, MOPS 141825 19.31

VENDOR 01-012091 TOTALS 57.93

01-019499 SOUTHWEST TEXAS EQUIPM I-2159254 01 541-0415 SERVICE CONTR: ICE MACHINE RENTAL 141842 100.00

VENDOR 01-019499 TOTALS 100.00

01-020016 TERMINIX I-376300341 01 541-0415 SERVICE CONTR: BEST CONTROL 4601 PA 141708 225.00

01-020016 TERMINIX I-376393061 01 541-0415 SERVICE CONTR: BEST CONTROL 4501 PA 141771 50.00

VENDOR 01-020016 TOTALS 275.00

01-020057 TML MULTISTATE IEBP I-070118 01 541-0081 GROUP INSURAN: JULY 2018 MEDICAL PR 9999999 973.84

VENDOR 01-020057 TOTALS 973.84

01-020100 T.M.R.S. I-070318 01 541-0080 TRMS : JUNE 2018 CITY CONTR 9999999 497.86

VENDOR 01-020100 TOTALS 497.86

01-020181 THYSSENKRUPP ELEVATOR I-3003991546 01 541-0415 SERVICE CONTR: ELEVATOR MAINT 17-18 141848 1,200.00

VENDOR 01-020181 TOTALS 1,200.00

01-022162 VDB ENTERPRISES I-5702 01 541-0110 FLAGS : 3- SPI FLAGS 141780 463.31

VENDOR 01-022162 TOTALS 463.31

01-023160 WORTH HYDROCHEM OF COR I-20829 01 541-0415 SERVICE CONTR: WTR CHILLER TRINTM 9999999 300.00

VENDOR 01-023160 TOTALS 300.00

DEPARTMENT 541 BUILDING MAINTENANCE TOTAL: 3,867.94



7/12/2018 9:29 AM

REGULAR DEPARTMENT PAYMENT REPORT

PAGE: 19

VENDOR SET: 01 City of South Padre Islan

BANK: OPER

FUND : 01 GENERAL FUND

DEPARTMENT: 542 INSPECTIONS DIVISION

INVOICE DATE RANGE: 1/01/1998 THRU 99/99/9999

PAY DATE RANGE: 6/18/2018 THRU 7/13/2018

BUDGET TO USE: CB-CURRENT BUDGET

VENDOR	NAME	ITEM #	G/L ACCOUNT	NAME	DESCRIPTION	CHECK #	AMOUNT
01-013367	ALEXANDER M. MOORE	I-61918	01 542-0550	TRAVEL EXPENS:	LUNCH ALLOWANCE -CEA 999999		36.00
VENDOR 01-013367 TOTALS							36.00
01-020057	TML MULTISTATE IEBP	I-070118	01 542-0081	GROUP INSURAN:	JULY 2018 MEDICAL PR 999999		1,470.76
VENDOR 01-020057 TOTALS							1,470.76
01-020100	T.M.R.S.	I-070318	01 542-0080	TMRS	: JUNE 2018 CITY CONTR 999999		1,410.80
VENDOR 01-020100 TOTALS							1,410.80
01-020602	TOUCAN GRAPHICS	I-24663	01 542-0101	OFFICE SUPPLI:	1000 BUSINESS CARDS, 141774		49.00
VENDOR 01-020602 TOTALS							49.00

DEPARTMENT 542 INSPECTIONS DIVISION TOTAL: 2,966.56

VENDOR SET: 01 City of South Padre Island

BANK: OPER

FUND : 01 GENERAL FUND

DEPARTMENT: 543 PUBLIC WORKS DEPARTMENT

INVOICE DATE RANGE: 1/01/1998 THRU 99/99/9999

PAY DATE RANGE: 6/18/2018 THRU 7/13/2018

BUDGET TO USE: CB-CURRENT BUDGET

VENDOR	NAME	ITEM #	G/L ACCOUNT	NAME	DESCRIPTION	CHECK #	AMOUNT
01-003704	CAMERON COUNTY	I-61318	01 543-0432	CAUSEWAY LIGH:	CAUSEWAY LTNG 5/04-6	141678	153.77
01-003704	CAMERON COUNTY	I-62818	01 543-0432	CAUSEWAY LIGH:	CAUSEWAY LTNG 5/16-6	141800	162.15
						VENDOR 01-003704 TOTALS	315.92
01-008172	MICHAEL R. HEEP	I-093-18	01 543-0412	LANDSCAPE :	MISC. BUTTERFLY FRIE	141819	185.00
						VENDOR 01-008172 TOTALS	185.00
01-008380	HURRICANE FENCE CO.	I-1237841	01 543-0416	STREETS & RIG:	INSTALL FENCE ON LAG	141693	1,850.00
						VENDOR 01-008380 TOTALS	1,850.00
01-009845	JOLVAZ, LLC	I-5144	01 543-0417	STORM SEWERS :	VACUM SERVICE & JETT	141751	19,800.00
						VENDOR 01-009845 TOTALS	19,800.00
01-011117	KINNEY BONDED WAREHOUS	I-401936-00	01 543-0412	LANDSCAPE :	FERTILIZER FOR GREEN	141753	1,412.10
						VENDOR 01-011117 TOTALS	1,412.10
01-012050	LOS EBANOS FARMS	I-020230	01 543-0412	LANDSCAPE :	22-BOUGAINVILLEA, 27	141824	299.25
						VENDOR 01-012050 TOTALS	299.25
01-012091	CINTAS UNIFORM	I-538105852	01 543-0130	WEARING APPAR:	UNIFORMS, MATS, MOPS,	141695	330.67
01-012091	CINTAS UNIFORM	I-538107873	01 543-0130	WEARING APPAR:	UNIFORMS, MATS, MOPS	141754	330.24
01-012091	CINTAS UNIFORM	I-538109881	01 543-0130	WEARING APPAR:	UNIFORMS, MATS, MOPS	141825	330.24
						VENDOR 01-012091 TOTALS	991.15
01-020057	TML MULTISTATE IEBP	I-070118	01 543-0081	GROUP INSURAN:	JULY 2018 MEDICAL PR	999999	9,675.36
						VENDOR 01-020057 TOTALS	9,675.36
01-020100	T.M.R.S.	I-070318	01 543-0080	TMRS :	JUNE 2018 CITY CONTR	999999	7,122.73
						VENDOR 01-020100 TOTALS	7,122.73

7/12/2018 9:29 AM

REGULAR DEPARTMENT PAYMENT REPORT

PAGE: 21

VENDOR SET: 01 City of South Padre Island

BANK; OPER

FUND : 01 GENERAL FUND

DEPARTMENT: 543 PUBLIC WORKS DEPARTMENT

INVOICE DATE RANGE: 1/01/1998 THRU 99/99/9999

PAY DATE RANGE: 6/18/2018 THRU 7/13/2018

BUDGET TO USE: CB-CURRENT BUDGET

VENDOR	NAME	ITEM #	G/L ACCOUNT	NAME	DESCRIPTION	CHECK #	AMOUNT
01-021134	UNITED RENTALS (NORTH	I-154666463-006	01 543-0416	STREETS & RIG:	BACKHOB RENTAL	141857	1,779.00
					VENDOR 01-021134	TOTALS	1,779.00
01-022038	THE VALVE AGENCY, INC.	I-26842-18-6498	01 543-0416	STREETS & RIG:	CHECK VALVE WS	141714	6,544.00
					VENDOR 01-022038	TOTALS	6,544.00
01-023100	WHITE LUMBER & SUPPLY	I-542606	01 543-0412	LANDSCAPE	: 3- 2 X 6- 2- 2 X 8 T	141863	62.43
					VENDOR 01-023100	TOTALS	62.43

DEPARTMENT 543 PUBLIC WORKS DEPARTMENT TOTAL: 50,036.94

VENDOR SET: 01 City of South Padre Island

BANK: OPER

FUND : 01 GENERAL FUND

DEPARTMENT: 570 GENERAL SERVICES

INVOICE DATE RANGE: 1/01/1998 THRU 99/99/9999

PAY DATE RANGE: 6/18/2018 THRU 7/13/2018

BUDGET TO USE: CB-CURRENT BUDGET

VENDOR	NAME	ITEM #	G/L ACCOUNT	NAME	DESCRIPTION	CHECK #	AMOUNT
01-001138	A-FAST DELIVERY, LLC	I-2018001725	01 570-0108	POSTAGE	: DELIVERY OF PART FRO 141727		17.75
					VENDOR 01-001138 TOTALS		17.75
01-003430	CNA SURETY	I-70918	01 570-9060	OFFICIALS/LAW: BOND# 68383267	TX P 141799		371.00
					VENDOR 01-003430 TOTALS		371.00
01-004133	DENTON NAVARRO ROCHA B	I-23894	01 570-9030	LEGAL SERVICE: SOUTH PADRE LITIGATI	141805		352.50
01-004133	DENTON NAVARRO ROCHA B	I-23895	01 570-9030	LEGAL SERVICE: PROF. SERV. SEASCAPE	141806		111.00
01-004133	DENTON NAVARRO ROCHA B	I-23896	01 570-9030	LEGAL SERVICE: PROF SERVICES, C#C-1	141807		806.58
					VENDOR 01-004133 TOTALS		1,270.08
01-004446	ESTRADA HINOJOSA & CO	I-3289	01 570-9025	INVESTMENT AD: CONTINUING DISCLOSUR	141739		2,000.00
					VENDOR 01-004446 TOTALS		2,000.00
01-006034	FED EX	I-6-221-13270	01 570-0108	POSTAGE	: MSC. SHIPPING CHARGE 141741		109.44
					VENDOR 01-006034 TOTALS		109.44
01-007048	GIDDY-UP DELIVERY SERV	I-534288	01 570-0108	POSTAGE	: DELIVERY FROM TIPTON 141684		9.52
					VENDOR 01-007048 TOTALS		9.52
01-007115	GEXA ENERGY, LP	I-25743836-4	01 570-0580	ELECTRICITY	: 4617 GULF BLVD 141815		16.25
01-007115	GEXA ENERGY, LP	I-257438834-4	01 570-0580	ELECTRICITY	: ELECTRIC BILL DATED 141816		13,120.31
					VENDOR 01-007115 TOTALS		13,136.56
01-013404	MOUNTAIN GLACIER, LLC	I-0301075728	01 570-0581	WATER, SEWER, :	BOTTLED WATER DEL. P 141698		45.00
01-013404	MOUNTAIN GLACIER, LLC	I-0301075730	01 570-0581	WATER, SEWER, :	BOTTLED WATER DEL. C 141698		67.50
01-013404	MOUNTAIN GLACIER, LLC	I-0301075731	01 570-0581	WATER, SEWER, :	COOLER RENTAL- COMM. 141698		2.00
01-013404	MOUNTAIN GLACIER, LLC	I-0301075736	01 570-0581	WATER, SEWER, :	BOTTLED WATER DEL. P 141698		49.50
01-013404	MOUNTAIN GLACIER, LLC	I-0301075737	01 570-0581	WATER, SEWER, :	BOTTLED WATER DEL CI 141698		41.90
01-013404	MOUNTAIN GLACIER, LLC	I-0301080094	01 570-0581	WATER, SEWER, :	BOTTLED WATER DEL. P 141827		45.00
01-013404	MOUNTAIN GLACIER, LLC	I-0301080096	01 570-0581	WATER, SEWER, :	WATER AND CUPS DEL. 141827		167.75
01-013404	MOUNTAIN GLACIER, LLC	I-0301080101	01 570-0581	WATER, SEWER, :	BOTTLED WATER DEL PU 141827		40.50
					VENDOR 01-013404 TOTALS		459.15

VENDOR SET: 01 City of South Padre Islan

BANK: OPER

FUND : 01 GENERAL FUND

DEPARTMENT: 570 GENERAL SERVICES

INVOICE DATE RANGE: 1/01/1998 THRU 99/99/9999

PAY DATE RANGE: 6/18/2018 THRU 7/13/2018

BUDGET TO USE: CB-CURRENT BUDGET

VENDOR	NAME	ITEM #	G/L	ACCOUNT	NAME	DESCRIPTION	CHECK #	AMOUNT
01-018154	REPUBLIC SERVICES #863	I-0863001493021	01	570-0581	WATER, SEWER, :	ON CALL SERVICE 108	141764	2,033.54
01-018154	REPUBLIC SERVICES #863	I-0863001500867	01	570-0581	WATER, SEWER, :	4501 PADRE BLVE JULY	141836	316.61
01-018154	REPUBLIC SERVICES #863	I-0863001503929	01	570-0581	WATER, SEWER, :	108 W, RETAMA ON CAL	141836	1,697.30
							VENDOR 01-018154 TOTALS	4,047.45
01-018509	SAM'S CLUB DIRECT	I-15711888425	01	570-0101	OFFICE SUPPLI:	10 CS. COPY PAPER	C 141766	264.80
							VENDOR 01-018509 TOTALS	264.80
01-020123	TML-INTERGOVERNMENTAL	I-62718	01	570-9052	WINDSTORM INS:	TMLIRP WINDSTORM -CO	141847	20,500.00
							VENDOR 01-020123 TOTALS	20,500.00
01-021095	UNITED PARCEL SERVICE	I-000034965X268	01	570-0108	POSTAGE	: SERVICE CHARGES	141856	49.80
							VENDOR 01-021095 TOTALS	49.80
01-023900	XEROX CORPORATION	I-093735376	01	570-0510	RENTAL OF EQU:	COPIER/PRINTER LEASE	141865	1,136.11
01-023900	XEROX CORPORATION	I-093735377	01	570-0510	RENTAL OF EQU:	COPIER/PRINTER LEASE	141865	108.48
01-023900	XEROX CORPORATION	I-093735379	01	570-0510	RENTAL OF EQU:	COPIER/PRINTER FINA	141865	521.70
01-023900	XEROX CORPORATION	I-093735381	01	570-0510	RENTAL OF EQU:	COPIER /PRINTER PUB	141865	1,249.43
01-023900	XEROX CORPORATION	I-093735382	01	570-0510	RENTAL OF EQU:	COPIER/PD BOOKING	141865	235.66
01-023900	XEROX CORPORATION	I-093735383	01	570-0510	RENTAL OF EQU:	COPIER/PRINTER PD -C	141865	717.10
01-023900	XEROX CORPORATION	I-093735387	01	570-0510	RENTAL OF EQU:	COPERI/PRINTER RECEP	141865	103.98
01-023900	XEROX CORPORATION	I-2093735380	01	570-0510	RENTAL OF EQU:	PRINTER/COPIER LEASE	141865	245.93
							VENDOR 01-023900 TOTALS	4,318.39
01-1	P.F.PETTIBONE & CO.	I-174594	01	570-9174	RECORDS MANAG:	P.F.PETTIBONE & CO.:	141785	173.90
01-1	AMAYA SURVEYING CO., L	I-2964	01	570-9030	LEGAL SERVICE:	AMAYA SURVEYING CO.,	141718	500.00
							VENDOR 01-1 TOTALS	673.90
							DEPARTMENT 570 GENERAL SERVICES TOTAL:	47,227.84

7/12/2018 9:29 AM

REGULAR DEPARTMENT PAYMENT REPORT

PAGE: 24

VENDOR SET: 01 City of South Padre Islan

BANK: OPER

FUND : 01 GENERAL FUND

DEPARTMENT: 572 SPECIAL PROJECTS

INVOICE DATE RANGE: 1/01/1998 THRU 99/99/9999

PAY DATE RANGE: 6/18/2018 THRU 7/13/2018

BUDGET TO USE: CB-CURRENT BUDGET

VENDOR	NAME	ITEM #	G/L ACCOUNT	NAME	DESCRIPTION	CHECK #	AMOUNT
01-006177	FRIENDS OF ANIMAL RESC	I-62018	01 572-9085	ANIMAL SERVIC:	ANIMAL SERVICES FY17	141744	11,250.00
						VENDOR 01-006177 TOTALS	11,250.00
01-011142	KRAFTSMAN	I-34488	01 572-9177	PARK IMPROVEM:	BUTTERFLY PARK SIGN	141694	3,471.00
						VENDOR 01-011142 TOTALS	3,471.00
						DEPARTMENT 572 SPECIAL PROJECTS TOTAL:	14,721.00
						VENDOR SET 01 GENERAL FUND TOTAL:	554,236.19

7/12/2018 9:29 AM

REGULAR DEPARTMENT PAYMENT REPORT

PAGE: 25

VENDOR SET: 01 City of South Padre Island

BANK: OPER

FUND : 02 HOTEL/MOTEL TAX FUND

DEPARTMENT: N/A NON-DEPARTMENTAL

INVOICE DATE RANGE: 1/01/1998 THRU 99/99/9999

PAY DATE RANGE: 6/18/2018 THRU 7/13/2018

BUDGET TO USE: CB-CURRENT BUDGET

VENDOR	NAME	ITEM #	G/L ACCOUNT	NAME	DESCRIPTION	CHECK #	AMOUNT
01-020123	TML-INTERGOVERNMENTAL	I-62718	02 1400	PREPAID EXPEN:	TMLIRP WINDSTORM -CO	141847	5,942.25
						VENDOR 01-020123 TOTALS	5,942.25

DEPARTMENT	NON-DEPARTMENTAL	TOTAL:	5,942.25
------------	------------------	--------	----------

7/12/2018 9:29 AM

REGULAR DEPARTMENT PAYMENT REPORT

PAGE: 26

VENDOR SET: 01 City of South Padre Island

BANK: OPER

FUND : 02 HOTEL/MOTEL TAX FUND

DEPARTMENT: 590 VISITORS BUREAU

INVOICE DATE RANGE: 1/01/1998 THRU 99/99/9999

PAY DATE RANGE: 6/18/2018 THRU 7/13/2018

BUDGET TO USE: CB-CURRENT BUDGET

VENDOR	NAME	ITEM #	G/L ACCOUNT	NAME	DESCRIPTION	CHECK #	AMOUNT
01-004089	DEPT OF INFO RESOURCES	I-18050600N-1	02 590-0501	COMMUNICATION:	TEX-AN CHARGES MAY 2	141803	7.06
					VENDOR 01-004089 TOTALS		7.06
01-006034	FED EX	I-1-707-11846	02 590-0108	POSTAGE	: MISC. SHIPPING CVB	141809	92.59
					VENDOR 01-006034 TOTALS		92.59
01-007115	GEXA ENERGY, LP	I-257438834-4	02 590-0580	ELECTRICITY	: ELECTRIC BILL DATED	141816	665.92
					VENDOR 01-007115 TOTALS		665.92
01-014237	DONNELLY HOLDINGS, LTD	I-828371	02 590-0415	SERVICE CONTR:	FILTER REPLACEMENT V	141830	22.50
					VENDOR 01-014237 TOTALS		22.50
01-018154	REPUBLIC SERVICES #863	I-0863001502396	02 590-0581	WATER,SEWER &:	610 PADRE BLVD, JULY	141836	102.56
					VENDOR 01-018154 TOTALS		102.56
01-019140	SHORETEL INC.	I-IN-1020782-1	02 590-0501	COMMUNICATION:	VOIP PHONE SERV. AUG	141839	189.72
					VENDOR 01-019140 TOTALS		189.72
01-020057	TML MULTISTATE IEBP	I-070118	02 590-0081	GROUP INSURAN:	JULY 2018 MEDICAL PR	999999	1,470.76
					VENDOR 01-020057 TOTALS		1,470.76
01-020100	T.M.R.S.	I-070318	02 590-0080	TMRS	: JUNE 2018 CITY CONTR	999999	1,019.13
					VENDOR 01-020100 TOTALS		1,019.13
01-020123	TML-INTERGOVERNMENTAL	I-62718	02 590-0520	INSURANCE	: TMLIRP WINDSTORM -CO	141847	1,980.75
					VENDOR 01-020123 TOTALS		1,980.75
01-020355	TK LAWN CARE	I-824	02 590-0412	LANDSCAPE	: LANDSCAPE VC	141852	220.00
					VENDOR 01-020355 TOTALS		220.00



7/12/2018 9:29 AM

REGULAR DEPARTMENT PAYMENT REPORT

PAGE: 27

VENDOR SET: 01 City of South Padre Island

BANK: OPER

FUND : 02 HOTEL/MOTEL TAX FUND

DEPARTMENT: 590 VISITORS BUREAU

INVOICE DATE RANGE: 1/01/1998 THRU 99/99/9999

PAY DATE RANGE: 6/18/2018 THRU 7/13/2018

BUDGET TO USE: CB-CURRENT BUDGET

VENDOR	NAME	ITEM #	G/L ACCOUNT	NAME	DESCRIPTION	CHECK #	AMOUNT
01-021095	UNITED PARCEL SERVICE	I-0000648239268-1	02 590-0108	POSTAGE	: MISC. SERVI CHARGES	141856	27.00
VENDOR 01-021095 TOTALS							27.00
01-021102	UNIFIRST HOLDINGS, INC	I-8132756007	02 590-0160	LAUNDRY & JAN:	MISC. MATS, MOPS, ET 999999		69.10
VENDOR 01-021102 TOTALS							69.10
01-021226	US BANK VOYAGER FLEET	I-869326488826	02 590-0104	FUELS & LUBRI:	FUEL PURCHASED MAY 2 141860		31.26
VENDOR 01-021226 TOTALS							31.26
DEPARTMENT 590 VISITORS BUREAU						TOTAL:	5,898.35

VENDOR SET: 01 City of South Padre Islan

BANK; OPER

FUND : 02 HOTEL/MOTEL TAX FUND

DEPARTMENT: 592 SALES & ADMINISTRATION

INVOICE DATE RANGE: 1/01/1998 THRU 99/99/9999

PAY DATE RANGE: 6/18/2018 THRU 7/13/2018

BUDGET TO USE: CB-CURRENT BUDGET

VENDOR	NAME	ITEM #	G/L	ACCOUNT	NAME	DESCRIPTION	CHECK #	AMOUNT	
01-003444	CITIBANK	I-060318	02	592-0550	TRAVEL EXPENS:	ENTERPRISE RENTAL M. 141724		9.20-	
01-003444	CITIBANK	I-060318	02	592-0550	TRAVEL EXPENS:	ENTERPRISE RENTAL M. 141724		6.95-	
							VENDOR 01-003444	TOTALS	16.15-
01-004089	DEPT OF INFO RESOURCES	I-18050600N-1	02	592-0501	COMMUNICATION:	TEX-AN CHARGES MAY 2 141803		14.35	
							VENDOR 01-004089	TOTALS	14.35
01-006170	MICHAEL FLORES	I-041618	02	592-0550	TRAVEL EXPENS:	PER DIEM: FLORIDA JU 999999		222.00	
							VENDOR 01-006170	TOTALS	222.00
01-006711	GDS TRANSPORT, LLC	I-159912	02	592-0534	AIRPORT SHUTT:	AIRPORT SHUTTLE 141745		1,745.00	
01-006711	GDS TRANSPORT, LLC	I-160008	02	592-0534	AIRPORT SHUTT:	AIRPORT SHUTTLE 141745		1,490.00	
01-006711	GDS TRANSPORT, LLC	I-160011	02	592-0534	AIRPORT SHUTT:	AIRPORT SHUTTLE 141745		2,390.00	
01-006711	GDS TRANSPORT, LLC	I-160014	02	592-0534	AIRPORT SHUTT:	AIRPORT SHUTTLE 141745		4,370.00	
01-006711	GDS TRANSPORT, LLC	I-160017	02	592-0534	AIRPORT SHUTT:	AIRPORT SHUTTLE 141745		12,610.00	
01-006711	GDS TRANSPORT, LLC	I-160031	02	592-0534	AIRPORT SHUTT:	AIRPORT SHUTTLE 141745		6,800.00	
01-006711	GDS TRANSPORT, LLC	I-160117	02	592-0534	AIRPORT SHUTT:	AIRPORT SHUTTLE 141745		4,470.00	
							VENDOR 01-006711	TOTALS	33,875.00
01-007122	GOLF CONNECTIONS, LLC	I-10160	02	592-0230	STOCK - PROMO:	CONF BAGS 141686		3,320.00	
							VENDOR 01-007122	TOTALS	3,320.00
01-011014	KARINA'S DESIGN	I-0900	02	592-0130	WEARING APPAR:	6 SHIRTS EMBROIDERED 141752		42.00	
							VENDOR 01-011014	TOTALS	42.00
01-012102	LA QUINTA INN & SUITES	I-07301414	02	592-0535	FAMILIARIZATI:	LODGING FOR 2018 SPI 141755		5,876.28	
							VENDOR 01-012102	TOTALS	5,876.28
01-012146	THE LAPEL PINS PLUS NE	I-62518	02	592-0230	STOCK - PROMO:	SPI BOTTLE OPENERS 141756		2,294.00	
							VENDOR 01-012146	TOTALS	2,294.00

VENDOR SET: 01 City of South Padre Islan

BANK: OPER

FUND : 02 HOTEL/MOTEL TAX FUND

DEPARTMENT: 592 SALES & ADMINISTRATION

INVOICE DATE RANGE: 1/01/1998 THRU 99/99/9999

PAY DATE RANGE: 6/18/2018 THRU 7/13/2018

BUDGET TO USE: CB-CURRENT BUDGET

VENDOR	NAME	ITEM #	G/L ACCOUNT	NAME	DESCRIPTION	CHECK #	AMOUNT
01-013291	TRAVIS MILUM	I-61918	02 592-0550	TRAVEL EXPENS:	REIMBURSE MEALS/MILE 141758		581.64
01-013291	TRAVIS MILUM	I-62618	02 592-0550	TRAVEL EXPENS:	MILEAGE REIMBURSEMEN 141758		228.35
VENDOR 01-013291 TOTALS							809.99
01-019140	SHORETEL INC.	I-IN-1020782-1	02 592-0501	COMMUNICATION:	VOIP PHONE SERV. AUG 141839		149.02
VENDOR 01-019140 TOTALS							149.02
01-020057	TML MULTISTATE IEBP	I-070118	02 592-0081	GROUP INSURAN:	JULY 2018 MEDICAL PR 999999		2,941.52
VENDOR 01-020057 TOTALS							2,941.52
01-020100	T.M.R.S.	I-070318	02 592-0080	TMRS	: JUNE 2018 CITY CONTR 999999		4,787.80
VENDOR 01-020100 TOTALS							4,787.80
01-020602	TOUCAN GRAPHICS	I-24575	02 592-0230	STOCK - PROMO:	TOTE BAG 141711		743.23
01-020602	TOUCAN GRAPHICS	I-24643	02 592-0101	OFFICE SUPPLI:	25- 13 PG SETS, TCCE 141711		146.25
01-020602	TOUCAN GRAPHICS	I-24657	02 592-0101	OFFICE SUPPLI:	2- NAME BADGES, T. M 141711		39.76
01-020602	TOUCAN GRAPHICS	I-24660	02 592-0101	OFFICE SUPPLI:	ART SERV. PRINTING, 141711		10.84
01-020602	TOUCAN GRAPHICS	I-24665	02 592-0101	OFFICE SUPPLI:	500 BUS, CARDS, TRAV 141774		39.00
01-020602	TOUCAN GRAPHICS	I-24787	02 592-0101	OFFICE SUPPLI:	2-METAL BADGES, M. F 141853		40.46
VENDOR 01-020602 TOTALS							1,019.54
01-021095	UNITED PARCEL SERVICE	I-0000648239238-1	02 592-0108	POSTAGE	: MISC. SHIPPING 141712		65.76
01-021095	UNITED PARCEL SERVICE	I-0000648239248-1	02 592-0108	POSTAGE	: MISC. SHIPPING CHARG 141779		117.55
01-021095	UNITED PARCEL SERVICE	I-0000648239258-1	02 592-0108	POSTAGE	: MISC. SHIPPING CVB 141856		54.38
VENDOR 01-021095 TOTALS							237.69
01-021149	MAGDALENA B. VASQUEZ	I-13324	02 592-0101	OFFICE SUPPLI:	3-TABLECLOTHS CLEANE 141858		36.00
VENDOR 01-021149 TOTALS							36.00
01-021226	US BANK VOYAGER FLEET	I-869326488826	02 592-0104	FUELS & LUBRI:	FUEL PURCHASED MAY 2 141860		184.50
VENDOR 01-021226 TOTALS							184.50

7/12/2018 9:29 AM

REGULAR DEPARTMENT PAYMENT REPORT

PAGE: 30

VENDOR SET: 01 City of South Padre Islan

BANK: OPER

FUND : 02 HOTEL/MOTEL TAX FUND

DEPARTMENT: 592 SALES & ADMINISTRATION

INVOICE DATE RANGE: 1/01/1998 THRU 99/99/9999

PAY DATE RANGE: 6/18/2018 THRU 7/13/2018

BUDGET TO USE: CB-CURRENT BUDGET

VENDOR	NAME	ITEM #	G/L ACCOUNT	NAME	DESCRIPTION	CHECK #	AMOUNT
01-023900	XEROX CORPORATION	I-093735375	02 592-0415	SERVICE CONTR:	PRINTER/COPIER LEASE	141865	1,252.06
						VENDOR 01-023900 TOTALS	1,252.06

DEPARTMENT 592 SALES & ADMINISTRATION TOTAL: 57,045.60

7/12/2018 9:29 AM

REGULAR DEPARTMENT PAYMENT REPORT

PAGE: 31

VENDOR SET: 01 City of South Padre Island

BANK: OPER

FUND : 02 MOTEL/MOTEL TAX FUND

DEPARTMENT: 593 EVENTS MARKETING

INVOICE DATE RANGE: 1/01/1998 THRU 99/99/9999

PAY DATE RANGE: 6/18/2018 THRU 7/13/2018

BUDGET TO USE: CB-CURRENT BUDGET

VENDOR	NAME	ITEM #	G/L ACCOUNT	NAME	DESCRIPTION	CHECK #	AMOUNT
01-007144	RAQUEL GETHERS	I-001-1	02 593-8099	MISC. SPONSOR:	SPONSORSHIP, 2018 LIF	141687	1,500.00
						VENDOR 01-007144 TOTALS	1,500.00
01-020057	TML MULTISTATE IEBP	I-070118	02 593-0081	GROUP INSURAN:	JULY 2018 MEDICAL PR	999999	496.92
						VENDOR 01-020057 TOTALS	496.92
01-020100	T.M.R.S.	I-070318	02 593-0080	TMRS	: JUNE 2018 CITY CONTR	999999	530.53
						VENDOR 01-020100 TOTALS	530.53
01-020602	TOUCAN GRAPHICS	I-24587	02 593-0101	OFFICE SUPPLI:	ART SERVICES, CINESO	141711	175.00
01-020602	TOUCAN GRAPHICS	I-24760	02 593-8060	ENTRANCE SIGN:	ART SERV:MEET THE AR	141853	92.00
						VENDOR 01-020602 TOTALS	267.00

DEPARTMENT 593 EVENTS MARKETING TOTAL: 2,794.45

VENDOR SET: 01 City of South Padre Islan

BANK: OPER

FUND : 02 HOTEL/MOTEL TAX FUND

DEPARTMENT: 594 MARKETING

INVOICE DATE RANGE: 1/01/1998 THRU 99/99/9999

PAY DATE RANGE: 6/18/2018 THRU 7/13/2018

BUDGET TO USE: CB-CURRENT BUDGET

VENDOR	NAME	ITEM #	G/L ACCOUNT	NAME	DESCRIPTION	CHECK #	AMOUNT
01-001344	THE ATKINS GROUP	I-INV--12729	02 594-0550	TRAVEL EXPENS:	TRAVEL EXP. SA -SPI	999999	1,706.74
01-001344	THE ATKINS GROUP	I-INV-12718	02 594-0530	PROFESSIONAL :	2017/18 ACCOUNT SERV	999999	13,500.00
01-001344	THE ATKINS GROUP	I-INV-12731	02 594-0530	PROFESSIONAL :	2017/2018 PUBLIC REL	999999	8,000.00
01-001344	THE ATKINS GROUP	I-INV-12733	02 594-0533	MARKETING :	TX HOMESCHOOL	999999	647.50
01-001344	THE ATKINS GROUP	I-INV-12734	02 594-0533	MARKETING :	TX HOMESCHOOL	999999	1,870.64
01-001344	THE ATKINS GROUP	I-INV-12735	02 594-0533	MARKETING :	TX HOMESCHOOL	999999	1,135.88
01-001344	THE ATKINS GROUP	I-INV-12736	02 594-0533	MARKETING :	TX HOMESCHOOL	999999	1,140.13
01-001344	THE ATKINS GROUP	I-INV-12737	02 594-0533	MARKETING :	TX HOMESCHOOL	999999	195.00
01-001344	THE ATKINS GROUP	I-INV-12739	02 594-0531	MEDIA PLACEME:	2017/18 MEDIA RESEAR	999999	241,078.30
01-001344	THE ATKINS GROUP	I-INV-12743	02 594-0559	CONTENT DEVEL:	FY 18	999999	2,400.00
01-001344	THE ATKINS GROUP	I-INV-12745	02 594-0537	PRODUCTION/CO:	PRODUCTION & EDITING	999999	26,741.25
01-001344	THE ATKINS GROUP	I-INV-12785	02 594-0537	PRODUCTION/CO:	CREATIVE & CONTENT S	999999	7,244.00
01-001344	THE ATKINS GROUP	I-INV-12786	02 594-0537	PRODUCTION/CO:	PRODUCTION & EDITING	999999	1,602.28
01-001344	THE ATKINS GROUP	I-INV-12787	02 594-0537	PRODUCTION/CO:	PRODUCTION & EDITING	999999	5,294.25
01-001344	THE ATKINS GROUP	I-INV-12793	02 594-0537	PRODUCTION/CO:	CREATIVE & CONTENT S	999999	26,471.25
						VENDOR 01-001344 TOTALS	339,027.22
01-009131	CLEAR CHANNEL AIRPORTS	I-792101628	02 594-0533	MARKETING :	AIRPORT DISPLAY-BROC	141823	2,622.03
						VENDOR 01-009131 TOTALS	2,622.03
						DEPARTMENT 594 MARKETING TOTAL:	341,649.25
						VENDOR SET 02 HOTEL/MOTEL TAX FUND TOTAL:	413,329.90

7/12/2018 9:29 AM

REGULAR DEPARTMENT PAYMENT REPORT

PAGE: 33

VENDOR SET: 01 City of South Padre Islan

BANK: OPER

FUND : 03 VENUE PROJECT FUND

DEPARTMENT: 597 VENUE PROJECT

INVOICE DATE RANGE: 1/01/1998 THRU 99/99/9999

PAY DATE RANGE: 6/16/2018 THRU 7/13/2018

BUDGET TO USE: CB-CURRENT BUDGET

VENDOR	NAME	ITEM #	G/L ACCOUNT	NAME	DESCRIPTION	CHECK #	AMOUNT
01-004446	ESTRADA HINOJOSA & CO	I-3289	03 597-0530	PROFESSIONAL	CONTINUING DISCLOSUR	141739	2,000.00
						VENDOR 01-004446 TOTALS	2,000.00

DEPARTMENT 597 VENUE PROJECT TOTAL: 2,000.00

VENDOR SET 03 VENUE PROJECT FUND TOTAL: 2,000.00

VENDOR SET: 01 City of South Padre Island

FUND : 06 CONVENTION CENTER FUND

DEPARTMENT: N/A NON-DEPARTMENTAL

INVOICE DATE RANGE: 1/01/1998 THRU 99/99/9999

PAY DATE RANGE: 6/18/2018 THRU 7/13/2018

BUDGET TO USE: CB-CURRENT BUDGET

VENDOR NAME	ITEM #	G/L ACCOUNT	NAME	DESCRIPTION	CHECK #	AMOUNT
=====						
01-020123 TML-INTERGOVERNMENTAL I-62718	06 1400		PREPAID EXPEN: TMLIRP WINDSTORM-CO 141847			30,617.25
VENDOR 01-020123 TOTALS						30,617.25
DEPARTMENT NON-DEPARTMENTAL						TOTAL: 30,617.25

VENDOR 01-020123 TOTALS 30,617.25

DEPARTMENT NON-DEPARTMENTAL TOTAL: 30,617.25



VENDOR SET: 01 City of South Padre Island

BANK: OPER

FUND : 06 CONVENTION CENTER FUND

DEPARTMENT: 565 CONVENTION CENTER OPER

INVOICE DATE RANGE: 1/01/1998 THRU 99/99/9999

PAY DATE RANGE: 6/18/2018 THRU 7/13/2018

BUDGET TO USE: CB-CURRENT BUDGET

VENDOR	NAME	ITEM #	G/L ACCOUNT	NAME	DESCRIPTION	CHECK #	AMOUNT
01-003150	CAMERON COUNTY PARKS-A	I-70918	06 565-0560	CAMERON COUNT:	LEASE PAYMENT FOR JU	141797	2,234.55
					VENDOR 01-003150 TOTALS		2,234.55
01-003418	JAMES R. MATTHEWS	I-0718	06 565-0415	SERVICE CONTR:	WATER TREATMENT JULY	141732	150.00
					VENDOR 01-003418 TOTALS		150.00
01-003419	DONNELLY HOLDINGS, LTD	I-159123	06 565-0114	MEDICAL	: MISC. MEDS & FIRST A	141798	70.35
					VENDOR 01-003419 TOTALS		70.35
01-004283	ECOLAB INC.	I-9806155	06 565-0415	SERVICE CONTR:	DISHMACHINE RENT 6/7	141682	100.99
					VENDOR 01-004283 TOTALS		100.99
01-005512	EXPRESS SERVICES, INC.	I-20737/820	06 565-0530	PROFESSIONAL	: TEMP LABOR CVB, JUNE	141808	130.24
01-005512	EXPRESS SERVICES, INC.	I-20769663	06 565-0530	PROFESSIONAL	: TEMP LABOR JUNE 17,	141740	130.24
01-005512	EXPRESS SERVICES, INC.	I-20805049	06 565-0530	PROFESSIONAL	: TEMP LABOR, JUNE 24,	141808	252.34
01-005512	EXPRESS SERVICES, INC.	I-20840674	06 565-0530	PROFESSIONAL	: TEMP LABOR CVB 7/01/	141808	504.68
					VENDOR 01-005512 TOTALS		1,017.50
01-006162	JUAN FLORES	I-0000655	06 565-0412	LANDSCAPE MAI:	LANDSCAPE cc	999999	1,350.00
					VENDOR 01-006162 TOTALS		1,350.00
01-006178	1ST CHOICE RESTAURANT	I-172314	06 565-0401	FURNITURE & F:	HEATED BANQUET CARTS	141811	11,983.79
					VENDOR 01-006178 TOTALS		11,983.79
01-007115	GEXA ENERGY, LP	I-257438834-4	06 565-0580	ELECTRICITY	: ELECTRIC BILL DATED	141816	13,462.00
					VENDOR 01-007115 TOTALS		13,462.00
01-007120	HELGESON PLUMBING, LLC	I-10734	06 565-0410	MACHINERY & E:	SERV CALL REPLACE WH	141748	526.60
					VENDOR 01-007120 TOTALS		526.60

VENDOR SET: 01 City of South Padre Islan

BANK: OPER

FUND : 06 CONVENTION CENTER FUND

DEPARTMENT: 565 CONVENTION CENTER OPER

INVOICE DATE RANGE: 1/01/1998 THRU 99/99/9999

PAY DATE RANGE: 6/18/2018 THRU 7/13/2018

BUDGET TO USE: CB-CURRENT BUDGET

VENDOR	NAME	ITEM #	G/L ACCOUNT	NAME	DESCRIPTION	CHECK #	AMOUNT
01-007600	GULF COAST PAPER CO. I	I-1513489	06 565-0160	LAUNDRY & JAN:	TISSUE, MISC. JANITO	141688	235.69
01-007600	GULF COAST PAPER CO. I	I-1514037	06 565-0160	LAUNDRY & JAN:	2 CT. DIXIE CUPS CV	141688	148.98
01-007600	GULF COAST PAPER CO. I	I-1515339	06 565-0160	LAUNDRY & JAN:	1-4 X 6 MAT- SUN TER	141688	108.95
01-007600	GULF COAST PAPER CO. I	I-1516776	06 565-0160	LAUNDRY & JAN:	ROLL TWLS, TISSUE, C	141749	178.74
01-007600	GULF COAST PAPER CO. I	I-1518747	06 565-0410	MACHINERY & E:	FALL PROTECT SYSTEM	141818	497.62
01-007600	GULF COAST PAPER CO. I	I-1519500	06 565-0160	LAUNDRY & JAN:	1 CT. FOAM HAND WASH	141818	38.75
01-007600	GULF COAST PAPER CO. I	I-1519834	06 565-0160	LAUNDRY & JAN:	ROLL TWLS, TISSUE, E	141818	498.97
01-007600	GULF COAST PAPER CO. I	I-1521731	06 565-0160	LAUNDRY & JAN:	TWLS, TISSUE, CAN LI	141818	312.23
VENDOR 01-007600 TOTALS							2,019.93
01-009000	IAVM	I-62118	06 565-0551	DUES & MEMBER:	MEMBERSHIP RENEW: K.	141821	470.00
VENDOR 01-009000 TOTALS							470.00
01-013284	MERCHANTS AUTOMOTIVE G	I-62718	06 565-9996	LEASE-FEES	: 534529,2013 FORD EXP	999999	225.00
VENDOR 01-013284 TOTALS							225.00
01-013404	MOUNTAIN GLACIER, LLC	I-0301078018	06 565-0103	CONSUMABLES	: BOTTLED WATER DEL. C	141759	45.00
VENDOR 01-013404 TOTALS							45.00
01-013500	MEETING PROFESSIONALS	I-62718	06 565-0551	DUES & MEMBER:	ANNUAL MEMBERSHIP DU	141828	479.00
VENDOR 01-013500 TOTALS							479.00
01-016169	JERRY PEREZ PLUMBING	I-62618	06 565-0411	BUILDING & ST:	REPLACE PISTON	141761	770.00
VENDOR 01-016169 TOTALS							770.00
01-016313	ARTURO PATINO S.	I-917676	06 565-0410	MACHINERY & E:	REPAIR FORKLIFT EXHA	141763	220.00
VENDOR 01-016313 TOTALS							220.00
01-017997	RUBEN RAMOS	I-1202	06 565-0415	SERVICE CONTR:	PEST CONTROL CC	141834	210.00
VENDOR 01-017997 TOTALS							210.00

VENDOR SET: 01 City of South Padre Island

BANK: OPER

FUND : 06 CONVENTION CENTER FUND

DEPARTMENT: 565 CONVENTION CENTER OPER

INVOICE DATE RANGE: 1/01/1998 THRU 99/99/9999

PAY DATE RANGE: 6/18/2018 THRU 7/13/2018

BUDGET TO USE: CB-CURRENT BUDGET

VENDOR	NAME	ITEM #	G/L ACCOUNT	NAME	DESCRIPTION	CHECK #	AMOUNT
01-018154	REPUBLIC SERVICES #863	I-0863001502458	06 565-0581	WATER, SEWER :	7355 PADRE BLVD JULY 141836		751.05
					VENDOR 01-018154 TOTALS		751.05
01-018509	SAM'S CLUB DIRECT	I-8822	06 565-0102	LOCAL MEETING: ASST. PASTRIES, ETC.	141766		40.67
					VENDOR 01-018509 TOTALS		40.67
01-019140	SHORETEL INC.	I-IN-1020782-1	06 565-0501	COMMUNICATION: VOIP PHONE SERV.	AUG 141839		424.11
					VENDOR 01-019140 TOTALS		424.11
01-019502	AT&T	I-060318	06 565-0501	COMMUNICATION: MONTHLY SERV.	JUNE 3 141706		293.37
					VENDOR 01-019502 TOTALS		293.37
01-019520	AT&T	I-61818	06 565-0501	COMMUNICATION: AT&T LONG DISTANCE:M	141844		88.84
					VENDOR 01-019520 TOTALS		88.84
01-019645	DARIN L. STRONG	I-3867	06 565-0410	MACHINERY & E: REPLACE COMPRESSOR	141769		3,985.00
01-019645	DARIN L. STRONG	I-3868	06 565-0410	MACHINERY & E: WORK ON CONDENSER CO	141769		250.00
					VENDOR 01-019645 TOTALS		4,235.00
01-020057	TML MULTISTATE IEBP	I-070118	06 565-0081	GROUP INSURAN: JULY 2018 MEDICAL PR	999999		4,869.20
					VENDOR 01-020057 TOTALS		4,869.20
01-020100	T.M.R.S.	I-070318	06 565-0080	TMRS : JUNE 2018 CITY CONTR	999999		3,281.66
					VENDOR 01-020100 TOTALS		3,281.66
01-020123	TML-INTERGOVERNMENTAL	I-62718	06 565-0520	INSURANCE : TMLIRP WINDSTORM -CO	141847		10,205.75
					VENDOR 01-020123 TOTALS		10,205.75

VENDOR SET: 01 City of South Padre Islan

BANK: OPER

FUND : 06 CONVENTION CENTER FUND

DEPARTMENT: 565 CONVENTION CENTER OPER

INVOICE DATE RANGE: 1/01/1998 THRU 99/99/9999

PAY DATE RANGE: 6/18/2018 THRU 7/13/2018

BUDGET TO USE: CB-CURRENT BUDGET

VENDOR	NAME	ITEM #	G/L ACCOUNT	NAME	DESCRIPTION	CHECK #	AMOUNT
01-020185	TIME WARNER CABLE	I-0029318062818	06 565-0415	SERVICE CONTR: WIFI 7355 PADRE BLVD	141850		3,205.94
VENDOR 01-020185 TOTALS							3,205.94
01-020219	GREEN , RUBIANO & ASSO	I-6552	06 565-0415	SERVICE CONTR: ENGINEERING ASSESSME	141851		950.00
VENDOR 01-020219 TOTALS							950.00
01-020745	TRANE, A DIVISION OF A	I-39115373	06 565-0410	MACHINERY & E: REPLACE BLOWER BEARI	141854		2,415.00
VENDOR 01-020745 TOTALS							2,415.00
01-021102	UNIFIRST HOLDINGS, INC	I-8412076256	06 565-0130	WEARING APPAR: UNIFORMS,MOPS,MATS,	999999		60.06
01-021102	UNIFIRST HOLDINGS, INC	I-8412076256	06 565-0160	LAUNDRY & JAN: UNIFORMS,MOPS,MATS,	999999		146.98
01-021102	UNIFIRST HOLDINGS, INC	I-8412076312	06 565-0510	RENTAL OF EQU: TABLECOVERS FOR TAAS	999999		161.20
01-021102	UNIFIRST HOLDINGS, INC	I-8412081715	06 565-0510	RENTAL OF EQU: TABLECOVERS FOR BORD	999999		26.20
01-021102	UNIFIRST HOLDINGS, INC	I-8412082380	06 565-0510	RENTAL OF EQU: TABLECOVERS:EARLY CH	999999		92.08
01-021102	UNIFIRST HOLDINGS, INC	I-8412083131	06 565-0130	WEARING APPAR: UNIFORMS, MATS, ETC.	999999		66.23
01-021102	UNIFIRST HOLDINGS, INC	I-8412083131	06 565-0160	LAUNDRY & JAN: UNIFORMS, MATS, ETC.	999999		147.71
01-021102	UNIFIRST HOLDINGS, INC	I-8412083953	06 565-0130	WEARING APPAR: UNIFORMS,MATS, MOPS,	999999		66.30
01-021102	UNIFIRST HOLDINGS, INC	I-8412083953	06 565-0160	LAUNDRY & JAN: UNIFORMS,MATS, MOPS,	999999		139.81
01-021102	UNIFIRST HOLDINGS, INC	I-8412084761	06 565-0130	WEARING APPAR: UNIFORMS, MATS, MOPS	999999		66.30
01-021102	UNIFIRST HOLDINGS, INC	I-8412084761	06 565-0160	LAUNDRY & JAN: UNIFORMS, MATS, MOPS	999999		128.04
VENDOR 01-021102 TOTALS							1,100.91
01-021226	US BANK VOYAGER FLEET	I-869326488826	06 565-0104	FUELS & LUBRI: FUEL PURCHASED MAY 2	141860		75.58
VENDOR 01-021226 TOTALS							75.58
DEPARTMENT 565 CONVENTION CENTER OPER						TOTAL:	67,271.79

VENDOR SET 06 CONVENTION CENTER FUND TOTAL: 97,889.04

7/12/2018 9:29 AM

REGULAR DEPARTMENT PAYMENT REPORT

PAGE: 39

VENDOR SET: 01 City of South Padre Islan

BANK: OPER

FUND : 09 PARKS, REC & BEAUTIF

DEPARTMENT: 572 GENERAL SERVICES

INVOICE DATE RANGE: 1/01/1998 THRU 99/99/9999

PAY DATE RANGE: 6/18/2018 THRU 7/13/2018

BUDGET TO USE: CB-CURRENT BUDGET

VENDOR	NAME	ITEM #	G/L ACCOUNT	NAME	DESCRIPTION	CHECK #	AMOUNT
01-020057	TML MULTISTATE IEBP	I-070118	09 572-0081	GROUP INSURAN:	JULY 2018 MEDICAL PR 999999		48.69
VENDOR 01-020057 TOTALS							48.69
01-020100	T.M.R.S.	I-070318	09 572-0080	TMRS	: JUNE 2018 CITY CONTR 999999		43.92
VENDOR 01-020100 TOTALS							43.92
DEPARTMENT 572 GENERAL SERVICES						TOTAL:	92.61
VENDOR SET 09 PARKS, REC & BEAUTIF						TOTAL:	92.61

7/12/2018 9:29 AM

REGULAR DEPARTMENT PAYMENT REPORT

PAGE: 40

VENDOR SET: 01 City of South Padre Island

BANK: OPER

FUND : 21 MUN. COURT TECHNOLOGY

DEPARTMENT: 520 MUN COURT TECHNOLOGY

INVOICE DATE RANGE: 1/01/1998 THRU 99/99/9999

PAY DATE RANGE: 6/18/2018 THRU 7/13/2018

BUDGET TO USE: CB-CURRENT BUDGET

VENDOR	NAME	ITEM #	G/L ACCOUNT	NAME	DESCRIPTION	CHECK #	AMOUNT
01-009117	TYLER TECHNOLOGIES INC	I-025-227015	21 520-0415	SERVICE CONTR:	MONTHLY FEE SUPPORT/	141822	175.00
						VENDOR 01-009117 TOTALS	175.00
01-023900	XEROX CORPORATION	I-093735385	21 520-0510	RENTAL OF EQU:	PRINTER/COPIER MUN C	141865	283.65
						VENDOR 01-023900 TOTALS	283.65
						DEPARTMENT 520 MUN COURT TECHNOLOGY TOTAL:	458.65
						VENDOR SET 21 MUN. COURT TECHNOLOGY TOTAL:	458.65

VENDOR SET: 01 City of South Padre Island

BANK: OPER

FUND : 30 TRANSPORTATION

DEPARTMENT: 591 SPI METRO

INVOICE DATE RANGE: 1/01/1998 THRU 99/99/9999

PAY DATE RANGE: 6/18/2018 THRU 7/13/2018

BUDGET TO USE: CB-CURRENT BUDGET

VENDOR	NAME	ITEM #	G/L ACCOUNT	NAME	DESCRIPTION	CHECK #	AMOUNT
01-001129	A & W OFFICE SUPPLY IN	I-620214-0	30 591-0160	LAUNDRY & JAN:	MARKING TAGS, TAPE,	141726	126.36
01-001129	A & W OFFICE SUPPLY IN	I-620214-0	30 591-0101	OFFICE SUPPLI:	MARKING TAGS, TAPE,	141726	38.09
VENDOR 01-001129 TOTALS							164.45
01-001161	AT&T	I-060818	30 591-0501	COMMUNICATION:	INTERNET SERVICE -TR	141675	107.78
VENDOR 01-001161 TOTALS							107.78
01-001359	JESUS ARRIAGA	I-61418	30 591-0550	TRAVEL EXPENS:	PER DIEM AND MILEAGE	999999	575.67
VENDOR 01-001359 TOTALS							575.67
01-003103	ADVANCE AUTO PARTS	I-7915-205525	30 591-0420	MOTOR VEHICLE:	3- CFI AIR ISLAND ME	141677	38.76
VENDOR 01-003103 TOTALS							38.76
01-004050	TERRACON CONSULTANTS,	I-TA66956	30 591-0530	PROFESSIONAL :	MATERIALS TESTING	141735	4,913.00
VENDOR 01-004050 TOTALS							4,913.00
01-006101	FIRST CHECK	I-9553	30 591-0530	PROFESSIONAL :	PRE-EMPLOYMENT SCREE	141810	22.50
VENDOR 01-006101 TOTALS							22.50
01-007112	GIGNAC & ASSOCIATES,LL	I-18	30 591-0530	PROFESSIONAL :	SPI TRANIST MULTI-MO	141814	3,822.97
VENDOR 01-007112 TOTALS							3,822.97
01-007113	G.F. GROUP, INC.	I-60418	30 591-0560	RENTAL :	RENT	141747	2,200.00
VENDOR 01-007113 TOTALS							2,200.00
01-007115	GEXA ENERGY, LP	I-25743836-4	30 591-0580	ELECTRICITY :	3401 PADRE BLVD TRAN	141815	311.55
01-007115	GEXA ENERGY, LP	I-25743836-4	30 591-0580	ELECTRICITY :	321 PADRE BLVD MULTI	141815	81.14
01-007115	GEXA ENERGY, LP	I-257438834-4	30 591-0580	ELECTRICITY :	ELECTRIC BILL DATED	141816	818.94
VENDOR 01-007115 TOTALS							1,211.63

VENDOR SET: 01 City of South Padre Island

BANK: OPER

FUND : 30 TRANSPORTATION

DEPARTMENT: 591 SPI METRO

INVOICE DATE RANGE: 1/01/1998 THRU 99/99/9999

PAY DATE RANGE: 6/18/2018 THRU 7/13/2018

BUDGET TO USE: CB-CURRENT BUDGET

VENDOR	NAME	ITEM #	G/L	ACCOUNT	NAME	DESCRIPTION	CHECK #	AMOUNT
01-012091	CINTAS UNIFORM	I-538105851	30	591-0130	WEARING APPAR:	UNIFORMS TRANSIT DRI	141695	150.16
01-012091	CINTAS UNIFORM	I-538107872	30	591-0130	WEARING APPAR:	UNIFORMS FOR TRANSIT	141754	150.16
01-012091	CINTAS UNIFORM	I-538109880	30	591-0130	WEARING APPAR:	UNIFORMS, TRANSIT DR	141825	141.00
							VENDOR 01-012091 TOTALS	441.32
01-013190	ALBERTO MARTINEZ	I-336	30	591-0420	MOTOR VEHICLE:	BUS REPAIR	141697	550.00
							VENDOR 01-013190 TOTALS	550.00
01-013211	DANIEL MEDINA	I-61918	30	591-0420	MOTOR VEHICLE:	REM/INST. MUFFLER U	141757	189.00
							VENDOR 01-013211 TOTALS	189.00
01-013404	MOUNTAIN GLACIER, LLC	I-0301075723	30	591-0581	WTR/SWR/GARBA:	BOTTLED WATER DEL. T	141698	15.00
01-013404	MOUNTAIN GLACIER, LLC	I-0301075729	30	591-0581	WTR/SWR/GARBA:	BOTTLED WATER DEL. B	141698	18.75
01-013404	MOUNTAIN GLACIER, LLC	I-0301080093	30	591-0581	WTR/SWR/GARBA:	BOTTLED WATER DEL. T	141827	11.25
01-013404	MOUNTAIN GLACIER, LLC	I-0301080095	30	591-0581	WTR/SWR/GARBA:	BOTTLED WATER DEL. B	141827	26.25
							VENDOR 01-013404 TOTALS	71.25
01-016186	LUIS ISRAEL PEREZ	I-2079-18	30	591-0420	MOTOR VEHICLE:	6 UNITS WASHED #37-3	141701	210.00
01-016186	LUIS ISRAEL PEREZ	I-2082-18	30	591-0420	MOTOR VEHICLE:	6 UNITS WASHED #37-4	141762	210.00
01-016186	LUIS ISRAEL PEREZ	I-2083-18	30	591-0420	MOTOR VEHICLE:	3 UNITS WASHED, #38,	141832	105.00
							VENDOR 01-016186 TOTALS	525.00
01-018154	REPUBLIC SERVICES #863	I-0863001500867	30	591-0581	WTR/SWR/GARBA:	4501 PADRE BLVE JULY	141836	35.18
							VENDOR 01-018154 TOTALS	35.18
01-018156	RIDE SYSTEMS, INC.	I-12895	30	591-0501	COMMUNICATION:	APC PASSENGER COUNTI	141837	796.38
							VENDOR 01-018156 TOTALS	796.38
01-019140	SHORETEL INC.	I-IN-1020782-1	30	591-0501	COMMUNICATION:	VOIP PHONE SERV. AUG	141839	154.03
							VENDOR 01-019140 TOTALS	154.03



VENDOR SET: 01 City of South Padre Island

BANK: OPER

FUND : 30 TRANSPORTATION

DEPARTMENT: 591 SPI METRO

INVOICE DATE RANGE: 1/01/1998 THRU 99/99/9999

PAY DATE RANGE: 6/18/2018 THRU 7/13/2018

BUDGET TO USE: CB-CURRENT BUDGET

VENDOR	NAME	ITEM #	G/L	ACCOUNT	NAME	DESCRIPTION	CHECK #	AMOUNT
01-019502	AT&T	I-60318	30	591-0501	COMMUNICATION:	SERV JUNE 3 - JUL 2, 141706		116.36
						VENDOR 01-019502 TOTALS		116.36
01-019507	A T & T LONG DISTANCE	I-61918	30	591-0501	COMMUNICATION:	A T & T LONG DISTANC 141843		3.90
						VENDOR 01-019507 TOTALS		3.90
01-019897	TEENA SIMON	I-62018	30	591-0102	LOCAL MEETING:	MILEAGE & MISC. REIM 141770		14.06
01-019897	TEENA SIMON	I-62018	30	591-0550	TRAVEL EXPENS:	MILEAGE & MISC. REIM 141770		51.33
						VENDOR 01-019897 TOTALS		65.39
01-020057	TML MULTISTATE IEBP	I-070118	30	591-0081	GROUP INSURAN:	JULY 2018 MEDICAL PR 999999		5,853.04
						VENDOR 01-020057 TOTALS		5,853.04
01-020100	T.M.R.S.	I-070318	30	591-0080	TMRS	: JUNE 2018 CITY CONTR 999999		5,254.88
						VENDOR 01-020100 TOTALS		5,254.88
01-020123	TML-INTERGOVERNMENTAL	I-62718	30	591-0520	INSURANCE	: TMLIRP WINDSTORM -CO 141847		1,500.88
						VENDOR 01-020123 TOTALS		1,500.88
01-020235	TEXAS ALCOHOL & DRUG T	I-157792	30	591-0528	LICENSING & T:	MISC. SCREENING/COLL 141710		454.05
						VENDOR 01-020235 TOTALS		454.05
01-020602	TOUCAN GRAPHICS	I-24633	30	591-0533	MARKETING	: BROCHURES 141711		1,997.25
01-020602	TOUCAN GRAPHICS	I-24713	30	591-0101	OFFICE SUPPLI:	ART SERV, ETC. SET U 141774		80.00
						VENDOR 01-020602 TOTALS		2,077.25
01-021226	US BANK VOYAGER FLEET	I-869326488826	30	591-0104	FUELS & LUBRI:	FUEL PURCHASED MAY 2 141860		11,329.93
						VENDOR 01-021226 TOTALS		11,329.93

7/12/2018 9:29 AM

REGULAR DEPARTMENT PAYMENT REPORT

PAGE: 44

VENDOR SET: 01 City of South Padre Islan

BANK: OPER

FUND : 30 TRANSPORTATION

DEPARTMENT: 591 SPI METRO

INVOICE DATE RANGE: 1/01/1998 THRU 99/99/9999

PAY DATE RANGE: 6/18/2018 THRU 7/13/2018

BUDGET TO USE: CB-CURRENT BUDGET

VENDOR	NAME	ITEM #	G/L ACCOUNT	NAME	DESCRIPTION	CHECK #	AMOUNT
01-023900	XEROX CORPORATION	I-093735386	30 591-0150	MINOR TOOLS &	COPIER/PRINTER LEASE	141865	233.16
						VENDOR 01-023900 TOTALS	233.16

DEPARTMENT 591 SPI METRO TOTAL: 42,707.76

VENDOR SET: 01 City of South Padre Islan

BANK: OPER

FUND: 30 TRANSPORTATION

DEPARTMENT: 595 METRO CONNECT

INVOICE DATE RANGE: 1/01/1998 THRU 99/99/9999

PAY DATE RANGE: 6/18/2018 THRU 7/13/2018

BUDGET TO USE: CB-CURRENT BUDGET

VENDOR	NAME	ITEM #	G/L	ACCOUNT	NAME	DESCRIPTION	CHECK #	AMOUNT
01-003103	ADVANCE AUTO PARTS	I-7915-206188	30	595-0420	MOTOR VEHICLE:	12-MERCON LV AF UN	141796	152.67
							VENDOR 01-003103 TOTALS	152.67
01-012091	CINTAS UNIFORM	I-538105851	30	595-0130	WEARING APPAR:	UNIFORMS TRANSIT DRI	141695	49.23
01-012091	CINTAS UNIFORM	I-538107872	30	595-0130	WEARING APPAR:	UNIFORMS FOR TRANSIT	141754	49.23
01-012091	CINTAS UNIFORM	I-538109880	30	595-0130	WEARING APPAR:	UNIFORMS, TRANSIT DR	141825	49.23
							VENDOR 01-012091 TOTALS	147.69
01-015012	O'REILLY AUTOMOTIVE ST	I-0597-486633	30	595-0420	MOTOR VEHICLE:	TRANSMISSION	141831	2,788.52
							VENDOR 01-015012 TOTALS	2,788.52
01-016186	LUIS ISRAEL PEREZ	I-2078-18	30	595-0420	MOTOR VEHICLE:	3 UNITS WASHED #406,	141701	105.00
01-016186	LUIS ISRAEL PEREZ	I-2081-18	30	595-0420	MOTOR VEHICLE:	2 UNITS WASHED#408-4	141762	70.00
01-016186	LUIS ISRAEL PEREZ	I-2084-18	30	595-0420	MOTOR VEHICLE:	2 UNITS WASHED # 408	141832	70.00
							VENDOR 01-016186 TOTALS	245.00
01-018052	RED BARN TIRE CENTER,	I-300442	30	595-0420	MOTOR VEHICLE:	DOT INSPECTION UNIT	141835	40.00
							VENDOR 01-018052 TOTALS	40.00
01-018156	RIDE SYSTEMS, INC.	I-12895	30	595-0533	MARKETING	: APC PASSENGER COUNTI	141837	298.62
							VENDOR 01-018156 TOTALS	298.62
01-020057	TML MULTISTATE IEBP	I-070118	30	595-0081	GROUP INSURAN:	JULY 2018 MEDICAL PR	999999	3,408.44
							VENDOR 01-020057 TOTALS	3,408.44
01-020100	T.M.R.S.	I-070318	30	595-0080	TMRS	: JUNE 2018 CITY CONTR	999999	2,067.64
							VENDOR 01-020100 TOTALS	2,067.64
01-021226	US BANK VOYAGER FLEET	I-869326488826	30	595-0104	FUELS & LUBRI:	FUEL PURCHASED MAY 2	141860	7,357.90
							VENDOR 01-021226 TOTALS	7,357.90

DEPARTMENT 595 METRO CONNECT TOTAL: 16,506.46

VENDOR SET 30 TRANSPORTATION TOTAL: 59,214.24

7/12/2018 9:29 AM

REGULAR DEPARTMENT PAYMENT REPORT

PAGE: 46

VENDOR SET: 01 City of South Padre Island

BANK: OPER

FUND : 41 PADRE BLVD IMPROVEMENT

DEPARTMENT: 562 PUBLIC WORKS

INVOICE DATE RANGE: 1/01/1998 THRU 99/99/9999

PAY DATE RANGE: 6/18/2018 THRU 7/13/2018

BUDGET TO USE: CB-CURRENT BUDGET

VENDOR	NAME	ITEM #	G/L ACCOUNT	NAME	DESCRIPTION	CHECK #	AMOUNT
01-004050	TERRACON CONSULTANTS,	I-TA66972	41 562-9075	CONSTRUCTION :	GEOTECHNICAL SERVICE	141736	1,295.00
VENDOR 01-004050 TOTALS							1,295.00
01-011149	KIMLEY-HORN & ASSOCIAT	I-069234004-0518	41 562-0530	PROFESSIONAL :	MASTER THOROUGHFARE	999999	9,050.00
VENDOR 01-011149 TOTALS							9,050.00
01-018162	REIM CONSTRUCTION	I-01	41 562-9075	CONSTRUCTION :	'18 STREET RECON PRO	141765	131,073.22
01-018162	REIM CONSTRUCTION	I-02	41 562-9075	CONSTRUCTION :	'18 STREET RECON PRO	141838	151,728.82
VENDOR 01-018162 TOTALS							282,802.04
DEPARTMENT 562 PUBLIC WORKS						TOTAL:	293,147.04
VENDOR SET 41 PADRE BLVD IMPROVEMENT						TOTAL:	293,147.04

7/12/2018 9:29 AM

REGULAR DEPARTMENT PAYMENT REPORT

PAGE: 47

VENDOR SET: 01 City of South Padre Islan

BANK: OPER

FUND : 50 GENERAL DEBT SERVICE

DEPARTMENT: 567 DEBT SERVICE

INVOICE DATE RANGE: 1/01/1998 THRU 99/99/9999

PAY DATE RANGE: 6/18/2018 THRU 7/13/2018

BUDGET TO USE: CB-CURRENT BUDGET

VENDOR	NAME	ITEM #	G/L ACCOUNT	NAME	DESCRIPTION	CHECK #	AMOUNT
01-001991	THE BANK OF NEW YORK M	I-252-2114320	50 567-0623	PAYING AGENT :	PYING AGNT FEE 7/28/	141676	750.00
						VENDOR 01-001991 TOTALS	750.00
						DEPARTMENT 567 DEBT SERVICE	TOTAL: 750.00
						VENDOR SET 50 GENERAL DEBT SERVICE	TOTAL: 750.00

7/12/2018 9:29 AM

REGULAR DEPARTMENT PAYMENT REPORT

PAGE: 48

VENDOR SET: 01 City of South Padre Island

BANK: OPER

FUND : 57 VENUE TAX CONSTRUCTION

DEPARTMENT: 597 \*\* INVALID DEPT \*\*

INVOICE DATE RANGE: 1/01/1998 THRU 99/99/9999

PAY DATE RANGE: 6/18/2018 THRU 7/13/2018

BUDGET TO USE: CB-CURRENT BUDGET

VENDOR	NAME	ITEM #	G/L ACCOUNT	NAME	DESCRIPTION	CHECK #	AMOUNT
01-008179	HDR ENGINEERING INC.	I-1200125895	57 597-0530	PROFESSIONAL :	SURVEY & APPRAISAL S	141690	8,947.15
						VENDOR 01-008179 TOTALS	8,947.15
01-011149	KIMLEY-HORN & ASSOCIAT	I-069234003-0518	57 597-0530	PROFESSIONAL :	PADRE BLVD. PHASE II	999999	22,212.50
01-011149	KIMLEY-HORN & ASSOCIAT	I-069234005-0518	57 597-0530	PROFESSIONAL :	SPI PR 100 BW/SW	999999	15,300.00
						VENDOR 01-011149 TOTALS	37,512.50
						DEPARTMENT 597 ** INVALID DEPT ** TOTAL:	46,459.65
						VENDOR SET 57 VENUE TAX CONSTRUCTION TOTAL:	46,459.65

7/12/2018 9:29 AM

REGULAR DEPARTMENT PAYMENT REPORT

PAGE: 49

VENDOR SET: 01 City of South Padre Island

BANK: OPER

FUND : 60 BEACH MAINTENANCE FUND

DEPARTMENT: N/A NON-DEPARTMENTAL

INVOICE DATE RANGE: 1/01/1998 THRU 99/99/9999

PAY DATE RANGE: 6/18/2018 THRU 7/13/2018

BUDGET TO USE: CB-CURRENT BUDGET

VENDOR	NAME	ITEM #	G/L ACCOUNT	NAME	DESCRIPTION	CHECK #	AMOUNT		
01-020123	TML-INTERGOVERNMENTAL	I-62718	60 1400	PREPAID EXPEN:	TMLIRP WINDSTORM	-CO 141847	4,502.64		
01-020123	TML-INTERGOVERNMENTAL	I-62718	60 1400	PREPAID EXPEN:	TMLIRP WINDSTORM	-CO 141847	166.47		
						VENDOR 01-020123 TOTALS	4,669.11		
						DEPARTMENT	NON-DEPARTMENTAL	TOTAL:	4,669.11

VENDOR SET: 01 City of South Padre Island

BANK: OPER

FUND : 60 BEACH MAINTENANCE FUND

DEPARTMENT: 521 POLICE

INVOICE DATE RANGE: 1/01/1998 THRU 99/99/9999

PAY DATE RANGE: 6/18/2018 THRU 7/13/2018

BUDGET TO USE: CB-CURRENT BUDGET

VENDOR	NAME	ITEM #	G/L ACCOUNT	NAME	DESCRIPTION	CHECK #	AMOUNT
01-020057	TML MULTISTATE IEBP	I-070118	60 521-0081	GROUP INSURAN:	JULY 2018 MEDICAL PR	999999	121.73
					VENDOR 01-020057 TOTALS		121.73
01-020100	T.M.R.S.	I-070318	60 521-0080	TMRS	: JUNE 2018 CITY CONTR	999999	281.98
					VENDOR 01-020100 TOTALS		281.98
DEPARTMENT 521 POLICE						TOTAL:	403.71



VENDOR SET: 01 City of South Padre Island

BANK: OPER

FUND : 60 BEACH MAINTENANCE FUND

DEPARTMENT: 522 BEACH PATROL

INVOICE DATE RANGE: 1/01/1998 THRU 99/99/9999

PAY DATE RANGE: 6/18/2018 THRU 7/13/2018

BUDGET TO USE: CB-CURRENT BUDGET

VENDOR	NAME	ITEM #	G/L ACCOUNT	NAME	DESCRIPTION	CHECK #	AMOUNT
01-019362	SKYDIVE SPI , LLC	I-62618	60 522-0130	WEARING APPAR:	Wearing Apparel	141768	1,372.12
						VENDOR 01-019362 TOTALS	1,372.12
01-020057	TML MULTISTATE IEBP	I-070118	60 522-0081	GROUP INSURAN:	JULY 2018 MEDICAL PR 999999		608.65
						VENDOR 01-020057 TOTALS	608.65
01-020100	T.M.R.S.	I-070318	60 522-0080	TMRS	: JUNE 2018 CITY CONTR 999999		1,039.06
						VENDOR 01-020100 TOTALS	1,039.06
01-020123	TML-INTERGOVERNMENTAL	I-62718	60 522-0520	INSURANCE	: TMLIRP WINDSTORM -CO 141847		55.49
						VENDOR 01-020123 TOTALS	55.49
01-021226	US BANK VOYAGER FLEET	I-869326488826	60 522-0104	FUEL & LUBRIC:	FUEL PURCHASED MAY 2 141860		732.53
						VENDOR 01-021226 TOTALS	732.53
01-022037	C.L. ANDERSON, JR. M.D	I-586301	60 522-0530	PROFESSIONAL :	5 PANEL DRUG SCREEN 141713		30.00
01-022037	C.L. ANDERSON, JR. M.D	I-587207	60 522-0530	PROFESSIONAL :	DRUG SCREENINGS 141713		420.00
01-022037	C.L. ANDERSON, JR. M.D	I-588755	60 522-0530	PROFESSIONAL :	MISC. DRUG SCREEN/PH 141861		285.00
						VENDOR 01-022037 TOTALS	735.00
DEPARTMENT 522 BEACH PATROL						TOTAL:	4,542.85

7/12/2018 9:29 AM

REGULAR DEPARTMENT PAYMENT REPORT

PAGE: 52

VENDOR SET: 01 City of South Padre Island

BANK: OPER

FUND : 60 BEACH MAINTENANCE FUND

DEPARTMENT: 532 ENVIRONMENTAL HEALTH

INVOICE DATE RANGE: 1/01/1998 THRU 99/99/9999

PAY DATE RANGE: 6/18/2018 THRU 7/13/2018

BUDGET TO USE: CB-CURRENT BUDGET

VENDOR	NAME	ITEM #	G/L ACCOUNT	NAME	DESCRIPTION	CHECK #	AMOUNT
01-020057	TML MULTISTATE IEBP	I-070118	60 532-0081	GROUP INSURAN:	JULY 2018 MEDICAL PR	9999999	74.54
VENDOR 01-020057 TOTALS							74.54
01-020100	T.M.R.S.	I-070318	60 532-0080	TMRS	: JUNE 2018 CITY CONTR	9999999	122.42
VENDOR 01-020100 TOTALS							122.42
01-1	OSBERT RODRIGUEZ	I-61518	60 532-0040	PART-TIME	: OSBERT RODRIGUEZ:	141721	35.00
VENDOR 01-1 TOTALS							35.00
DEPARTMENT 532 ENVIRONMENTAL HEALTH TOTAL:							231.96

VENDOR SET: 01 City of South Padre Island

BANK: OPER

FUND : 60 BEACH MAINTENANCE FUND

DEPARTMENT: 560 BEACH MAINTENANCE

INVOICE DATE RANGE: 1/01/1998 THRU 99/99/9999

PAY DATE RANGE: 6/18/2018 THRU 7/13/2018

BUDGET TO USE: CB-CURRENT BUDGET

VENDOR	NAME	ITEM #	G/L ACCOUNT	NAME	DESCRIPTION	CHECK #	AMOUNT
01-001129	A & W OFFICE SUPPLY IN	I-620916-0	60 560-0101	OFFICE SUPPLI:	MISK. HP INK CARTRID	141789	290.36
						VENDOR 01-001129 TOTALS	290.36
01-004133	DENTON NAVARRO ROCHA B	I-23880	60 560-0530	PROFESSIONAL :	Attorney Fees	141804	1,641.00
						VENDOR 01-004133 TOTALS	1,641.00
01-008179	HDR ENGINEERING INC.	I-1200125892	60 560-0530	PROFESSIONAL :	HDR GOMA GRANT	141689	6,245.20
						VENDOR 01-008179 TOTALS	6,245.20
01-017998	PETER ALBERT RAVELLA	I-17-03	60 560-0530	PROFESSIONAL :	PARC Services	999999	3,027.28
01-017998	PETER ALBERT RAVELLA	I-18	60 560-0530	PROFESSIONAL :	PARC Services	999999	3,021.88
01-017998	PETER ALBERT RAVELLA	I-19	60 560-0530	PROFESSIONAL :	PARC Services	999999	3,296.98
01-017998	PETER ALBERT RAVELLA	I-20	60 560-0530	PROFESSIONAL :	PARC Services	999999	3,416.32
						VENDOR 01-017998 TOTALS	12,762.46
01-018154	REPUBLIC SERVICES #863	I-0863001492814	60 560-0510	BEACH MAINTEN:	7355 PADRE. SPECIAL	141764	1,551.74
01-018154	REPUBLIC SERVICES #863	I-0863001503672	60 560-0510	BEACH MAINTEN:	7355 PADRE BLVD, SPE	141836	2,901.04
						VENDOR 01-018154 TOTALS	4,452.78
01-020057	TML MULTISTATE IEBP	I-070118	60 560-0081	GROUP INSURAN:	JULY 2018 MEDICAL PR	999999	3,481.48
						VENDOR 01-020057 TOTALS	3,481.48
01-020100	T.M.R.S.	I-070318	60 560-0080	TMRS	: JUNE 2018 CITY CONTR	999999	3,276.33
						VENDOR 01-020100 TOTALS	3,276.33
01-021226	US BANK VOYAGER FLEET	I-869326488826	60 560-0104	FUEL & LUBRIC:	FUEL PURCHASED MAY 2	141860	1,902.78
						VENDOR 01-021226 TOTALS	1,902.78

DEPARTMENT 560 BEACH MAINTENANCE TOTAL: 34,052.39

VENDOR SET 60 BEACH MAINTENANCE FUND TOTAL: 43,900.02

7/12/2018 9:29 AM

REGULAR, DEPARTMENT PAYMENT REPORT

PAGE: 54

VENDOR SET: 01 City of South Padre Island

BANK: OPER

FUND : 62 BAY ACCESS FUND

DEPARTMENT: 560 SHORELINE

INVOICE DATE RANGE: 1/01/1998 THRU 99/99/9999

PAY DATE RANGE: 6/18/2018 THRU 7/13/2018

BUDGET TO USE: CB-CURRENT BUDGET

VENDOR	NAME	ITEM #	G/L ACCOUNT	NAME	DESCRIPTION	CHECK #	AMOUNT
01-020057	TML MULTISTATE IEBP	I-070118	62 560-0081	GROUP INSURAN:	JULY 2018 MEDICAL PR	9999999	486.92
						VENDOR 01-020057 TOTALS	486.92
01-020100	T.M.R.S.	I-070318	62 560-0080	TMRS	: JUNE 2018 CITY CONTR	9999999	276.89
						VENDOR 01-020100 TOTALS	276.89
						DEPARTMENT 560 SHORELINE TOTAL:	763.81
						VENDOR SET 62 BAY ACCESS FUND TOTAL:	763.81

7/12/2018 9:29 AM

REGULAR DEPARTMENT PAYMENT REPORT

PAGE: 55

VENDOR SET: 01 City of South Padre Island

BANK: OPER

FUND : 65 CAPITAL REPLACEMENT FUND

DEPARTMENT: 572 \*\* INVALID DEPT \*\*

INVOICE DATE RANGE: 1/01/1998 THRU 99/99/9999

PAY DATE RANGE: 6/18/2018 THRU 7/13/2018

BUDGET TO USE: CB-CURRENT BUDGET

VENDOR	NAME	ITEM #	G/L ACCOUNT	NAME	DESCRIPTION	CHECK #	AMOUNT
01-004033	TOMAS ANDRES CANALES	I-2115	65 572-1001	BUILDINGS & S:	JOINT CAULKING PROJE	141802	22,250.00
01-004033	TOMAS ANDRES CANALES	I-2116	65 572-1001	BUILDINGS & S:	JOINT CAULKING PROJE	141802	22,250.00
						VENDOR 01-004033 TOTALS	44,500.00
01-016196	PERRY MECHANICAL SYSTE	I-180505B	65 572-1001	BUILDINGS & S:	SPICH EXHAUST FANS	141702	4,728.00
						VENDOR 01-016196 TOTALS	4,728.00
						DEPARTMENT 572 ** INVALID DEPT ** TOTAL:	49,228.00
						VENDOR SET 65 CAPITAL REPLACEMENT FUND TOTAL:	49,228.00

7/12/2018 9:29 AM

REGULAR DEPARTMENT PAYMENT REPORT

PAGE: 56

VENDOR SET: 01 City of South Padre Islan

BANK: OPER

FUND : 80 ECONOMIC DEVELOPMENT CORP

DEPARTMENT: N/A NON-DEPARTMENTAL

INVOICE DATE RANGE: 1/01/1998 THRU 99/99/9999

PAY DATE RANGE: 6/18/2018 THRU 7/13/2018

BUDGET TO USE: CB-CURRENT BUDGET

VENDOR	NAME	ITEM #	G/L ACCOUNT	NAME	DESCRIPTION	CHECK #	AMOUNT		
01-020100	T.M.R.S.	I-70318	80 2470	T.M.R.S.	EDC: JUNE 2018 CONTR 9999999		327.22		
						VENDOR 01-020100 TOTALS	327.22		
						DEPARTMENT	NON-DEPARTMENTAL	TOTAL:	327.22

VENDOR SET: 01 City of South Padre Island

BANK: OPER

FUND : 80 ECONOMIC DEVELOPMENT CORP

DEPARTMENT: 580 EDC

INVOICE DATE RANGE: 1/01/1998 THRU 99/99/9999

PAY DATE RANGE: 6/18/2018 THRU 7/13/2018

BUDGET TO USE: CB-CURRENT BUDGET

VENDOR	NAME	ITEM #	G/L ACCOUNT	NAME	DESCRIPTION	CHECK #	AMOUNT
01-002026	SUSAN M DOAN	I-61518	80 580-9178	DESIGNATED PR:	EDC:FACADE IMPROVEME	141790	14,625.00
VENDOR 01-002026 TOTALS							14,625.00
01-004446	ESTRADA HINOJOSA & CO	I-3288	80 580-0530	PROFESSIONAL :	EDC:CONTINUING DISCL	141738	4,000.00
VENDOR 01-004446 TOTALS							4,000.00
01-016600	PT ISABEL/SO PADRE PRE	I-06.21.18	80 580-0540	ADVERTISING :	EDC: DISPLAY AD, CRU	141703	85.95
01-016600	PT ISABEL/SO PADRE PRE	I-62118	80 580-0540	ADVERTISING :	EDC: PUBLIC NOTICE P	141833	85.95
VENDOR 01-016600 TOTALS							171.90
01-020057	TML MULTISTATE IEBP	I-070118	80 580-0081	GROUP INSURAN:	JULY 2018 MEDICAL PR	999999	486.92
VENDOR 01-020057 TOTALS							486.92
01-020100	T.M.R.S.	I-70318	80 580-0080	TMRS	: EDC: JUNE 2018 CONTR	999999	610.04
VENDOR 01-020100 TOTALS							610.04
01-020602	TOUCAN GRAPHICS	I-24314	80 580-0555	PROMOTIONS :	EDC:1 36X 18 GATORBO	141853	27.00
01-020602	TOUCAN GRAPHICS	I-24710	80 580-0555	PROMOTIONS :	EDC:2- 36 X 18 GATOR	141774	54.00
VENDOR 01-020602 TOTALS							81.00
01-1	ZIONS FIRST NATIONAL B	I-060718	80 580-9470	TRANSFER TO E:	ZIONS FIRST NATIONAL	141717	400.00
01-1	ISLAND CINEMA	I-061518	80 580-9178	DESIGNATED PR:	ISLAND CINEMA: SAND	141784	25,000.00
01-1	THE UNIVERSITY OF OKLA	I-55720031901	80 580-0513	TRAINING EXPE:	THE UNIVERSITY OF OK	141786	595.00
01-1	TEXAS DOWNTOWN ASSOCIA	I-61218	80 580-0551	DUES & MEMBER:	TEXAS DOWNTOWN ASSOC	141787	180.00
VENDOR 01-1 TOTALS							26,175.00

DEPARTMENT 580 EDC TOTAL: 46,149.86

7/12/2018 9:29 AM

REGULAR DEPARTMENT PAYMENT REPORT

PAGE: 58

VENDOR SET: 01 City of South Padre Islan

BANK: OPER

FUND : 89 ECONOMIC DEVELOPMENT CORP

DEPARTMENT: 581 BIRDING CENTER

INVOICE DATE RANGE: 1/01/1998 THRU 99/99/9999

PAY DATE RANGE: 6/18/2018 THRU 7/13/2018

BUDGET TO USE: CB-CURRENT BUDGET

VENDOR	NAME	ITEM #	G/L ACCOUNT	NAME	DESCRIPTION	CHECK #	AMOUNT
01-007115	GEKA ENERGY, LP	I-257438834-4	80 581-0580	ELECTRICITY	: ELECTRIC BILL DATED	141816	1,322.98
VENDOR 01-007115 TOTALS							1,322.98
01-023168	WRIGHT NATIONAL FLOOD	I-60918	80 581-0520	INSURANCE	: EDC:FLOOD INS. 6801	141783	1,874.00
VENDOR 01-023168 TOTALS							1,874.00

DEPARTMENT 581 BIRDING CENTER TOTAL: 3,196.98

VENDOR SET 80 ECONOMIC DEVELOPMENT CORPTOTAL: 49,674.06

REPORT GRAND TOTAL: 1,611,143.21



**CITY OF SOUTH PADRE ISLAND  
CITY COUNCIL MEETING  
AGENDA REQUEST FORM**

**MEETING DATE:** July 18, 2018

**NAME & TITLE:** J. Victor Baldovinos, Environmental Health Director

**DEPARTMENT:** Environmental Health Services

**ITEM**

Discussion and possible action on repealing Ordinance No. 10-38 and Ordinance No. 11-22 regarding "Regulation of Plastic Bags."

**ITEM BACKGROUND**

Texas Attorney General Ken Paxton advised the City of the recent Texas Supreme Court ruling. The Texas Health and Safety Code prohibits any city from making a rule to "prohibit, restrict, for solid waste management purposes, the sale of a container or package in a manner not authorized by state law."

The Texas Supreme Court in City of Laredo v. Laredo Merchants Association effectively invalidated bag bans across Texas as they violate Texas law regulating solid waste disposal.

A letter will be hand-delivered to our business community, encouraging voluntary participation to limit the use of plastic bags.

**BUDGET/FINANCIAL SUMMARY**

No budget impact.

**COMPREHENSIVE PLAN GOAL**

None

**LEGAL REVIEW**

Sent to Legal: YES:  X  NO: \_\_\_\_\_  
Approved by Legal: YES:  X  NO: \_\_\_\_\_

**RECOMMENDATIONS/COMMENTS**

None



**KEN PAXTON**  
ATTORNEY GENERAL OF TEXAS

July 2, 2018

Dennis Stahl, Mayor  
Paul Munarriz, Mayor Pro Tem  
Ron Pitcock, Council Member  
Theresa Metty, Council Member  
Alita Bagley, Council Member

Ken Medders, Jr., Council Member  
City of South Padre Island  
4601 Padre Blvd  
South Padre Island, Texas 78597

Mr. Mayor and City Council Members,

As you are aware, the Texas Health and Safety Code prohibits any city from making a rule to "prohibit, restrict, for solid waste management purposes, the sale or use of a container or package in a manner not authorized by state law."

The Texas Supreme Court in *City of Laredo v. Laredo Merchants Association* effectively invalidated bag bans across Texas as they violate Texas law regulating solid waste disposal. A copy of that opinion is enclosed.

As you may be aware, the bag ban ordinance of your city and others was specifically mentioned by the Supreme Court in its opinion in that they are substantively indistinguishable from the ordinance in Laredo. Therefore, as I am doing with other Texas municipalities, I am writing to ensure that your city is aware of this ruling and knows that your ordinance is now unenforceable.

Clearly, in enacting the Solid Waste Disposal Act, the Legislature did not want the burden of solid waste management imposed upon citizens and retailers through the banning of various forms of bag and containers. While your city may have a different policy perspective on the value of bag bans, the Supreme Court was clear that "[t]he wisdom or expediency of the law is the Legislature's prerogative, not ours."

While we all have a right to engage in the legislative process to mold and shape the course of Texas law, we are all equally required to comply with the law. If my office can help you regarding compliance with the Solid Waste Disposal Act, please do not hesitate to contact us.

Sincerely,

A handwritten signature in cursive script that reads "Ken Paxton".

Ken Paxton  
Attorney General of Texas

cc: Texas Food and Fuel Association  
Laredo Merchants Association

5-14

**ORDINANCE NUMBER 10-38**

**AN ORDINANCE OF THE CITY OF SOUTH PADRE ISLAND, TEXAS, AMENDING CHAPTER 12 OF THE CODE OF ORDINANCES TO ADD A NEW SECTION 12-30 TO PROHIBIT THE USE OF PLASTIC BAGS AT THE POINT OF SALE IN THE CITY OF SOUTH PADRE ISLAND AND PROVIDING A VOLUNTARY BAN ON PLASTIC CHECKOUT BAGS BEGINNING ON FEBRUARY 1, 2011 TO DECEMBER 31, 2011 AND COMPLIANCE THEREAFTER; PROVIDING FOR A PENALTY FOR VIOLATION NOT TO EXCEED FIVE HUNDRED DOLLARS (\$500.00); PROVIDING FOR SEVERABILITY; AND AUTHORIZING PUBLICATION IN CAPTION FORM.**

**WHEREAS**, the City of South Padre Island has a duty to protect the natural environment, the economy, and the health of its citizens: and

**WHEREAS**, plastic shopping bags create significant litter problems in the City of South Padre Island and also litter community beaches. Plastic bags do not biodegrade and are extremely light and easily caught in the wind. In a coastal city like South Padre Island, even plastic bags which are properly discarded can find their way into the marine environment where they do not break down and essentially remain indefinitely: and

**WHEREAS**, the US Marine Mammal Commission estimates that 257 marine species have been reported entangled in or having ingested marine debris. Plastic can constrict the animals movements or block their digestive system, killing the animals through starvation, exhaustion or infection from deep wounds caused by tightening material. While the exact numbers are unknown, there are many reported instances of marine animals being injured or dying from ingesting or choking on plastic bags which end up in the Laguna Madre Bay and the Gulf of Mexico: and

**WHEREAS**, because there is a strong possibility that plastic bags discarded in South Padre Island can end up in the ocean or the bay where they will last indefinitely and create an aesthetic blight and potential hazard to marine life, it is in the best interests of the public health, safety and welfare to adopt the proposed ban on distribution of plastic bags at point of sale within the boundaries of the City of South Padre Island.

Now, Therefore, Be It Ordained by The City Council of The City Of South Padre Island, Texas:

Section 1 That a new Sec. 12-30 be added to Chapter 12 the Code of Ordinances of the City of South Padre Island, Texas, to read as follows:

**“Regulation of Plastic Bags**

**Sec. 12-30. Definitions:**

A. Business establishment means any commercial enterprise or establishment, including sole proprietorships, joint ventures, partnerships, corporations or any other legal entity whether for profit or not for profit and includes all employees of the business and any independent contractors associated with the business.

B. Checkout bag means a bag that is provided by a business establishment to a customer typically at the point of sale for the purpose of transporting goods after shopping.

C. "Affected retail establishment" means any retail establishment, temporary vendor and restaurants, located within the geographical limits of the City of South Padre Island.

D. "Compostable bag" means a carry out bag that is certified and labeled as meeting the current ASTM-Standard Specification for compostability by a recognized verification entity such as the Biodegradable Product Institute and which can be easily differentiated, through color coding and other markings, from non-compostable plastic carry-out bags.

E. "Plastic carryout bag" means a non-compostable plastic bag provided by a store to a customer at the point of sale for the purpose of transporting goods after shopping, and which is intended and constructed for single use.

F. "Recyclable Paper Bag" means a paper carryout bag provided by an affected retail establishment to a customer at the point of sale for purposes of transporting groceries or other goods and meets all of the following requirements:

- (1) contains no old growth fiber
- (2) is 100% recyclable
- (3) contains a minimum of 40% post-consumer recycled content, and
- (4) displays the words "Reusable" and "Recyclable" in a highly visible manner on the outside of the bag.

G. "Reusable Bag" means a bag that is specifically designed and manufactured for multiple reuse and is

- (1) made of cloth or other fabric, or
- (2) made of other durable material suitable for re-use.

#### **Sec. 12-30.1. Prohibitions and Requirements.**

(A) Affected retail establishments are prohibited from providing Plastic Carry-out Bags to their customers at the point of sale. Reusable bags, recyclable paper bags, and compostable plastic bags are allowed alternatives.

(B) No person shall distribute Plastic Carry-Out Bags at any City sponsored event, City facility or any event held on City property.

(C) Affected retail establishments are strongly encouraged to provide incentives for the use of reusable bags through the use of education and credits, rebates, or tokens for individuals who bring reusable bags.

(D) Nothing in this section shall be read to preclude affected retail establishments from making reusable, compostable, or recyclable paper bags available for sale or free to customers.

#### **Sec. 12-30.2 Implementation of a Voluntary Ban on Plastic Checkout Bags beginning on February 1, 2011 to December 31, 2011.**

5-16

The entire city will promote a voluntary ban of plastic checkout bags throughout the city in preparation for the mandatory ban of plastic checkout bags to begin on January 1, 2012.

**Sec. 12-30.3 Scope and applicability**

(A) Business establishments shall only provide compostable plastic and compostable paper checkout bags as of January 1, 2012. They may also provide reusable bags as checkout bags to their customers with or without charge, except as indicated in Section (B), below.

(B) The following items are exempt from this Chapter:

1. Paper bags provided by convenience stores;
2. Paper bags provided by restaurants for food carry-out purposes;
3. Paper Bags provided by pharmaceutical departments of businesses. Or by veterinarians, for the purpose of containing medications or other prescriptions, or other medical necessities provided by said pharmacies or veterinarians;
4. Paper bags provided for the containment of carry-out beverages
5. Paper bags commonly provided for liquor sales;
6. Garment or laundry bags made from any material;
7. Plastic bags provided to effect food safety for a purchaser of food by preventing contamination from any cooked, chilled or frozen food purchased.”

Section 2. Any violation of this Ordinance may be punished by a fine not to exceed Five Hundred Dollars (\$500.00) for each offense or for each day such offense shall continue and the penalty provisions of Section 21-1 of the Code of Ordinances is hereby adopted and incorporated for all purposes.

Section 3. If for any reason any section, paragraph, subdivision, clause, phrase, word or provision of this Ordinance shall be held invalid or unconstitutional by final judgment of a court of competent jurisdiction, it shall not affect any other section, paragraph, subdivision, clause, phrase, word or provision of this Ordinance for it is the definite intent of this City Council that every section, paragraph, subdivision, clause, phrase, word or provision hereof be given full force and effect for its purpose.

PASSED, APPROVED AND ADOPTED on First Reading, this 5<sup>th</sup> day of January 2011.

PASSED, APPROVED AND ADOPTED on Second Reading, this <sup>9<sup>th</sup></sup> 11 day of January 2011.

**ATTEST:**

**CITY OF SOUTH PADRE  
ISLAND, TEXAS**

  
Susan Hill, CITY SECRETARY

  
ROBERT N. PINKERTON, JR., MAYOR



ORDINANCE NO. 11-22

AN ORDINANCE OF THE CITY OF SOUTH PADRE ISLAND, TEXAS, AMENDING SEC 12-30F(4) AND 12-30.3(B) OF CHAPTER 12 OF THE CODE OF ORDINANCES OF THE CITY OF SOUTH PADRE ISLAND PERTAINING TO DEFINITIONS AND DELETING AN EXEMPTION FOR CONVENIENCE STORES PERTAINING TO PLASTIC BAGS; PROVIDING FOR SEVERABILITY; PROVIDING FOR REPEAL OF CONFLICTING ORDINANCES. PROVIDING FOR A PENALTY OF FIVE HUNDRED DOLLARS (\$500.00) FOR ANY VIOLATION; PROVIDING FOR SEVERABILITY; AND PROVIDING FOR PUBLICATION IN CAPTION FORM.

NOW, THEREFORE, BE IT ORDAINED BY THE CITY COUNCIL OF THE CITY OF SOUTH PADRE ISLAND, TEXAS:

**Section 1.** Sec. 12-30F4 of Chapter 12 of the Code of Ordinances of the City of South Padre Island is amended to read as follows:

**Sec. 12-30. Definitions:**

F. "Recyclable Paper Bag" means a paper carryout bag provided by an affected retail establishment to a customer at the point of sale for purposes of transporting groceries or other goods and meets all of the following requirements:

- (1) contains no old growth fiber
- (2) is 100% recyclable,
- (3) contains a minimum of 40% post-consumer recycled content, and
- "(4) displays the words "Reusable" and/or "Recyclable" and/or the universal recycling symbol which is an internationally recognized symbol used to designate recyclable materials in a highly visible manner on the outside of the bag or
- (5) provide documentation to show that the point of sale bags meet or exceeds the first 3 requirements."

**Section 2.** Sec. 12-30.3(B) of Chapter 12 of the Code of Ordinances of the City of South Padre Island is amended to read as follows:

**Sec. 12-30.3 Scope and applicability**

(B) The following items are exempt from this Chapter:

- ~~1. Paper bags provided by convenience stores;~~
- "1. Paper bags provided by restaurants for food carry-out purposes;
2. Paper Bags provided by pharmaceutical departments of businesses. Or by veterinarians, for the purpose of containing medications or other prescriptions, or other medical necessities provided by said pharmacies or veterinarians;
3. Paper bags provided for the containment of carry-out beverages;
4. Paper bags commonly provided for liquor sales;
5. Garment or laundry bags made from any material;
6. Plastic bags provided to effect food safety for a purchaser of food by

preventing contamination from any cooked, chilled or frozen food purchased.”

**Section 3:** This ordinance repeals all portions of any prior ordinances or parts of ordinances of the Code of Ordinances in conflict herewith and the fees established in Section 1 above supersede or replace any fee previously enacted or imposed.

**Section 4.** Any violation of the above amended sections of Chapter 2 of the Code of Ordinances of the City of South Padre Island or failure to pay the same may be punished by a fine not to exceed Five Hundred Dollars (\$500.00) for each offense or for each day such offense shall continue and the penalty provisions of Section 21-1 of the Code of Ordinances is hereby adopted and incorporated for all purposes.

**Section 5.** If for any reason any section, paragraph, subdivision, clause, phrase, word or provision of this ordinance shall be held invalid or unconstitutional by final judgment of a court of competent jurisdiction, it shall not affect any other section, paragraph, subdivision, clause, phrase, word or provision of this ordinance for it is the definite intent of this City Council that every section, paragraph, subdivision, clause, phrase, word or provision hereof be given full force and effect for its purpose.

**Section 6.** This Ordinance shall become effective when published in caption form.

PASSED, APPROVED AND ADOPTED on First Reading, the 16<sup>th</sup> day of November 2011.

PASSED, APPROVED AND ADOPTED on Second Reading, the 7<sup>th</sup> day of Dec, 2011.

ATTEST:

CITY OF SOUTH PADRE ISLAND, TEXAS

  
\_\_\_\_\_  
SUSAN HILL, CITY SECRETARY

  
\_\_\_\_\_  
ROBERT N. PINKERTON, JR., MAYOR



**CITY OF SOUTH PADRE ISLAND  
CITY COUNCIL MEETING  
AGENDA REQUEST FORM**

**MEETING DATE:** July 18, 2018

**NAME & TITLE:** Doug Fowler, Fire Chief

**DEPARTMENT:** Fire Department

**ITEM**

Approve a budget amendment to purchase one ambulance in the amount of up to \$150,000 as a replacement for Medic 3 ambulance.

**ITEM BACKGROUND**

The purpose of this request is to fund the replacement of Medic 3, which has been out of service due to mechanical issues for several weeks. Medic 3 is a 10 year old unit with approximately 99,300 miles. This funding will allow the purchase of one new Type I ambulance at a cost of \$146,175, plus an additional \$1,000 for the H-GAC (Houston-Galveston Area Council) fee, for a total of \$147,175. If approved, this would give the City of South Padre Island two new frontline ambulances. This purchase will be made via H-GAC, which is a state cooperative purchasing group.

**BUDGET/FINANCIAL SUMMARY**

The \$150,000 allocation will come from in the current balance in the Street Improvement Fund. The current balance of this fund is approximately \$162,000.

- Increase line item 43-572-9471 by \$150,000
- Increase line item 01-49090 by \$150,000
- Increase lien item 01-540-1007 by \$150,000

**COMPREHENSIVE PLAN GOAL**

**LEGAL REVIEW**

Sent to Legal:	YES: _____	NO: <u>  X  </u>
Approved by Legal:	YES: _____	NO: <u>  X  </u>

**RECOMMENDATIONS/COMMENTS**

Recommend approval of budget amendment and purchase of replacement ambulance.

5.20





## About the Cooperative

### H-GAC and the Cooperative Purchasing Program

The Houston-Galveston Area Council (H-GAC) is the largest of 24 Councils of Government (COG) in Texas, and is a political subdivision of the State of Texas. It has been serving local governments for more than 40 years.

H GAC's Cooperative Purchasing Program, known as HGACBuy, was established pursuant to Texas Interlocal Cooperation Act [Texas Local Government Code, Title 7, Chapter 791]. The Act allows local governments and certain non-profits to contract or agree under the terms of the Act to make purchases or provide purchasing services and other administrative functions appropriately established by another government entity. The Interlocal Contract (ILC) is the required legal document that establishes a link between the End User (local governments and certain non-profits) and HGACBuy, and gives the End User access to HGACBuy contracts.

**HELPING  
GOVERNMENTS  
ACROSS THE  
COUNTRY  
BUY**

H-GAC has established Interlocal Contracts with thousands of End Users throughout Texas and across the United States.

5-21

HGACBuy contracts are established based on the requirements of [Texas Local Government Code, Chapter 252]. Products and services are contracted after having been subjected to either a competitive bid (IFB) or competitive proposal (RFP) process. Contracts are blanket type, usually for a term of two or three years. Use of HGACBuy for purchases by any End Users is strictly at the discretion of that entity. End Users issue their purchase orders to and pay directly the HGACBuy Contractor.



## How to Become an End User?

### Completing and Executing the ILC

Steps for Completing and Executing the Interlocal Contract (ILC).



(/join/become-an-end-user.aspx)

## Scope of HGACBuy's Professional Services

HGACBuy acts as the designated purchasing agent on behalf of participating End Users by performing specific services including, but not limited to:

- Developing specifications for competitive bids and proposals
- Soliciting vendor participation

5-22

- Conducting pre-bid/pre-proposal conferences
- Conducting public bid/proposal openings of responses
- Evaluating responses and making award recommendations
- Executing vendor contracts awarded by the H-GAC Board of Directors
- Maintaining contract information available through HGACBuy's Website
- Contract Administration

## **How to Become a Contractor?**

All products and services offered through HGACBuy have been subjected to a competitive bid or proposal process, subsequently resulting in the award of a blanket contract(s).

Becoming an HGACBuy Contractor requires that you go through that process with us when we do a procurement for the products and/or services which you offer.

Most of our contracts run for a term of two years, dictating that the procurement process for a product/service is undertaken on that same schedule, i.e. every two years.

Click here (</join/become-a-contractor.aspx>) to know more about The HGACBuy Procurement Policy

## **How to Become an End User?**

To become an End User and participate in purchasing through HGACBuy, you must:

- Be a state agency, county, municipality, special district, or other political subdivision of a state, or a qualifying non-profit corporation (providing one or more governmental function or service)
- Possess legal authority to enter into the Contract.

The End User warrants that both requirements are fulfilled by execution of an Interlocal Contract (ILC).

Click here (</join/become-an-end-user.aspx>) to know more about becoming an End User.

5-23

A CONTRACT BETWEEN  
HOUSTON-GALVESTON AREA COUNCIL  
Houston, Texas  
AND  
SOUTHWEST AMBULANCE SALES, LLC  
Kennedale, Texas

This Contract is made and entered into by the **Houston-Galveston Area Council of Governments**, hereinafter referred to as **H-GAC**, having its principal place of business at 3555 Timmons Lane, Suite 120, Houston, Texas 77027, AND, **Southwest Ambulance Sales, LLC**, hereinafter referred to as the **CONTRACTOR**, having its principal place of business at 621 East Kennedale Parkway, Kennedale, Texas 76060.

**ARTICLE 1: SCOPE OF SERVICES**

The parties have entered into an **Ambulances, EMS & Other Special Service Vehicles** Contract to become effective as of October 1, 2016, and to continue through September 30, 2018 (the "**Contract**"), subject to extension upon mutual agreement of the **CONTRACTOR** and **H-GAC**. **H-GAC** enters into the Contract as Agent for participating governmental agencies, each hereinafter referred to as **END USER**, for the purchase of **Ambulances, EMS & Other Special Service Vehicles** offered by the **CONTRACTOR**. The **CONTRACTOR** agrees to sell **Ambulances, EMS & Other Special Service Vehicles** through the **H-GAC** Contract to **END USERS**.

**ARTICLE 2: THE COMPLETE AGREEMENT**

The Contract shall consist of the documents identified below in order of precedence:

1. The text of this Contract form, including but not limited to, Attachment A
2. General Terms and Conditions
3. Bid Specifications No: AM10-16 including any relevant suffixes
4. **CONTRACTOR's** Response to Bid No: AM10-16, including but not limited to, prices and options offered

All of which are either attached hereto or incorporated by reference and hereby made a part of this Contract, and shall constitute the complete agreement between the parties hereto. This Contract supersedes any and all oral or written agreements between the parties relating to matters herein. Except as otherwise provided herein, this Contract cannot be modified without the written consent of both parties.

**ARTICLE 3: LEGAL AUTHORITY**

**CONTRACTOR** and **H-GAC** warrant and represent to each other that they have adequate legal counsel and authority to enter into this Contract. The governing bodies, where applicable, have authorized the signatory officials to enter into this Contract and bind the parties to the terms of this Contract and any subsequent amendments thereto.

**ARTICLE 4: APPLICABLE LAWS**

The parties agree to conduct all activities under this Contract in accordance with all applicable rules, regulations, directives, issuances, ordinances, and laws in effect or promulgated during the term of this Contract.

**ARTICLE 5: INDEPENDENT CONTRACTOR**

The execution of this Contract and the rendering of services prescribed by this Contract do not change the independent status of **H-GAC** or **CONTRACTOR**. No provision of this Contract or act of **H-GAC** in performance of this Contract shall be construed as making **CONTRACTOR** the agent, servant or employee of **H-GAC**, the State of Texas or the United States Government. Employees of **CONTRACTOR** are subject to the exclusive control and supervision of **CONTRACTOR**. **CONTRACTOR** is solely responsible for employee payrolls and claims arising therefrom.

**ARTICLE 6: END USER AGREEMENTS**

**H-GAC** acknowledges that the **END USER** may choose to enter into an End User Agreement with the **CONTRACTOR** through this Contract and that the term of said Agreement may exceed the term of the **H-GAC** Contract. However this acknowledgment is not to be construed as **H-GAC's** endorsement or approval of the End User Agreement terms and conditions. **CONTRACTOR** agrees not to offer to, agree to or accept from **END USER** any terms or conditions that conflict with or contravene those in **CONTRACTOR's H-GAC** contract. Further, termination of this Contract for any reason shall not result in the termination of the underlying End User Agreements entered into between **CONTRACTOR** and any **END USER** which shall, in each instance, continue pursuant to their stated terms and duration. The only effect of termination of this Contract is that **CONTRACTOR** will no longer be able to enter into any new End User Agreements with **END USERS** pursuant to this Contract. Applicable **H-GAC** order processing charges will be due and payable to **H-GAC** on any End User Agreements surviving termination of this Contract between **H-GAC** and **CONTRACTOR**.

5-24

**ARTICLE 7: SUBCONTRACTS & ASSIGNMENTS**

**CONTRACTOR** agrees not to subcontract, assign, transfer, convey, sublet or otherwise dispose of this Contract or any right, title, obligation or interest it may have therein to any third party without prior written notice to **H-GAC**. **H-GAC** reserves the right to accept or reject any such change. **CONTRACTOR** shall continue to remain responsible for all performance under this Contract regardless of any subcontract or assignment. **H-GAC** shall be liable solely to **CONTRACTOR** and not to any of its Subcontractors or Assignees.

**ARTICLE 8: EXAMINATION AND RETENTION OF CONTRACTOR'S RECORDS**

**CONTRACTOR** shall maintain during the course of its work, complete and accurate records of items that are chargeable to **END USER** under this Contract. **H-GAC**, through its staff or its designated public accounting firm, the State of Texas, or the United States Government shall have the right at any reasonable time to inspect copy and audit those records on or off the premises of **CONTRACTOR**. Failure to provide access to records may be cause for termination of this Contract. **CONTRACTOR** shall maintain all records pertinent to this Contract for a period of not less than five (5) calendar years from the date of acceptance of the final contract closeout and until any outstanding litigation, audit or claim has been resolved. The right of access to records is not limited to the required retention period, but shall last as long as the records are retained. **CONTRACTOR** further agrees to include in all subcontracts under this Contract, a provision to the effect that the subcontractor agrees that **H-GAC'S** duly authorized representatives, shall, until the expiration of five (5) calendar years after final payment under the subcontract or until all audit findings have been resolved, have access to, and the right to examine and copy any directly pertinent books, documents, papers, invoices and records of such subcontractor involving any transaction relating to the subcontract.

**ARTICLE 9: REPORTING REQUIREMENTS**

**CONTRACTOR** agrees to submit reports or other documentation in accordance with the General Terms and Conditions of the Bid Specifications. If **CONTRACTOR** fails to submit to **H-GAC** in a timely and satisfactory manner any such report or documentation, or otherwise fails to satisfactorily render performance hereunder, such failure may be considered cause for termination of this Contract.

**ARTICLE 10: MOST FAVORED CUSTOMER CLAUSE**

If **CONTRACTOR**, at any time during this Contract, routinely enters into agreements with other governmental customers within the State of Texas, and offers the same or substantially the same products/services offered to **H-GAC** on a basis that provides prices, warranties, benefits, and or terms more favorable than those provided to **H-GAC**, **CONTRACTOR** shall notify **H-GAC** within ten (10) business days thereafter of that offering and this Contract shall be deemed to be automatically amended effective retroactively to the effective date of the most favorable contract, wherein **CONTRACTOR** shall provide the same prices, warranties, benefits, or terms to **H-GAC** and its **END USER**. **H-GAC** shall have the right and option at any time to decline to accept any such change, in which case the amendment shall be deemed null and void. If **CONTRACTOR** is of the opinion that any apparently more favorable price, warranty, benefit, or term charged and/or offered a customer during the term of this Contract is not in fact most favored treatment, **CONTRACTOR** shall within ten (10) business days notify **H-GAC** in writing, setting forth the detailed reasons **CONTRACTOR** believes aforesaid offer which has been deemed to be a most favored treatment, is not in fact most favored treatment. **H-GAC**, after due consideration of such written explanation, may decline to accept such explanation and thereupon this Contract between **H-GAC** and **CONTRACTOR** shall be automatically amended, effective retroactively, to the effective date of the most favored agreement, to provide the same prices, warranties, benefits, or terms to **H-GAC**.

The Parties accept the following definition of routine: A prescribed, detailed course of action to be followed regularly; a standard procedure. *EXCEPTION: This clause shall not be applicable to prices and price adjustments offered by a bidder, proposer or contractor, which are not within bidder's/ proposer's control [example; a manufacturer's bid concession], or to any prices offered to the Federal Government and its agencies.*

**ARTICLE 11: SEVERABILITY**

All parties agree that should any provision of this Contract be determined to be invalid or unenforceable, such determination shall not affect any other term of this Contract, which shall continue in full force and effect.

**ARTICLE 12: DISPUTES**

Any and all disputes concerning questions of fact or of law arising under this Contract, which are not disposed of by agreement, shall be decided by the Executive Director of **H-GAC** or his designee, who shall reduce his decision to writing and provide notice thereof to **CONTRACTOR**. The decision of the Executive Director or his designee shall be final and conclusive unless, within thirty (30) days from the date of receipt of such notice, **CONTRACTOR** requests a rehearing from the Executive Director of **H-GAC**. In connection with any rehearing under this Article, **CONTRACTOR** shall be afforded an opportunity to be heard and offer evidence in support of its position. The decision of the Executive Director after any such rehearing shall be final and conclusive. **CONTRACTOR** may, if it elects to do so, appeal the final and conclusive decision of the Executive Director to a court of competent jurisdiction. Pending final decision of a dispute hereunder, **CONTRACTOR** shall proceed diligently with the performance of this Contract and in accordance with **H-GAC'S** final decision.

**ARTICLE 13: LIMITATION OF CONTRACTOR'S LIABILITY**

Except as specified in any separate writing between the **CONTRACTOR** and an **END USER**, **CONTRACTOR**'s total liability under this Contract, whether for breach of contract, warranty, negligence, strict liability, in tort or otherwise, but excluding its obligation to indemnify **H-GAC** described in Article 14, is limited to the price of the particular products/services sold hereunder, and **CONTRACTOR** agrees either to refund the purchase price or to repair or replace product(s) that are not as warranted. In no event will **CONTRACTOR** be liable for any loss of use, loss of time, inconvenience, commercial loss, lost profits or savings or other incidental, special or consequential damages to the full extent such use may be disclaimed by law. **CONTRACTOR** understands and agrees that it shall be liable to repay and shall repay upon demand to **END USER** any amounts determined by **H-GAC**, its independent auditors, or any agency of State or Federal government to have been paid in violation of the terms of this Contract.

**ARTICLE 14: LIMIT OF H-GAC'S LIABILITY AND INDEMNIFICATION OF H-GAC**

**H-GAC**'s liability under this Contract, whether for breach of contract, warranty, negligence, strict liability, in tort or otherwise, is limited to its order processing charge. In no event will **H-GAC** be liable for any loss of use, loss of time, inconvenience, commercial loss, lost profits or savings or other incidental, special or consequential damages to the full extent such use may be disclaimed by law. Contractor agrees, to the extent permitted by law, to defend and hold harmless **H-GAC**, its board members, officers, agents, officials, employees, and indemnities from any and all claims, costs, expenses (including reasonable attorney fees), actions, causes of action, judgments, and liens arising as a result of **CONTRACTOR**'s negligent act or omission under this Contract. **CONTRACTOR** shall notify **H-GAC** of the threat of lawsuit or of any actual suit filed against **CONTRACTOR** relating to this Contract.

**ARTICLE 15: TERMINATION FOR CAUSE**

**H-GAC** may terminate this Contract for cause based upon the failure of **CONTRACTOR** to comply with the terms and/or conditions of the Contract; provided that **H-GAC** shall give **CONTRACTOR** written notice specifying **CONTRACTOR**'S failure. If within thirty (30) days after receipt of such notice, **CONTRACTOR** shall not have either corrected such failure, or thereafter proceeded diligently to complete such correction, then **H-GAC** may, at its option, place **CONTRACTOR** in default and the Contract shall terminate on the date specified in such notice. **CONTRACTOR** shall pay to **H-GAC** any order processing charges due from **CONTRACTOR** on that portion of the Contract actually performed by **CONTRACTOR** and for which compensation was received by **CONTRACTOR**.

**ARTICLE 16: TERMINATION FOR CONVENIENCE**

Either **H-GAC** or **CONTRACTOR** may cancel or terminate this Contract at any time by giving thirty (30) days written notice to the other. **CONTRACTOR** may be entitled to payment from **END USER** for services actually performed; to the extent said services are satisfactory to **END USER**. **CONTRACTOR** shall pay to **H-GAC** any order processing charges due from **CONTRACTOR** on that portion of the Contract actually performed by **CONTRACTOR** and for which compensation is received by **CONTRACTOR**.

**ARTICLE 17: CIVIL AND CRIMINAL PROVISIONS AND SANCTIONS**

**CONTRACTOR** agrees that it will perform under this Contract in conformance with safeguards against fraud and abuse as set forth by **H-GAC**, the State of Texas, and the acts and regulations of any funding entity. **CONTRACTOR** agrees to notify **H-GAC** of any suspected fraud, abuse or other criminal activity related to this Contract through filing of a written report promptly after it becomes aware of such activity.

**ARTICLE 18: GOVERNING LAW & VENUE**

This Contract shall be governed by the laws of the State of Texas. Venue and jurisdiction of any suit or cause of action arising under or in connection with this Contract shall lie exclusively in Harris County, Texas. Disputes between **END USER** and **CONTRACTOR** are to be resolved in accord with the law and venue rules of the state of purchase. **CONTRACTOR** shall immediately notify **H-GAC** of such disputes.

**ARTICLE 19: PAYMENT OF H-GAC ORDER PROCESSING CHARGE**

**CONTRACTOR** agrees to sell its products to **END USERS** based on the pricing and other terms of this Contract, including, but not limited to, the payment of the applicable **H-GAC** order processing charge. On notification from an **END USER** that an order has been placed with **CONTRACTOR**, **H-GAC** will invoice **CONTRACTOR** for the applicable order processing charge. Upon delivery of any product/service by **CONTRACTOR** and acceptance by **END USER**, **CONTRACTOR** shall, within thirty (30) calendar days or ten (10) business days after receipt of payment, whichever is less, pay **H-GAC** the full amount of the applicable order processing charge, whether or not **CONTRACTOR** has received an invoice from **H-GAC**. For sales made by **CONTRACTOR** based on this contract, including sales to entities without Interlocal Contracts, **CONTRACTOR** shall pay the applicable order processing charges to **H-GAC**. Further, **CONTRACTOR** agrees to encourage entities who are not members of **H-GAC**'s Cooperative Purchasing Program to execute an **H-GAC** Interlocal Contract. **H-GAC** reserves the right to take appropriate actions including, but not limited to, contract termination if **CONTRACTOR** fails to promptly remit **H-GAC**'s order processing charge. In no event shall **H-GAC** have any liability to **CONTRACTOR** for any goods or services an **END USER** procures from **CONTRACTOR**.

**ARTICLE 20: LIQUIDATED DAMAGES**

Any liquidated damages terms will be determined between CONTRACTOR and END USER at the time END USER's purchase order is placed.

**ARTICLE 21: PERFORMANCE AND PAYMENT BONDS FOR INDIVIDUAL ORDERS**

H-GAC's contractual requirements DO NOT include a Performance & Payment Bond (PPB), and offered pricing should reflect this cost saving. However, CONTRACTOR must be prepared to offer a PPB to cover any specific order if so requested by END USER. CONTRACTOR shall quote a price to END USER for provision of any requested PPB, and agrees to furnish the PPB within ten business (10) days of receipt of END USER's purchase order.

**ARTICLE 22: CHANGE OF CONTRACTOR STATUS**


CONTRACTOR shall immediately notify H-GAC, in writing, of ANY change in ownership, control, dealership/franchisee status, Motor Vehicle license status, or name, and shall also advise whether or not this Contract shall be affected in any way by such change. H-GAC shall have the right to determine whether or not such change is acceptable, and to determine what action shall be warranted, up to and including cancellation of Contract.

**ARTICLE 23: LICENSING REQUIRED BY TEXAS MOTOR VEHICLE BOARD [IF APPLICABLE]**


CONTRACTOR will for the duration of this Contract maintain current licenses that are required by the Texas Motor Vehicle Commission Code. If at any time during this Contract period, any CONTRACTOR'S license is not renewed, or is denied or revoked, CONTRACTOR shall be deemed to be in default of this Contract unless the Motor Vehicle Board issues a stay or waiver. Contractor shall promptly provide copies of all current applicable Texas Motor Vehicle Board documentation to H-GAC upon request.

IN WITNESS WHEREOF, the parties have caused this Contract to be executed by their duly authorized representatives.

Signed for Houston-Galveston  
Area Council, Houston, Texas:

  
\_\_\_\_\_  
Jack Steele, Executive Director

Attest for Houston-Galveston  
Area Council, Houston, Texas:

  
\_\_\_\_\_  
Deidre Vick, Director of Public Services

Date: Sept. 9, 2016

Signed for Southwest Ambulance Sales, LLC  
Kennedale, Texas:

  
\_\_\_\_\_

Printed Name & Title: Paul Cartusciello - Managing Member

Date: 09/07 2016

Attest for Southwest Ambulance Sales, LLC  
Kennedale, Texas:

  
\_\_\_\_\_

Printed Name & Title: John Farris - Managing Member

Date: 09/07 2016

5-27

**Attachment A**  
**Southwest Ambulance Sales, L.L.C**  
**Ambulances, EMS & Other Special Service Vehicles**  
**Contract No.: AM10-16**

<b>R. Medix</b>		
<b>A. Ambulance</b>		
RA01	Type I Metro Express 150LTD Ford F-350 SD 4x2 XL F 6.7L V-8 Diesel	\$ 108,986.00
RA02	Type I Metro Express 150LTD Ford F-350 SD 4x4 XL F 6.7L V-8 Diesel	\$ 112,044.00
RA03	Type I Metro Express 150LTD Chevy C-3500HD 4x2 Silverado 6.6L Duramax Diesel	\$ 102,028.00
RA04	Type I Metro Express 150LTD Chevy K-3500HD 4x4 Silverado 6.6L Duramax Diesel	\$ 105,261.00
RA07	Ford Transit SR11-148 Type II Gas	\$ 74,846.00
RA08	Ford Transit SR11-148 Type II Diesel	\$ 78,789.00
RA11	Type II Silverhawk Sprinter 2500 SHC Van std 3.0L CRD V-6 Diesel	\$ 82,545.00
RA16	Type III MN86 Metro Express Sprinter 3500 C/C std 3.0L CRD V-6 Diesel	\$ 96,436.00
RA18	Type III RP90 Metro Express Ford E-350 Cut XL 6.8L V-10 Gas	\$ 85,953.00
RA19	Type III RP90 Metro Express Chevy G-3500 Cut Express 6.6L Duramax Diesel	\$ 94,662.00
RA20	Type III RP90 Metro Express Chevy G-3500 Cut Express 6.0L Vortex Gas	\$ 85,250.00
RA22	Type III 150 Metro Express Ford E-350 Cut XL 6.8L V-10 Gas	\$ 91,568.00
RA23	Type III 150 Metro Express Chevy G-3500 Cut Express 6.6L Duramax Diesel	\$ 99,671.00
RA24	Type III 150 Metro Express Chevy G-3500 Cut Express 6.0L Vortex Gas	\$ 91,956.00
RA25	Type III 166 Metro Express Ford E-450 Cut XL 6.8L V-10 Gas	\$ 99,555.00
RA26	Type III 166 Metro Express Chevy G-4500 Cut Express 6.6L Duramax Diesel	\$ 106,410.00
RA27	Type III MSV II Ford E-450 Cut XL 6.8L V-10 Gas	\$ 111,486.00
RA28	Type III MSV II Chevy G-4500 Cut Express 6.6L Duramax Diesel	\$ 120,403.00
RA31	Type I MSV II Ford F450 4x2 6.7L Diesel	\$ 142,226.00
RA32	Type I MSV II Ford F 450 4x4 6.7L Diesel	\$ 145,365.00
RA33	Type I MSV II Ford F550 4x2 6.7L Diesel	\$ 143,399.00
RA34	Type I MSV II Ford F550 4x4 6.7L Diesel	\$ 146,538.00
RA35	Type I Metro Express 150 LTD Ford F450 4x2 Diesel	\$ 111,757.00
RA36	Type I Metro Express 150 LTD Ford F450 4x4 Diesel	\$ 114,896.00
RA37	Type III PC90 Metro Express Ford E350 Cut XL 6.8 L V-10 Gas	\$ 92,245.00
<b>E. Remounts</b>		
RE01	Remount only - Type I	\$ 28,750.00
RE02	Remount only - Type III	\$ 28,750.00
RE03	Remount only - Medium Duty	\$ 29,750.00
RE04	Remount on chassis- Ford F-350 Type I	\$ 69,511.00
RE05	Remount on chassis - Ford F-450 Type I	\$ 71,517.00

5-28



RE06	Remount on chassis - Ford E-350 Type III	\$ 61,156.00
RE07	Remount on chassis - Ford E-450 Type III	\$ 65,523.00
RE08	Remount on chassis - Chevrolet C3500 Type I	\$ 70,167.00
RE09	Remount on chassis - Chevrolet G3500 Type III	\$ 71,667.00
RE10	Remount on chassis - Chevrolet G4500 Type III	\$ 74,262.00
RE11	Remount on chassis - RAM B3500 Type I	\$ 66,435.00
RE12	Remount on chassis - RAM B4500 Type I	\$ 69,556.00
RE13	Remount on chassis - International 4300 Type I	\$ 109,356.00
RE14	Remount on chassis - Terra Star Type I	\$ 89,256.00
RE15	Remount on chassis - Freightliner M2 Type I	\$ 110,652.00

RECEIVED SEP - 7 2016

RECEIVED SEP - 7 2016



Unit #: 18-MH1234

DEALER: **SWAS**  
 CUSTOMER: **South Padre Island EMS**  
 Street or P.O. Box: **106 W Retama**  
 City, State, Zip: **South Padre Island TX 78597**  
 Customer Contact: **PC**  
 Sales Associate: **Fidel Baldazo III**  
 VIN#: **To be assigned by MEDIX**

<b>Chassis Model Yr</b>		<b>2018</b>
<b>MEDIX Model</b>		<b>Metro Express 153 Type I</b>
<b>CHASSIS</b>		<b>Chevy K-3500 4x4 Chassis/Cab, 6.0L Vortec Gas, 162" WB, 13,200 GVW</b>
<b>BODY</b>		<b>153"L x 94" W x 70" Interior Headroom</b>
<b>QTY</b>	<b>STD/OPT</b>	<b>Description</b>
<b>1</b>	<b>15-1000-CD</b>	<b>Chassis &amp; Conversion</b>
<b>01- Flooring &amp; Interior Colors</b>		
1	STD	Cabinets: Laminated Wood- (Specify Color) Color: <b>TITANIUM</b>
1	STD	Upholstery: (Specify Color) Color: <b>BLACK</b> Brand: <b>EVS</b>
<b>1</b>	<b>100010</b>	<b>Lonseal- LonCoin (Raised Circles)</b> <b>Specify Color: ONYX 150 TS</b>
<b>02- Body &amp; Chassis</b>		
1	STD	This chassis is equipped with a Gasoline Exhaust System to meet the EPA standards for Gasoline exhaust emissions
	Note Weld Shop	<b>See special front wall print for front wall condenser location</b>
1	STD	All Exterior compartments coated with light gray colored rubberized urethan material.
1	STD	Pass-Thru - No sliding Lexan, just OEM P/T
1	STD	Fender Flares: Black Rubber
1	STD	Compartment Lights: Optronics ILL36CB LED Compartment lights- ALL Models Locate: (1) Ceiling of Compt #1; (2) in Compt #2- (1) URH, (1) LLH; (1) in ceiling of Compartment #3; (2) in Compt #4/5; (1) in Compt #6.
1	STD	Compartment #1 SS Forward: Smooth Aluminum body, ADP interior door panel, O2 "M" cylinder storage for STEEL tank, Door w/rubber socket/nylon ball hold-open.
1	STD	Compartment #2 SS Center: Smooth Aluminum body, ADP interior door panel, Open Storage, Door w/gas strut hold-open
1	STD	Compartment #3 SS Rear: Smooth Aluminum body, ADP interior door panel, Mid-height open storage. Door w/gas strut hold-open and Seat Belt Strap. <b>NOTE: Use wider Tub # 41-103593</b>
2	STD	Rear Entry Doors: Single piece laminated smooth aluminum door liner w/stainless steel center panel for black paddle handles; ADP kick panels.
1	STD	Compartment #4/5 CS Forward: NO body above floor, ADP interior door panel, ALS Cabinet w/ Inside/Outside access, Full-height, single Door w/gas strut hold-open. Bottom section smooth aluminum body, Open storage.

5-31

1	STD	Curbside Entry Door: Single piece, laminated smooth aluminum door liner w/stainless steel center panel for black paddle handles; ADP kick panels. Gas strut door hold-open. Smooth aluminum stepwell w/Dri-Dek insert.
1	STD	Compartment #6 CS Rear: <u>Smooth Aluminum</u> , Vertical backboard storage w/2 belts. Door w/ rubber socket/nylon ball hold-open.
1	200200C	<b>Power Door Locks: Chevy Type I, All Entry and Compartment Doors, THIS WILL ONLY UNLOCK THE MODULE LOCKS, NOT CAB DOORS. (Does not include additional lock switches inside module) NOTE: See option 99-0404 in electrical for adding on lock switches at the entry doors</b>
1	99-0678C	<b>Power Door Locks: Stealth Switch, Chevy Type I Only, Power Door Lock System, Push Button Switch (Grille brackets: no bracket required on Chevy Cab/Chassis) NOTE: THIS WILL ONLY UNLOCK THE MODULE LOCKS, NOT CAB DOORS LOCATION: front grille area</b>
1	STD	All Entry Door paddle handle and rotary latching components will include emergency door releases located top and bottom of each door and shall meet the FMVSS 206 30G Test Requirement
1	STD	Rear Bumper: ADP corner pods w/ rubber Dock bumper pads, Center grip-strut flip-up step, powder coated steel frame
2	STD	IV Hangers: Cast black rubber fold-down of knee area of Cot and Squad Bench
3	STD	Mirrors, OEM: (1) each cab door, (1) on interior windshield
1	STD	<u>OEM wheel covers w/valve extenders</u>
4	STD	Stone Guards, lower body corners, ADP
1	STD	Rub Rails: C-Channel, tapered ends, Lower Body off-set mount with neoprene spacers.
2	STD	Aluminum Running Boards: "Starburst" Grip Punched, Diamond Plate, Type 1
2	STD	<b>Cast aluminum fuel fill bezel</b>
1	STD	<b>Insulation: Spray in place foam, FR 2-Part Spray Foam, CP-1000 Kit 200, applied to curbside entry step well and both rear wheel wells</b>
1	STD	Undercoating: Per OEM Guidelines
<b>03- Brake, Turn &amp; Back-Up Lights</b>		
1	STD	<b>Lights: DOT, Brake/Tail, Turn, Back Up: Whelen 600 Series LED. (Package PNs: 60BTTC, 60A00TAR, 60C00VCR) ILOS</b>
1	99-1489	<b>Lights: DOT Marker (14) TecNiq LED chrome trim rings IATS rubber grommets, p/n: S33-0S00-1</b>
1	STD Modified	DOT Marker Lights: TecNiq LED, rubber grommet bezels; (7) S34-AC09-1 Amber- (5) on front of body as Marker lights, (2) side facing on rear extrusions as Turn Signals; (7) S34-RC90-1 Red- (5) on rear of Body as Marker lights, (2) side facing as Turn Signals.
<b>04- Electrical, Power Distribution, Control Center &amp; Interior Lighting</b>		
1	STD	Battery Switch, Automatic: TST CDR-357. NOTE: Locate in Electrical Cabinet.
2	STD	Antenna, Radio Coax Cable terminated behind driver's seat w/Power & Ground for each

8	99-0522	Lights: Dome, Whelen LED, 18-diodes w/chrome flange MX80EHZA , switched separately with Hi/Lo functions- ILOS
1	STD	Action Area Light: Whelen PSC0ADCR, 12 VDC LED Strip light, 6 diodes and On/Off switch on rear control panel
1	STD	Shoreline: 125 VAC, 20-Amp, 60 Hz straight-blade inlet w/hinged, weatherproof cover, located to rear of Compartment #1
1	STD	USB Port: Vanner VSS-USB dual port 2Amp mounted on A/A wall
1	400160	Inverter: Vanner 20-1050CUL- 1000watt w/battery charger and built in GFI. Remote controlled w/switch in rear panel. (NOTE: this option deletes the GFI in the A/A wall.) Specify Location: Lower P/T cabinet "E"
1	DEL	Battery Charger: DELETE STANDARD (when adding Inverter with integral charger)
1	STD	Timer: 5-minute check-out, wired to CS Hight mode dome lights
1	99-0804	Power Door Locks: Switch, Unlock/Lock rocker switch - located in front switch panel to unlock and lock the mod doors from inside the cab - p/n: MX09145 NOTE: For Chevy Type I
1	99-0404	Switch: Momentary Disable for Scene/Load Lights PN:MX09165 and Lock/Unlock switch for Power Doors Locks PN:MX09145- (1) set located in a horizontal <u>4-switch Positron panel, MX01507</u> , in standardized position on Curbside Wall above head of bench; (1) set located in stacked, 2-position Positron switch panel (MX01520) on wall at curbside rear entry door in standardized position.
1	99-0550	Switch: Momentary, 15-Minute Timer for Dome Lights. Located in the 4-switch Positron switch panel in standardized position on Curbside Wall. (PNs:MX09150 switch, MX09151 Timer)
2	STD	12 VDC Outlets: (1) in Action Area, (1) in ALS Cabinet
1	400020	12 VDC Receptacle: Cigar style, IATS Specify Location(s): In 2nd Action Area- Part of Cabinet Option
2	STD	125 VAC Outlets, Duplex: (1) in Action Area, (1) in ALS Cabinet
1	400100	125 VAC: Duplex Outlet, IATS Specify Location(s): In 2nd Action Area- Part of Cabinet Option
1	STD	Breaker Box: 125 VAC w/20-Amp Breaker located on the rear wall of interior cabinet E. GFI receptacle located on the Action Area wall.
1	STD Modified	Rear Switch Panel: Engraved black plastic panel with (14) LED lighted switch positions for Dome Lights (2), Vacuum (1), Vent (1), A.A. Light (1), Inverter (1), Spare switches, DIGITAL Thermostat and digital clock w/Mode Buttons. MX01517.
1	STD Modified	Front Console: Formed Aluminum, black powder coated, attached to floor. Switch panel with siren panel to rear (See Panel option below)
1	99-1356	Front Switch Panel: To have SWAS Logo - PN MX01565 for Front Switch Panel; Type 1 Units only.
1	STD	Electrical Cabinet: Located over pass-thru w/latching, recessed, vented door
<b>05- Warning Lights &amp; Siren</b>		

1	STD	Lights: Warning, Whelen LED EMERGENCY Lighting Package- Ford, Chevy <u>Type I and Type III</u> - Models ONLY. NOTE: Does not include LED Scene Lights.
		All LED lights shall have CLEAR Lenses. All emergency and scene lighting shall have chrome flanges in standard locations.
		<u>Front of Body:</u> Add (7) Whelen 900 Series Super-LEDs- Specify pattern by LED Color (4) Red, (3) White: R/W/R/W/R/W/R. Outer (2) lights and (1) Center light flash on K-Spec flasher. Inner (4) flash independently on Light Bar switch on front console.
		<u>Sides of Body:</u> (4) Whelen 900 Series Red Super-LEDs: (2) each side in upper corners
		<u>Rear of Body:</u> (4) Whelen 900 Series Red Super-LEDs: (2) in upper outboard corners, (2) Mid-Body wired as Warning/Brake at the window level; (1) Whelen 600 Series Amber Super-LED in the center position over the rear doors.
		<u>Brake, Turn &amp; Back-Up Lights:</u> Whelen 600 Series LEDs, (60BTT, 60A00TAR, 60C00VCR)
		<u>Lights, Warning, Intersection Lights:</u> (2) Whelen LINZ6R Series Red Super-LEDs on front fenders
2	STD	Lights, Warning, Grille: LINZ6R Red LED w/clear lenses & chrome flanges on center grille bar
4	500127	Lights: Scene/Load, Whelen 900 Series Super-LED 9SC0ENZR Gradient Opti-Scenelight™ with flange included- ILOS Specify Locations: Locate (2) each side
2	STD	Lights, Load: Whelen 600 Series LED 6SC0ENZR, (2) located above rear doors
1	STD	Flasher- For Warning Light System, <b>Vanner 9860GCPE</b>
2	STD	Siren Speakers: Dual 100-watt drivers mounted through front bumper
1	STD	Siren- Whelen 295 SLSA1, 200 Watt
<b>06- Oxygen, Vacuum &amp; Miscellaneous Items</b>		
3	STD	Oxygen Outlets: Quick-connect style, (2) in Action Area, (1) over Squad Bench
1	600100	Oxygen Outlet: OHMEDA Z-QD0101M0 Green Face Plate, IATS Specify Location(s): in ceiling over head of cot
1	STD	Suction Aspirator System: Rico disposable container, mounted in Action Area w/gauge and quick-connect; GAST vacuum pump mounted in lower pass-thru cabinet
1	STD	Oxygen Cylinder Retention: For "M" cylinder, black steel w/3-spring buckle straps and top collar, located in Compartment #1
1	STD	O2 Regulator, Amvex, 50psi, pre-set
<b>07- AC/Heat</b>		
1	DEL	<b>DELETE STANDARD HVAC System: High capacity Free Blow combination Heat-AC system, multi-speed fan and thermostatic control in Action Area. HVAC unit mounted above ALS cabinet.</b>

1	99-0712	HVAC System: Chevy C/K 3500 Series Super Tie-In "Hot Weather Package" with front wall mounted external condenser mounted on painted 3/16" formed and welded platform See shelf print #33-102897. Locate: Condenser to be mounted on painted, smooth aluminum shelf bracket on front wall of box ILO skirt mounted condenser. ACC to do install of condenser, not mounting of bracket.
1	99-0246	Thermostat: Digital, A.C.C. PN-27058742A digital thermostat installed on A/A wall ILOS
<b>08- Cabinets, Hardware &amp; Miscellaneous Items</b>		
1	STD	Main Streetside Wall Cabinets: Specify desired configuration-
1	OPT	<b>Cabinet Configuration- CPR Seat w/EVS V-4 seat belt system and 2nd Action Area; includes (1) 125VAC and (1) 12VDC outlet in 2nd Action Area</b>
		Main Wall Cabinets will have (1) adjustable shelf in each and sliding Lexan doors with full height extruded handles. See Prints for Configuration.
1	STD	Action Area Overhead Cabinet: <u>Single cabinet full-height/full-depth of Action Area</u> with sliding Lexan doors and full height extruded handles.
1	STD Modified	Action Area and <u>Switch Panel</u> : Laminated, sealed countertop and vertical panel with Suction system collection cannister, Vacuum gauge, (2) Oxygen outlets, (1) USB, (1) 12VDC Outlet, and (1) 125VAC Outlet. Switch panel includes (14) <u>switch positions</u> , <b>DIGITAL Thermostat</b> and digital clock w/Mode Buttons.
1	99-0995	<b>Action Area: Countertop, HDPE, Gray with Black accent bands, front and rear action area countertops. (On-line measuring.)</b>
	NOTE	<b>HDPE COUNTER TOP MUST BE GLUED TO AN ALUMINUM PLATE. THE PLATE SHALL BE SCREWED TO THE CABINET.</b>
2	STD	Bulkhead Wall Cabinets: Electrical Cabinet above pass-thru w/hinged, latching, vented door.
2	STD	Pass-Thru Cabinets: Upper cabinet- open storage w/hinged, latching door; Lower cabinet- open storage w/hinged, latching, vented door and location for inverter and vacuum pump on floor
1	800010	<b>ALS Cabinet: Lower section- Locking storage for 747 box; Middle w/dual wood doors w/Lexan inserts; (1) adjustable shelf w/top &amp; Bottom non-locking latches</b>
1	99-0511	<b>Cargo Net: Head of squad bench- Type I / III 153 Models and Type III MN-86 ONLY. Squad Bench to accommodate mounting plate and cover secured to wall structure. (153 PNs: 86-101702, 33-101868, 33-101869; MN-86 PNs: 86-101702, 33-100857, 33-100858) Requires squad bench assembly print different than standard.</b>
1	STD	<b>Squad Bench-ALUMINUM WITH HDPE LID</b>
		1 Full length hinged lid w/TriMark latch for access to interior storage
		2 Full length upholstered seat cushion except over Sharps/Waste Area; formed upholstered back rest cushions and head pad for each seated position.

5-35

		3	(2) EVS V-4 Belted seating positions w/progressive foam back and head pads and (3) short bottom straps for 2nd Patient restraint
		4	Stainless steel trim on lower face.
1	STD		Sharps/Waste: Drop-in style w/Red polycarbonate HDPE hinged lid with standard containers, located at head of squad bench. (sharps container is the 8900SA small one from the M2 tip-out)
1	99-1058		EVS Technician's Seat: w/Child Restraint System, Rear facing automotive style chair with 4Pt seat belt mounted on Standard Steel Base- ILOS 4Pt seat.
1	99-0411		EVS Seat Base: EVS CBDL w/latching Door- ILOS
1	99-0105		Cabinets: Squad Bench Overhead for 153, w/(2) flip up 1/2" Acrylic doors with rough SouthCo latches.
1	99-1011		Cabinet: Squad Bench Overhead, Cabinets to have Austin constant torque hinges installed, ILOS stainless steel hinges.
1	STD		Rear Overhead: Vinyl wrapped foam header over rear doors.
1	STD		Assist Rail, 1.25" Dia. S.S. overhead off-center toward Streetside of unit.
3	STD		Grab handle- stainless steel, mounted on each rear entry and curbside entry door
8	STD		Reflective Striping, Door Open Protection: .50" Red reflective striping around interior door pan of all body doors.
<b>09- Cots &amp; Miscellaneous Items</b>			
1	99-0878		Cot Mount: Stryker Performance Load (6392EMS001) with inductive charger and floor plate (153, 166 & 170 Only). Mounting Location:
1			Back up Camera with installation
<b>10- Paint &amp; lettering</b>			
1	STD		Paint: Body all OEM White
1			Wrap (Red) W reflective graphics
0	DEL		DELETE Roof Star ONLY
<b>SHIP LOOSE</b>			
2	STD		5 lb. Fire Extinguisher- Ship Loose
<b>TOTAL ORDER 146,175.00</b>			

I have reviewed this Order and find it to be acceptable and ready to build.

\_\_\_\_\_  
Dealer Signature Date: \_\_\_\_\_

I have reviewed this Order and find it to be acceptable and ready to build with the addition of the attached, approved changes.

\_\_\_\_\_  
Dealer Signature Date: \_\_\_\_\_

Due to on-going product improvements and the changing requirements of the ambulance industry, MEDIX Specialty Vehicles, Inc. reserves the right to change product specifications and related products without prior notice and without any obligation to change prior products or parts. ALL PATENTS RIGHTS RESERVED.

5-30



**CITY OF SOUTH PADRE ISLAND  
CITY COUNCIL MEETING  
AGENDA REQUEST FORM**

**MEETING DATE:** July 18, 2018

**NAME & TITLE:** C. Alejandro Sanchez, P.E., CFM, Public Works Director

**DEPARTMENT:** Public Works Department

**ITEM**

Approve a budget amendment in the amount of \$3,547.18 from the Padre Boulevard Tax Notes project towards the Gulf Boulevard Parking area improvement located within the right-of-way of Gulf Boulevard in front of Marisol Drive.

**ITEM BACKGROUND**

City Council previously approved the reclaiming of parking spaces designated as private parking within public right-of-way. During this process it was discovered that the parking area in front of East Marisol Drive on Gulf Boulevard is in deteriorated condition. The estimated cost to repair the pavement for this area was approximately \$20,000. This area is within the right-of-way of Gulf Boulevard.

Engineering plans for these improvements were done in-house.

On June 6, 2018, City Council approved the use \$20,000 from the Padre Boulevard Tax Notes projects towards this project. Requests for quotes were subsequently requested and received. The lowest quote was \$23,547.18, therefore an additional \$3,547.18 is needed.

**BUDGET/FINANCIAL SUMMARY**

Amount available in Padre Boulevard tax notes is approximately \$443,675.

Increase line item 41-562-0530 by \$3,547.18

**COMPREHENSIVE PLAN GOAL**

- Goal 1: The City shall provide for the safe, efficient movement of people and goods.
- Goal 2: Plan in advance for efficient network.
- Goal 3: Ensure suitable street infrastructure commensurate with traffic demand and volumes.

5-38

**LEGAL REVIEW**

Sent to Legal: YES: \_\_\_\_\_  
Approved by Legal: YES: \_\_\_\_\_

NO:   x    
NO:   x  

Comments:

**RECOMMENDATIONS/COMMENTS**

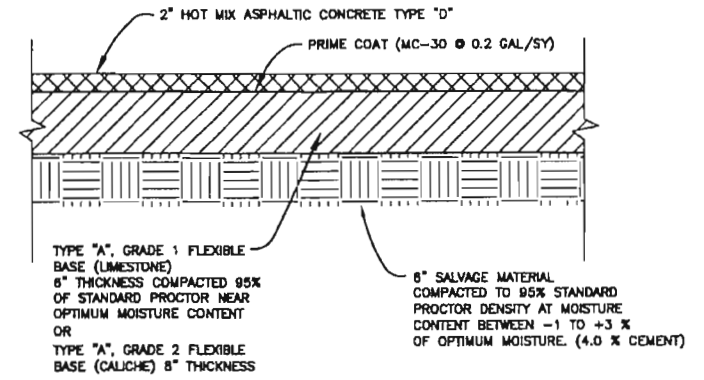
Recommend approval as presented

5-39

**MARISOL PARKING IMPROVEMENT**  
April 20, 2017 10:00am

				BIDDER #1		BIDDER #2		BIDDER #3		ENGINEER'S ESTIMATE	
				BIS P.O BOX 2460 SPI, TX 78597		G&T PAVING 2005 MERCEDES RD BROWNSVILLE, TX 78520		PEDERSON CONSTRUCTION 806 WEST Ocean Blvd LOS FRESNOS, TX 78566		SPI	
Base Bid											
ITEM No.	DESCRIPTION	QUANTITY	UNIT	UNIT PRICE	TOTAL PRICE	UNIT PRICE	TOTAL PRICE	UNIT PRICE	TOTAL PRICE	UNIT PRICE	TOTAL PRICE
1	2" HMAc	392	SY	No Bid	-	\$18.00	\$7,056.00	\$17.50	\$6,860.00	\$13.75	\$5,390.00
2	Prime Coat/MC-30 (0.20 Gal/SY)	78	GAL	No Bid	-	\$6.00	\$468.00	\$6.00	\$468.00	\$4.30	\$335.40
3	6" Limestone Base	392	SY	No Bid	-	\$18.00	\$7,056.00	\$16.99	\$6,660.08	\$15.50	\$6,076.00
4	6" Salvage Material	392	SY	No Bid	-	\$8.00	\$3,136.00	\$10.00	\$3,920.00	\$3.00	\$1,176.00
5	4% Cement for Salvage	5	TON	No Bid	-	\$225.00	\$1,125.00	\$220.00	\$1,100.00	\$106.00	\$530.00
6	Subgrade Preparation	392	SY	No Bid	-	\$5.25	\$2,058.00	\$8.00	\$3,136.00	\$2.00	\$784.00
7	Saw Cut Existing Asphalt	428	LF	No Bid	-	\$4.00	\$1,712.00	\$1.80	\$770.40	\$3.50	\$1,498.00
8	Painted White Stripes	342	LF	No Bid	-	\$5.00	\$1,710.00	\$1.85	\$632.70	\$0.70	\$239.40
<b>Base Bid Total</b>					<b>\$0.00</b>		<b>\$24,321.00</b>		<b>\$23,547.18</b>		<b>\$16,028.80</b>

5-40




**1 ASPHALT PAVEMENT**

2" THICK HOT MIX ASPHALTIC CONCRETE TYPE "D" MEETING THE REQUIREMENTS OF 1995 TxDOT SPECIFICATION ITEM 340 AND SPECIFIC CRITERIA FOR JOB MIXING.  
HYEEM STABILITY SHALL BE AT LEAST 40.

COMPACTION STABILITY SHALL BE BETWEEN 91 AND 95 PERCENT OF MAXIMUM THEORETICAL DENSITY.

ASPHALTIC CEMENT CONTENT SHALL BE WITHIN TOLERANCE OF  $\pm 3$  PERCENT OF SPECIFIC MIX DESIGN.

75 TO 85 PERCENT OF THE VOIDS OF THE MINERAL AGGREGATE SHALL BE FILLED WITH ASPHALTIC CEMENT.



8-8-2017

*Signature*

<b>GULF BLVD PUBLIC PARKING AT MARISOL</b>		
<b>PLAN VIEW AND DETAILS</b>		
<b>PUBLIC WORKS</b>		
4801 PADRE BLVD. SOUTH PADRE ISLAND TEXAS 78597 (956) 761-8188 FAX (956) 761-3898		
SCALE: AS SHOWN	REVISIONS:	SHEET
DRAWN BY: CAS		1
DATE: 08/08/17		
FILE: MARISOL.DWG		OF 1

11-5

**CITY OF SOUTH PADRE ISLAND  
CITY COUNCIL MEETING  
AGENDA REQUEST FORM**

**MEETING DATE:** July 18, 2018

**NAME & TITLE:** Brandon Hill, Shoreline Director

**DEPARTMENT:** Shoreline Department

**ITEM**

Approve action to reject proposals received for access matting acquisition in effort to ensure proposals more closely match the City's need.

**ITEM BACKGROUND**

In an effort to provide better access to the City's beaches City staff recommends that the City Council reject both bids received and allow the Request for Proposal (RFP) process to begin again. This will also allow for staff to clarify in the RFP the sort of access matting products that the City is looking for. In the first round one proposal had a decking product rather than the requested matting product making it unsuitable for City purposes. City staff will increase the specificity of the wording in the requests for proposals and hope to come back before Council with proposals that more closely fit the City's need.

**BUDGET/FINANCIAL SUMMARY**

**COMPREHENSIVE PLAN GOAL**

Chapter III. Parks and Resources

GOAL 1: The City shall ensure protection and conservation of natural resources, such as beaches, dunes, wetlands, Laguna Madre waterfront and native flora and fauna, allowing for their sustainable use and enjoyment by future generations.

Objective 1.1 Beach and dunes shall be protected from both natural and artificial erosion.

**LEGAL REVIEW**

Sent to Legal:                      YES: \_\_\_\_\_                      NO:   X    
Approved by Legal:              YES: \_\_\_\_\_                      NO:   X  

**RECOMMENDATIONS/COMMENTS**

City staff recommends that the City Council reject the received bids and allow the procurement process to begin again.

5-42

**CITY OF SOUTH PADRE ISLAND  
CITY COUNCIL MEETING  
AGENDA REQUEST FORM**

**MEETING DATE:** July 18, 2018  
**NAME & TITLE:** Brandon Hill, Shoreline Director  
**DEPARTMENT:** Shoreline Department

**ITEM**

Discussion and action on restroom facility solutions, taking into consideration the restroom-focused subcommittee’s recommendation.

**ITEM BACKGROUND**

The Shoreline Task Force voted on April 23, 2018 to create a subcommittee tasked with suggesting solutions to the need for restroom facilities to service beach goers. This subcommittee met twice and made suggestions for the consideration of the Shoreline Task Force. The Shoreline Task Force voted to recommend that City Council approve of the subcommittee’s plan of action.

The recommended plan consists of locating 1-2 portable restrooms on the beach at three locations: Good Hope, Aquarius, and Beach Circles. These beach-side portable restrooms would be placed seasonally and the Shoreline Task Force recommended them being used throughout summer (Memorial Day – Labor day), Spring Break and Semana Santa/Easter (in addition to the portable restrooms traditionally made available during this time).

The recommendation was also to support the building of a brick and mortar restroom at White Cap Circle, which has been identified as one of our Coastal Management Program (CMP) Cycle 24 access improvement projects. The construction of this restroom would take place contingent upon the CMP cycle 24 grant award.

If approved, City staff will move forward with creating an engineered, GLO-approved portable restroom beach placement plan. This will be brought before the Shoreline Task Force and City Council for final approval.

**BUDGET/FINANCIAL SUMMARY**

Summary of plan:  
6 Units for 99 days between Memorial and Labor day, 16 days of Spring Break and 8 days of Easter/Semana Santa.

Approximately	
Unit Cost	\$67.50
Cleaning cost	\$20.00 per day
Delivery	\$25.00 per unit
Pickup	\$25.00 per unit
Annual Total	\$14,760.00

**COMPREHENSIVE PLAN GOAL**

Chapter III. Parks and Resources

GOAL 1: The City shall ensure protection and conservation of natural resources, such as beaches, dunes, wetlands, Laguna Madre waterfront and native flora and fauna, allowing for their sustainable use and enjoyment by future generations.

**LEGAL REVIEW**

Sent to Legal: YES: \_\_\_\_\_ NO:   X    
 Approved by Legal: YES: \_\_\_\_\_ NO:   X  

**RECOMMENDATIONS/COMMENTS**

The Shoreline Task Force recommends approval of this plan of action.

6-2

# TOILET TASK FORCE FINDINGS

---

6/11/2018

6-3



# RESTROOM FACILITY SOLUTIONS

- City Council
  - Shoreline Task Force
    - Toilet Task Force

# RESTROOM OPTIONS



u-5

# DEVELOPMENT AND POTTY POTENTIAL

Access #	Access name	Parking Space increase potential	Existing Parking Spaces	Potty Potential
3	Gulf	0	21	Existing (Parking Lot)
5	Sea Island	22	9	Parking Lot
8	White Cap	32	0	Parking Lot
9	Blue Water	8	25	Parking Lot
10	Riviera	31	0	Parking Lot
11	Treasure Island	20	8	Existing (Parking Lot)
12	Daydream	23	0	Parking Lot
14	Bougainvillea	7	11	Parking Lot
18	Aquarius	9	10	Parking Lot/walkover cutback
21	Good Hope	0	11	Walkover Cutback
23	Sapphire	12	0	Parking Lot

9-9

# DECISION

- Seasonal on-beach port-o-potties
  - Summer
  - Memorial Day- the end of summer
  - Spring Break
  - Semena Santa/Easter
- Three locations
  - Good Hope Circle
  - Aquarius Circle
  - Beach Circle
- 1 Proposed brick-mortar restroom
  - White Cap Circle

6-9


## ON-BEACH PORT-O-POTTIES

- Toilet Taskforce suggested “site prep” to create flat vegetation free areas at accesses with appropriate footprints
- A proposed work plan and mitigation plan will need to be submitted to the GLO for these placements

**Good Hope**

Beach Port-o-potty Placement

**Legend**

 Good Hope



Google Earth

© 2019 Google


40 ft

6-9

**Aquarius**

Beach Port-o-potty Placement

**Legend**

 Aquarius Circle



Google Earth


©2016 Google

01-9

**Beach Circle**

Beach Port-o-potty Placement

**Legend**

 Beach Circle



Google Earth

©2018 Google

100 ft

11-9



## **BRICK AND MORTAR RESTROOM**

- The Toilet Taskforce proposed a restroom be added with any potential parking lot or beach access improvements
- CMP Cycle 24 is one such opportunity

**White Cap Circle**

Development Plan

**Legend**  
[Green Circle] White Cap Circle



Google Earth

© 2018 Google

6-13

# White Cap Circle

Development Plan

**Legend**  
White Cap Circle



Google Earth

© 2016 Google

ht-9

# White Cap Circle

Development Plan

## Legend

White Cap Circle



Google Earth

© 2016 Google

100 ft

6-15

**White Cap Circle**

Development Plan

**Legend**

White Cap Circle



Google Earth

© 2018 Google

91-9

White Cap Circle

Development Plan

Legend

White Cap Circle

To be discussed further in CMP presentation

Google Earth

© 2018 Google

100 ft

61-9

**Beach Access**

Restroom Facilities

**Legend**

- Circle
- Existing Restroom
- Proposed Port-o-Potty
- Proposed Restroom

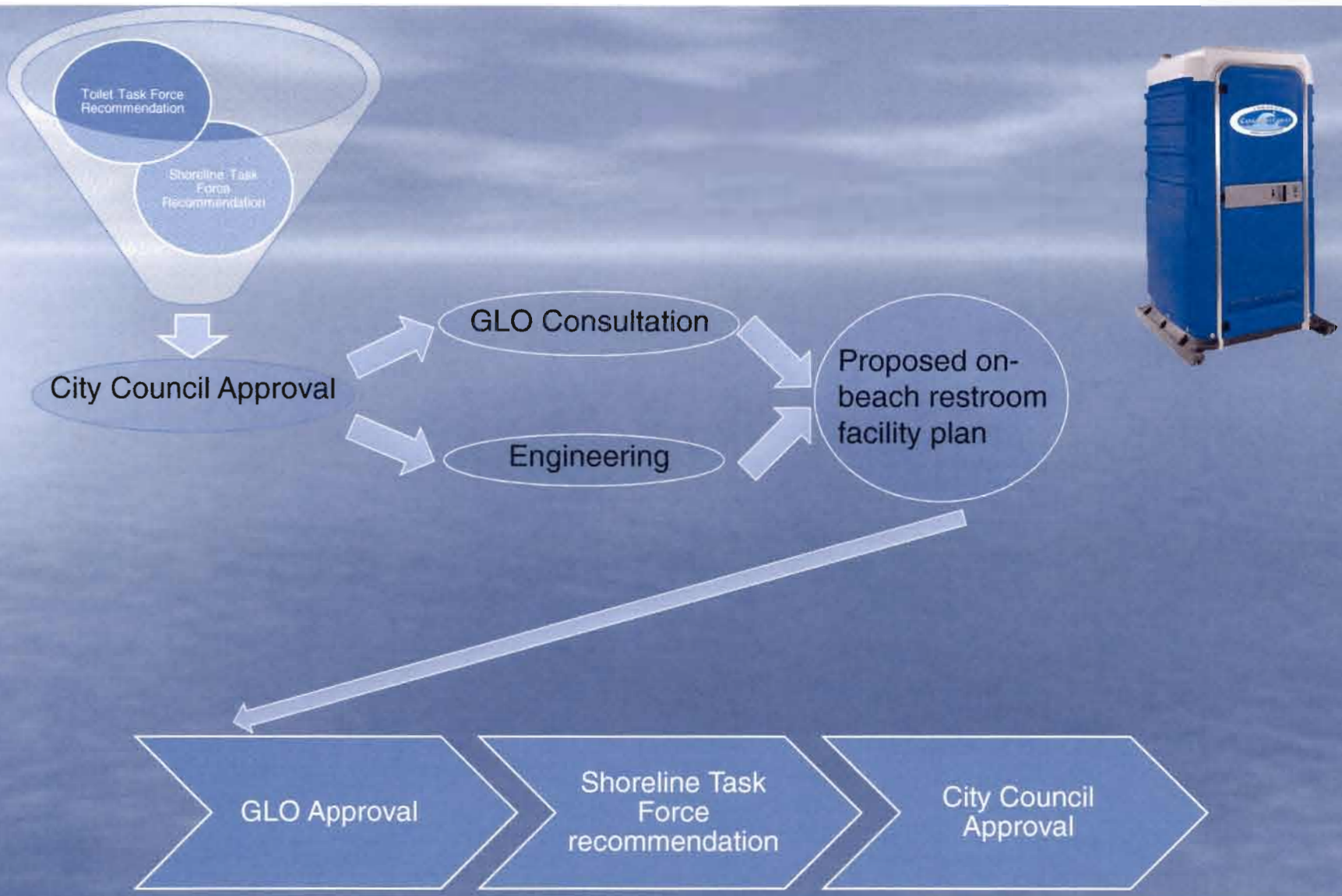


Google Earth

image © 2016 TerraMetrics  
© 2018 Google

4000 ft


81-a




6-19




ae-9



1E-9





6-22



6-23

**CITY OF SOUTH PADRE ISLAND  
CITY COUNCIL MEETING  
AGENDA REQUEST FORM**

**MEETING DATE:** July 18, 2018

**NAME & TITLE:** Rodrigo Gimenez, Chief Financial Officer

**DEPARTMENT:** Finance

**ITEM**

Discussion and action on first reading to adopt Ordinance 18-18 amending the City's fiscal year 2017-18 operating budget to incorporate prior budget amendments and budget modifications from May 1, 2018 thru June 30, 2018.

**ITEM BACKGROUND**

The City of South Padre Island Home Rule Charter (section 5.07 (a)) establishes that supplemental appropriations should be approved by resolution/ordinance.

The document attached summarizes the budget amendments already approved by City Council during the months of May and June, which must be formally adopted through an ordinance.

**BUDGET/FINANCIAL SUMMARY**

Adoption of budget amendments approved in the months of May & June.

**COMPREHENSIVE PLAN GOAL**

**LEGAL REVIEW**

Sent to Legal: YES: \_\_\_\_\_ NO:  X   
Approved by Legal: YES: \_\_\_\_\_ NO:  X

Comments:

**RECOMMENDATIONS/COMMENTS**

Staff recommends approval of ordinance amending the 2017-18 budget.

7-1

**May & June 2018**

Description	Expenditures						
	01 General Fund	02 Hotel Motel Fund	41 Padre Blvd Imp Fund	43 Street Imp 60 Beach Fund Maintenance	80 Economic Development Fund	81 Beach Nourishment Fund	
BA #							
EHS Health Insp Software	1678 \$ 3,000.00						
TIFMAS TFS Fire Training	1679 \$ 1,425.00						
Padre Blvd Sidewalk	1680		\$ 29,000.00				
Recycling Trailers EHS	1681 \$ 30,000.00						
Sand Castle Damage Proceeds	1682	\$ 24,750.00					
FD Arson Dog Funding	1683 \$ 3,096.30						
BUDM Agreement	1684						\$ 135,000.00
Marisol Dr Parking	1688		\$ 20,000.00				
Defibrillator and Monitor	1689				\$ 28,031.00		
Artificial Reef	1690	\$ 50,000.00					
Ambulance	1691 \$ 69,500.00			\$ 69,500.00			
CO #1 Street Reconstruction	1692		\$ 141,256.30				
Expanding Airlift Mark	1697	\$ 50,000.00					
Cruise and Port Advisor	1698					\$ 100,000.00	
Master Drainage Plan	1702		\$ 141,300.00				
Street Improvements	1969		\$ 29,325.00				
<b>TOTALS</b>	<b>\$ 107,021.30</b>	<b>\$ 124,750.00</b>	<b>\$ 360,881.30</b>	<b>\$ 69,500.00</b>	<b>\$ 28,031.00</b>	<b>\$ 100,000.00</b>	<b>\$ 135,000.00</b>

Description	Revenues						
	01 General Fund	02 Hotel Motel Fund	41 Padre Blvd Imp Fund	43 Street Imp 60 Beach Fund Maintenance	80 Economic Development Fund	81 Beach Nourishment Fund	
BA #							
EHS Health Insp Software	1678 \$ 3,000.00						
TIFMAS TFS Fire Training	1679 \$ 1,425.00						
Recycling Trailers EHS	1681 \$ 30,000.00						
Sand Castle Damage Proceeds	1682	\$ 24,750.00					
FD Arson Dog Funding	1683 \$ 3,096.30						
Ambulance	1691 \$ 69,500.00						
<b>TOTALS</b>	<b>\$ 107,021.30</b>	<b>\$ 24,750.00</b>	<b>\$ -</b>	<b>\$ -</b>	<b>\$ -</b>	<b>\$ -</b>	<b>\$ -</b>

2-6

**ORDINANCE NO. 18-18**

**AN ORDINANCE OF THE CITY COUNCIL OF THE CITY OF SOUTH PADRE ISLAND, TEXAS; AMENDING THE CITY'S FISCAL YEAR 2017 - 2018 OPERATING BUDGET TO INCORPORATE PRIOR BUDGET AMENDMENTS AND BUDGET MODIFICATIONS FOR THE MONTHS OF MAY AND JUNE 2018.**

WHEREAS, pursuant to Ordinance 17-11, the City of South Padre Island (the "City") adopted the budget for the City for the fiscal year 2017 - 2018 (the "Budget"), which provides funding for the City's operations throughout said fiscal year; and

WHEREAS, the City needs to adjust the Budget for municipal purposes; and

WHEREAS, City staff has recommended that the City Council of the City adjust the Budget as provided for herein; and

WHEREAS, the City Council of the City has determined that it is in the best interests of the City to adjust the Budget as provided for herein.

NOW, THEREFORE, BE IT ORDAINED BY THE CITY COUNCIL OF THE CITY OF SOUTH PADRE ISLAND, TEXAS:

Section 1. The City's Budget is hereby adjusted as follows:

- Increase General Fund revenues by \$107,021.30
- Increase General Fund expenditures by \$107,021.30
- Increase Hotel Motel Fund revenues by \$24,750.00
- Increase Hotel Motel Fund expenditures by \$124,750.00
- Increase Padre Blvd Improvement Fund expenditures by \$360,881.30
- Increase Street Improvement Fund expenditures by \$69,500
- Increase Beach Maintenance Fund expenditures by \$28,031.00
- Increase Beach Nourishment Fund expenditures by \$135,000
- Increase EDC Fund expenditures by \$100,000.00

Section 2. This Ordinance repeals all portions of any prior ordinances or parts of ordinances of the Code of Ordinances in conflict herewith and shall not be codified.

Section 3. If for any reason any section, paragraph, subdivision, clause, phrase, word or provision of this Ordinance shall be held invalid or unconstitutional by final judgment of a court of competent jurisdiction, it shall not affect any other section, paragraph, subdivision, clause, phrase, word or provision of this Ordinance for it is the definite intent of this City Council that every section, paragraph, subdivision, clause, phrase, word or provision hereof be given full force and effect for its purpose.

Section 4. This Ordinance shall become effective immediately.

PASSED, APPROVED AND ADOPTED on First Reading, this 18th day of July 2018.

PASSED, APPROVED AND ADOPTED on Second Reading, this \_\_day of \_\_\_\_ 2018.

**ATTEST:**

**CITY OF SOUTH PADRE  
ISLAND, TEXAS**

\_\_\_\_\_  
Susan Hill, City Secretary

\_\_\_\_\_  
Dennis Stahl, Mayor



**CITY OF SOUTH PADRE ISLAND  
CITY COUNCIL MEETING  
AGENDA REQUEST FORM**

**MEETING DATE:** June 20, 2018

**NAME & TITLE:** David Travis, Building Official

**DEPARTMENT:** Building Inspections Division, Public Works Department

**ITEM**

Discussion and action to approve first reading of Ordinance No. 18-19 amending Chapter 4, Article 1, Sections 4-2.2; 4-6 Master Flood Hazard Prevention Ordinance Adopted; 4-8 Elevators; 4-10 Fire Limits Established; 4-12 Adoption of Building Code for Windstorm Resistant Construction; 4-13 Most Stringent Requirement Adopted; 4-16 Fees; Amendment of Standard Building Code, Article II, Sections 4-23 Type VI Wood Frame or Combustible Construction Prohibited for Public Buildings; 4-24 Type VI Wood Frame or Combustible Construction Prohibited for Certain Living Units; 4-27 Standards for Construction, Subsections (B), (C), (H), (P), (Q), (S), and (W); 4-29 Townhouses; and Article III, Section 4-30 Electrical Standards, of the Code of Ordinance.

**ITEM BACKGROUND**

Chapter 4 of the Code of Ordinance contains ordinances that refer to the outdated Standard Building Code Congress International, and restricts staff from allowing the use of modern materials and design that provide equal or better characteristics, qualities and protective measures.

The proposed changes to Chapter 4 of the Code of Ordinance have been reviewed by staff and were presented at the Mayor’s Developers Roundtable Meetings on February 13, 2018, with a final proposal presented on May 22, 2018.

The members of the Roundtable discussed the original amendments during the February 13, 2018 meeting. A great amount of attention was given to Section 4-27(P) regarding the fire separation between a garage and the living space, and 4-30(A) regarding the use of aluminum conductors. The members were asked to review Chapter 4 in its entirety and report to staff other ordinances that restrict development on South Padre Island.

On May 22, 2018, the final amendments to Chapter 4 of the Code of Ordinance were presented to the members of the Roundtable. The responses that were given were taken into consideration with the final draft being presented here.

The amended ordinances of Chapter 4 shall read as follows:

**Sec. 4-2 Same—Payment of fees required.**

**Sec. 4-2.2**

If any person or entity which commences construction or erection of any type of structure or manufacture of any kind **or does any work requiring a permit** before first obtaining ~~a building~~ **the proper** permit and shall subsequently apply for ~~a building said~~ permit and ~~a building said~~ permit is thereafter issued, the applicant shall pay twice the normal permit fee or the sum of Two Hundred Dollars (\$200.00), whichever is greater.

**Sec.4-6 Master Flood Hazard Prevention Ordinance adopted.**

The City adopts the Master Flood Hazard Prevention Ordinance as promulgated by the ~~Federal Emergency Management Agency~~ **City**.

**Sec.4-8 Elevators.**

The ~~Standard~~ **Adopted** Building Code ~~Article 506.7(b)~~ is supplemented by the requirement that all elevators in buildings over six (6) stories shall be connected to the on-site standby power plant.

**Sec.4-10 Fire limits established.**

The City maintains fire limits (fire zones) as set forth on a map on file in the City offices bearing the signature of the responsible City Official of the City, which map is known as the Fire Zone Map of the City of South Padre Island. ~~Table 600 of the Standard Building Code is modified to the extent that the column called "unprotected" is hereby deleted from the Type IV, V, and VI construction, except Type VI V (Wood Frame) construction is allowed for one and two family structures in the fire district if said structure maintains all required residential setbacks (District A) and said structure has non-combustible exterior coverings (brick, stucco-concrete, etc.)~~

**Sec.4-12 Adoption of Building Code for windstorm resistant construction.**

The City adopts the provisions ~~of the Building Code~~ for Windstorm Resistant Construction ~~promulgated~~ **approved** by the Texas Windstorm Insurance Association, a true and correct copy of same being on file with the Building Inspector and all construction within the City shall be in strict compliance therewith and with all other codes and ordinances of the City.

**Sec.4-13 Most stringent requirement adopted.**

In the event any other code or ordinance of the City should impose a more stringent restriction or requirement than that provided by the ~~building code~~ **adopted codes** for windstorm resistant construction, then the more stringent requirement shall be complied with.

**Sec.4-16 Fees: amendment of Standard Building Code.**

Section 107.4 of the adopted Standard Building Code is amended so that it shall read as follows:

**~~Section 107.4 SCHEDULE OF PERMIT FEES~~**

~~On all buildings, structures, alterations, or other matters requiring a permit that augments a project, a fee shall be paid as required at the time of filing application, in accordance with the following schedule:~~

8-2

**On buildings, structures, electrical, gas, mechanical, and plumbing systems or alterations requiring a permit, a fee for each permit shall be paid as required, in accordance with the schedule as established by the applicable governing authority.**

**(A) Permit Fees**

1. The minimum fee for issuing any permit shall be \$25.00.
2. The fee rate is \$7.00 per \$1,000 valuation.

**(B) Building Permit Valuations:**

~~Permit valuation shall include total cost, such as plumbing, electrical, mechanical and other systems, all or any of which require a separate permit. For the purpose of establishing the valuation of a building, the Building Official may use data published by a recognized authority substantiating current cost of construction and/or the contractor's estimated cost whichever is higher.~~

**(C) Moving of a Building or Structure:**

~~For the moving of any building or structure, the fee shall be \$200.00.~~

**(D) Demolition of Building or Structure:**

~~For the demolition of any building or structure the fee shall be \$100.00.~~

**(E) Reinspection Fee:**

~~In the event the Building Inspector is called upon to inspect an aspect of construction which he has previously inspected and determined insufficient, a reinspection fee shall be assessed the person requesting such reinspection. The amount of such fee shall be determined by the City Manager based upon actual time, overhead, expenses and other factors related to the performance of the reinspection."~~

**Sec.4-23 ~~Type VI~~ Wood frame or combustible construction prohibited for public buildings.**

~~Type VI Wood frame or combustible~~ construction, as the same is defined by the current ~~Standard International~~ Building Code adopted by the City, is hereby prohibited for any new construction or conversion when the building or structure is intended to be used by the general public and any existing structure that is classified as a ~~Type VI wood frame or combustible~~ construction may not be converted for the use by the general public.

**Sec.4-24 ~~Type VI~~ Wood frame or combustible construction prohibited for certain living units.**

Except as provided by Sections **4-10**, 4-25, and 4-26, ~~Type VI~~ "wood frame" or combustible construction, as the same is defined **and described** by the current ~~Standard International~~ Building Code **as** adopted by the City, is hereby prohibited for any structure containing three or more living units or designed to accommodate three or more independent family units to occupy the premises, and conversion of any ~~Type VI wood frame or combustible~~ structure to three or more family living units is prohibited. (Ord. No. 59, 5-17-78)

**Sec.4-27 Standards for construction.**

**(B)** Concrete pilings shall be reinforced concrete with minimum compressive strength of 4,000 P.S.I. twenty-eight day test, five sack mix and minimum four #6 Grade 60 Deformed steel bars throughout full length of piling and extending eighteen inches into the beam. There shall be a continuous tie with concrete pilings to at least the base flood level, or first floor living level. This

continuation shall be with concrete columns or concrete block with four #6 rebar and concrete. **Engineered alternate designs may be approved by the Building Official.**

(C) Wood pilings shall be minimum 12" butt diameter minimum 8" top timber pilings. Piling shall be creosoted ~~of C.C.A. treated to resist deterioration, and shall be in accordance with American Wood Preservers Association Standard C-3.~~ **or preservative-treated in compliance with Section 2303.1.9, Preservative-treated wood, of the 2015 International Building Code.**

(H) Sills on concrete to be ~~womanized~~ **wolmanized or preservative treated** lumber and anchored with 5/8" galvanized bolts with washers and nuts embedded in concrete minimum 8" at all corners with 4 foot intermediate spacing. Roof plates to be anchored with 5/8" galvanized bolts with washers and nuts embedded in concrete beam or U-block 8" at two foot intervals. [Note: three (3) story structures have greater requirements per windstorm code]

(P) Enclosed garage area under dwellings shall have a minimum of 5/8" Type "X" fire code ~~gypsum installed~~ **1 hour fire resistance rating between the habitable space and the garage** on all areas ~~or be of masonry construction,~~ **openings shall be protected by assemblies that are self-closing and of noncombustible construction or solid core not less than 1.75 inches (45 mm) in thickness,** and an approved smoke detector installed.

(Q) ~~Porches, balconies or raised floor surfaces located more than 30 inches above the floor or grade below shall have guardrails not less than thirty six (36) inches in height. Guardrails shall have intermediate rails or ornamental closures which will not allow passage of an object six (6) inches or more in diameter, and a toe rail located not more than two (2) inches above deck.~~ Reserved for future expansion.

(S) ~~No dwelling of Type VI construction as defined by the Standard Building Code shall be constructed in the fire district as defined by the Zoning Map of South Padre Island.~~ Reserved for future expansion.

(W) No structure may use metal, corrugated siding, or use materials that have the appearance of metal or corrugated siding, for the exterior finish of any structure without the express approval of the ~~Development Plan Review Board~~ **Development Standards Review Task Force** or the City Council (Corrugated defined as: shaped sheet metal or other material into straight, parallel, regular, and equally curved ridges and hollows). The only exceptions to this requirement are the following:

- (1) Metal roofs,
- (2) Garage doors,
- (3) Accessory storage structures less than one hundred (100) square feet in area or with dimensions less than ten (10') ft. by ten (10') ft., whichever is more restrictive, and
- (4) Vinyl siding made to look like wood.

#### **Sec.4-29 Townhouses.**

Each townhouse shall be considered a separate building and shall be separated from adjoining townhouses by the use of separate exterior walls meeting the requirements for zero clearance from property lines as required by the type of construction and fire protection requirements or

8-4

when not more than three stories in height, may be separated by a single wall meeting the requirements of the current version of ~~Standard Building~~ **International Residential Code** that has been adopted by the City.

**Sec.4-30 Electrical Standards.**

**(A)** All electrical conductors, other than those supplied, installed, and maintained by the power supplier shall be copper. Copper bearing or copper-clad will not be acceptable. **Aluminum conductors may be used for feeders 1/0 or greater in conditioned spaces or as approved by the Standard Code.**

**BUDGET/FINANCIAL SUMMARY**

No budgetary impact is expected.

**COMPREHENSIVE PLAN GOAL**

N/A

**LEGAL REVIEW**

Sent to Legal: YES:  X  NO: \_\_\_\_\_  
Approved by Legal: YES:  X  NO: \_\_\_\_\_

**RECOMMENDATIONS/COMMENTS**

Staff recommends approval.

**ORDINANCE NO. 18-19**

**AN ORDINANCE OF THE CITY OF SOUTH PADRE ISLAND, TEXAS, AMENDING CHAPTER 4, ARTICLE I, SECTIONS 4-2.2; 4-6 MASTER FLOOD HAZARD PREVENTION ORDINANCE ADOPTED; 4-8 ELEVATORS; 4-10 FIRE LIMITS ESTABLISHED; 4-12 ADOPTION OF BUILDING CODE FOR WINDSTORM RESISTANT CONSTRUCTION; 4-13 MOST STRINGENT REQUIREMENT ADOPTED; 4-16 FEES; AMENDMENT OF STANDARD BUILDING CODE, ARTICLE II, SECTIONS 4-23 TYPE VI WOOD FRAME OR COMBUSTIBLE CONSTRUCTION PROHIBITED FOR PUBLIC BUILDINGS; 4-24 TYPE VI WOOD FRAME OR COMBUSTIBLE CONSTRUCTION PROHIBITED FOR CERTAIN LIVING UNITS; 4-27 STANDARDS FOR CONSTRUCTION, SUBSECTIONS (B), (C), (H), (P), (Q), (S), and (W); 4-29 TOWNHOUSES; AND ARTICLE III, SECTION 4-30 ELECTRICAL STANDARDS; PROVIDING FOR SEVERABILITY; PROVIDING FOR REPEAL OF CONFLICTING ORDINANCES; PROVIDING FOR A PENALTY OF UP TO FIVE HUNDRED DOLLARS (\$500.00) FOR EACH VIOLATION; PROVIDING FOR THE EFFECTIVE DATE; AND AUTHORIZING PUBLICATION IN CAPTION FORM.**

**WHEREAS**, the City of South Padre Island has heretofore adopted Chapter 4, Buildings and Construction, of the Code of Ordinances;

**WHEREAS**, the City Council of South Padre Island found that it is in the public interest to provide up to date standards for general, structural and electrical construction; and

**WHEREAS**, It is intent of the City Council of South Padre Island to provide measures to protect public health, safety and welfare;

**NOW, THEREFORE, BE IT ORDAINED BY THE CITY COUNCIL OF THE CITY OF SOUTH PADRE ISLAND, TEXAS:**

**Section 1.** Chapter 4, Buildings and Construction, Article 1, General, Sections 4-2 Same – Payment of fees required, Subsection 4-2.2, 4-6 Master Flood Hazard Prevention Ordinance adopted, 4-8 Elevators, 4-10 Fire limits established, 4-12 Adoption of Building Code for windstorm resistant construction, 4-13 Most stringent requirement adopted, 4-16 Fees: amendment of Standard Building Code, Article 2, Structural, Sections 4-23 Type VI construction prohibited for public buildings, 4-24 Type VI construction prohibited for certain living units, 4-27 Standards for construction, Subsections (B), (H), (P), (Q), (S), and (W), 4-29 Townhouses, and Article 3, Electrical, Section 4-30 Electrical Standards Subsection (A), of the City of South Padre Island Code of Ordinances is hereby amended and restated to read as follows:

## **Sec. 4-2 Same – Payment of fees required**

### **Sec. 4-2.2**

If any person or entity which commences construction or erection of any type of structure or manufacture of any kind or does any work requiring a permit before first obtaining the proper permit and shall subsequently apply for said permit and said permit is thereafter issued, the applicant shall pay twice the normal permit fee or the sum of Two Hundred Dollars (\$200.00), whichever is greater.

## **Sec. 4-6 Master Flood Hazard Prevention Ordinance adopted**

The City adopts the Master Flood Hazard Prevention Ordinance as promulgated by the City.

## **Sec. 4-8 Elevators**

The Adopted Building Code is supplemented by the requirement that all elevators in buildings over six (6) stories shall be connected to the on-site standby power plant.

## **Sec. 4-10 Fire limits established**

The City maintains fire limits (fire zones) as set forth on a map on file in the City offices bearing the signature of the responsible City Official of the City, which map is known as the Fire Zone Map of the City of South Padre Island. Type V (Wood Frame) construction is allowed for one and two family structures in the fire district if said structure maintains all required residential setbacks (District A) and said structure has non-combustible exterior coverings (brick, stucco-concrete, etc.)

## **Sec. 4-12 Adoption of Building Code for windstorm resistant construction**

The City adopts the provisions for Windstorm Resistant Construction approved by the Texas Windstorm Insurance Association, a true and correct copy of same being on file with the Building Inspector and all construction within the City shall be in strict compliance therewith and with all other codes and ordinances of the City.

## **Sec. 4-13 Most stringent requirement adopted**

In the event any other code or ordinance of the City should impose a more stringent restriction or requirement than that provided by the adopted codes for windstorm resistant construction, then the more stringent requirement shall be complied with.

## **Sec. 4-16 Fees**

On buildings, structures, electrical, gas, mechanical, and plumbing systems or alterations requiring a permit, a fee for each permit shall be paid as required, in accordance with the schedule as established by the applicable governing authority.

**Sec. 4-23 Wood frame or combustible construction prohibited for public buildings.**

Wood frame or combustible construction, as the same is defined by the current International Building Code adopted by the City, is hereby prohibited for any new construction or conversion when the building or structure is intended to be used by the general public and any existing structure that is classified as a wood frame or combustible construction may not be converted for the use by the general public.

**Sec.4-24 Wood frame or combustible construction prohibited for certain living units.**

Except as provided by Sections 4-10, 4-25, and 4-26, wood frame or combustible construction, as the same is defined and described by the current International Building Code adopted by the City, is hereby prohibited for any structure containing three or more living units or designed to accommodate three or more independent family units to occupy the premises, and conversion of any wood frame or combustible structure to three or more family living units is prohibited.

**Sec.4-27 Standards for construction.**

(B) Concrete pilings shall be reinforced concrete with minimum compressive strength of 4,000 P.S.I. twenty-eight day test, five sack mix and minimum four #6 Grade 60 Deformed steel bars throughout full length of piling and extending eighteen inches into the beam. There shall be a continuous tie with concrete pilings to at least the base flood level, or first floor living level. This continuation shall be with concrete columns or concrete block with four #6 rebar and concrete. Engineered alternate designs may be approved by the Building Official.

(C) Wood pilings shall be minimum 12" butt diameter minimum 8" top timber pilings. Piling shall be creosoted or preservative-treated in compliance with Section 2303.1.9, Preservative-treated wood, of the 2015 International Building Code.

(H) Sills on concrete to be wolmanized or preservative treated lumber and anchored with 5/8" galvanized bolts with washers and nuts embedded in concrete minimum 8" at all corners with 4 foot intermediate spacing. Roof plates to be anchored with 5/8" galvanized bolts with washers and nuts embedded in concrete beam or U-block 8" at two foot intervals. [Note: three (3) story structures have greater requirements per windstorm code]

(P) Enclosed garage area under dwellings shall have a minimum of 1 hour fire resistance rating between the habitable space and the garage, openings shall be protected by assemblies that are self-closing and of noncombustible construction or solid core not less than 1.75 inches (45 mm) in thickness, and an approved smoke detector installed.



(Q) Reserved for future expansion.

(S) Reserved for future expansion.

(W) No structure may use metal, corrugated siding, or use materials that have the appearance of metal or corrugated siding, for the exterior finish of any structure without the express approval of the Development Standards Review Task Force or the City Council (Corrugated defined as: shaped sheet metal or other material into straight, parallel, regular, and equally curved ridges and hollows). The only exceptions to this requirement are the following:

(I) Metal roofs,

(2) Garage doors,

(3) Accessory storage structures less than one hundred (100) square feet in area or with dimensions less than ten (10') ft. by ten (10') ft., whichever is more restrictive, and

(4) Vinyl siding made to look like wood.

#### **Sec.4-29 Townhouses.**

Each townhouse shall be considered a separate building and shall be separated from adjoining townhouses by the use of separate exterior walls meeting the requirements for zero clearance from property lines as required by the type of construction and fire protection requirements or when not more than three stories in height, may be separated by a single wall meeting the requirements of the current version of International Residential Code that has been adopted by the City.

#### **Sec.4-30 Electrical Standards.**

(A) All electrical conductors, other than those supplied, installed, and maintained by the power supplier shall be copper. Copper bearing or copper-clad will not be acceptable. Aluminum conductors may be used for feeders 1/0 or greater in conditioned spaces or as approved by the Standard Code.

**Section 2.** This ordinance repeals all portions of any prior ordinances or parts of ordinances of the Code of Ordinances in conflict herewith.

**Section 3.** Any violation of the above mentioned sub-section of Chapter 4 of the Code of Ordinances of the City of South Padre Island may be punished by a fine not to exceed five hundred dollars (\$500.00) for each offense of for each day such offense shall continue and the penalty provisions of Sections of Section 21-1 of the Code of Ordinances is hereby adopted and incorporated for all purposes.

**Section 4.** If for any reason any section, paragraph, subdivision, clause, phrase, word or provision of this ordinance shall be held invalid or unconstitutional by final judgment of a court of competent jurisdiction, it shall not affect any other section, paragraph, subdivision, clause, phrase, word or provision of this ordinance for it is the definite intent of this City Council that every section, paragraph, subdivision, clause, phrase, word or provision hereof be given full force and effect for its purpose.

**Section 5.** This Ordinance shall become effective when published in caption form.

PASSED, APPROVED AND ADOPTED on First Reading, the 18th day of July 2018.

PASSED, APPROVED AND ADOPTED on Second Reading, the \_\_\_\_ day of \_\_\_\_ 2018.

ATTEST:

CITY OF SOUTH PADRE ISLAND,  
TEXAS

\_\_\_\_\_  
Susan Hill, City Secretary

\_\_\_\_\_  
Dennis Stahl, Mayor

**CITY COUNCIL MEETING  
AGENDA REQUEST FORM  
PUBLIC HEARING**

**MEETING DATE:** July 18, 2018

***PUBLIC HEARING:***

**ITEM DESCRIPTION**

Conduct Public Hearing to discuss *the 2018 Parks and Recreation Master Plan.*

**RECOMMENDATIONS/COMMENTS**

1. The Mayor opens the Public Hearing by reading the caption from the City Council's agenda.
2. The Mayor asks if anyone is present to speak in favor of.
3. Once everyone in favor has spoken, the Mayor asks if anyone is present to speak in opposition to.
4. Once everyone in opposition has had an opportunity to speak, the Mayor will then close the Public Hearing.

Please keep in mind that the City Council will normally have discussion and action during the next item on the agenda. The Public Hearing is for the purpose of receiving comments from the public. It is not necessary for the Council Members to respond to the public at this time. If a member of the public raises a question, the members of the City Council should make note of it to address during the next discussion and action item after the Public Hearing has been closed.

**CITY OF SOUTH PADRE ISLAND  
CITY COUNCIL MEETING  
AGENDA REQUEST FORM**

**MEETING DATE:** July 18, 2018

**NAME & TITLE:** Clifford Cross, Planning Director

**DEPARTMENT:** Planning

**ITEM**

Discussion and action to approve Resolution No. 2018-17 to adopt the 2018 Parks and Recreation Master Plan.

**ITEM BACKGROUND**

The Parks and Keep SPI Beautiful Committee have completed the 2018 Parks and Recreation Master Plan for approval by City Council. As a result, staff is requesting an authorizing resolution seeking formal City Council approval of the 2018 Parks and Recreation Master Plan, which will be utilized as a guiding document for future actions associated with the Island's park system, including grants. This plan will also be incorporated into the City's comprehensive plan.

**BUDGET/FINANCIAL SUMMARY**

Not Applicable

**COMPREHENSIVE PLAN GOAL**

To enhance recreational opportunities associated with the park system contributing to an overall improved quality of life for both visitors and residents.

**LEGAL REVIEW**

Sent to Legal: YES: \_\_\_\_\_ NO:   X    
Approved by Legal: YES: \_\_\_\_\_ NO:   X  

**RECOMMENDATIONS/COMMENTS**

Recommend approval.



**RESOLUTION NO. 2018-17**

**RESOLUTION OF THE CITY COUNCIL OF THE CITY OF SOUTH PADRE ISLAND, TEXAS,**

**WHEREAS**, the City Council initiated a master planning process for Parks and Open Space to improve the overall quality of life in the City of South Padre Island, Texas; and

**WHEREAS**, the City's Comprehensive Plan lays out goals and objectives to enhance recreational opportunities by providing trails, parks, plazas and other recreational facilities and programs; and

**WHEREAS**, the City has incorporated and utilized the public hearing process in accordance to the provisions of the Texas Open Meetings Act to seek additional input prior to the adoption of the proposed Parks and Recreation Master Plan; and

**WHEREAS**, the Parks and Keep SPI Beautiful Committee prepared a Parks and Recreation Master Plan to meet the City's current and future needs; and

**WHEREAS**, the City Council supports the work completed in the plan,

**NOW, THEREFORE BE IT RESOLVED** by the City Council of the City of South Padre Island, Texas:

**Section 1. The City Council adopts the City of South Padre Island Parks and Recreation Master Plan.**

**Section 2. The Master Plan shall guide plans, projects and design decisions related to the parks and open space developments.**

**PASSED, APPROVED AND ADOPTED** on this the 18<sup>th</sup> day of July, 2018

**CITY OF SOUTH PADRE ISLAND, TEXAS**

\_\_\_\_\_  
Dennis Stahl, Mayor

**ATTEST:**

\_\_\_\_\_  
Susan M. Hill, City Secretary


10-2



# City of South Padre Island Parks and Recreation Master Plan

Year 2018

This is a systematic approach to Parks and Recreation Master Plan to provide quality services and accommodate growth for our future for all residents, business owners, and their future generations.



For all residents, visitors, business owners, and their future generations...

**CITY COUNCIL**

Dennis Stahl, Mayor  
Alita Bagley, Council Member  
Ken Medders, Council Member  
Teresa Metty, Council Member  
Paul Munarriz, Council Member  
Ron Pitcock, Council Member  
Susan Guthrie, City Manager

**PARKS, RECREATION AND KEEP SPI BEAUTIFUL COMMITTEE**

Debbie Huffman, Chair  
Pat Rasmussen, Vice-Chair  
Carol Bolstad  
Javier Gonzales  
Kat Lilly  
Sally Scaman  
Erica Underwood

## **Acknowledgements**

This work has been supported by the City Council of South Padre Island. A special thanks to those interested citizens who participated in the public meetings held throughout this Parks and Recreation master planning process.



# Table of Contents

ACKNOWLEDGEMENTS .....	3
EXECUTIVE SUMMARY .....	5
CHAPTER 1 / ABOUT SPI: .....	6
CLIMATE .....	7
GEOGRAPHY .....	8
POPULATION AND DEMOGRAPHICS .....	11
ECOLOGICAL IMPORTANCE .....	11
TOURISM.....	14
CHAPTER 2 / THE IMPORTANCE OF PARKS AND RECREATION .....	17
THE NEED FOR PARKS AND RECREATION.....	18
PLANNING PROCESS .....	19
TRENDS IN PARK PLANNING .....	19
TRENDS IN RECREATION .....	21
CHAPTER 3 / CONCEPT OF PARKS PLANNING .....	23
FUNCTIONAL CLASSES & GUIDELINES .....	23
MUNICIPAL ROLES .....	30
CHAPTER 4 / PUBLIC INPUT.....	31
CHAPTER 5 / PARK INVENTORY.....	38
PARKS.....	38
BOAT RAMPS AND MARINAS .....	41
PATHWAYS .....	41
OTHER PUBLICLY OWNED OR REGULATED OPEN SPACE.....	42
OTHER RECREATION FACILITIES .....	44
CHAPTER 6 / NEEDS ASSESSMENT .....	51
THE NEED FOR PARK ACREAGE.....	51
TOURISM PLANNING AND DEVELOPMENT.....	52
CHAPTER 7 / RECOMMENDATIONS .....	55
SAFETY.....	55
AESTHETIC STANDARDS.....	55
FUNCTIONAL STANDARDS.....	55
MAINTENANCE STANDARDS .....	56
VISITOR QUALITY STANDARDS (VISITOR INFORMATION).....	56
SUPPLY STANDARDS (EVENT MANAGEMENT) .....	56
CHAPTER 8 / GOALS AND OBJECTIVES .....	58
PRESERVATION, OPEN SPACE , QUALITY OF LIFE .....	58
GOALS .....	61
TABLE 8.1 GOAL METRICS .....	63

## Executive Summary

The City of South Padre Island is a dynamic, progressive and diverse community. We are a tourist destination and are defined by that fact. We work consistently to attract new visitors, activities, events and investment in tourism. The City's park system provides a significant contribution to the community's high quality of life. Residents also have rising expectations for recreational opportunities that require the City to expand and improve its services to our community.

This Parks, Recreation and Keep SPI Beautiful Master Plan provides the City with a roadmap for the continuous improvement of its parks, recreation, facilities and services, while networking those facilities with our tourism assets and focus. Specifically, the plan will:

- Confirm the vision and mission of the Department;
- Review the demographics and trends in the marketplace to determine where programs and facilities are needed based upon the growing community;
- Incorporate community input from City leadership, elected officials, Parks Board members, community focus groups and a community-wide survey;
- Inventory the physical assets and conditions of our parks and facilities;
- Identify City-wide parks and recreation system needs;
- Support tourism and resident satisfaction;
- Provide an orderly plan and framework for growth of the City Park assets through the next five years;
- Establish park standards that promote the high quality park system that currently exists in the City and to ensure that this quality remains as the population of the City grows;
- Be in compliance with the standards set forth by the Texas Parks and Wildlife Department to ensure that the City is eligible for possible funding from the State of Texas.

## CHAPTER 1 / ABOUT SPI:

Padre Island is the largest of the Texas barrier islands and is the world's longest barrier island. The island is located along Texas's southern coast of the Gulf of Mexico and is noted for its white sandy beaches. Meaning *father* in Spanish, it was named after Father Jose Nicolas Balli (c.1770-1829), who owned the island and served as a missionary priest and collector of finances for all the churches in the Rio Grande Valley (RGV). He also founded the first mission in present-day Cameron County.

Padre Island is the second-largest island by area in the contiguous U.S. after Long Island in New York on the Atlantic Coast. It is about 113 miles (182 km) long and 1.8 miles (3 km). The southern end of the island is separated from Brazos Island by the Brazos Santiago Pass.

The City of South Padre Island, commonly known as SPI, is located on its southern end. However, the island as a whole is sparsely populated. The central part of the island is preserved in a natural wild state as Padre Island National Seashore and part of the lower island is protected as part of the Laguna Atascosa National Wildlife Refuge. Since 1964, the island has been divided by the artificial Port Mansfield Channel. The terms "North Padre Island" and "South Padre Island" are often used to refer to the separated portions of the island. Padre Island is included within the jurisdictions of Cameron, Kenedy, Kleberg, Nueces and Willacy counties in Texas.

The City of South Padre Island is located at the southern end of South Padre Island with the City limits extending approximately 6.8 miles from the northern edge of Isla Blanca Park in the south to the northern municipal boundaries located approximately .5 miles north of Edwin King Atwood Park Road. The Queen Isabella Memorial Bridge is the only road access to the mainland; it is 2.5 miles (4.0 km) across the Laguna Madre to the City of Port Isabel. Brownsville is 25 miles (40 km) southwest of South Padre Island.

According to the United States Census Bureau, the City has a total area of 2.3 square miles (6.0 km<sup>2</sup>), of which 2.1 square miles (5.5 km<sup>2</sup>) is land and 0.2 square miles (0.5 km<sup>2</sup>), or 8.44, is water.



## Climate

South Padre Island has a warm, humid, subtropical climate. Despite having average temperatures falling just short of a tropical climate classification, just like the rest of the lower Rio Grande Valley, the City is in a transitional climate zone where it falls into a tropical savanna climate during years with warmer than usual winter months. South Padre Island receives less precipitation and slightly higher summer maximum temperatures and humidity than some areas in south Florida, except Miami. The region experiences relatively high dew point values, around 75 °F (24 °C) in the summertime, resulting in higher relative humidity values from June through September. Rainfall tends to be the highest during the summer and autumn months, usually ranging from 2 to 6 inches of rain each month. September has the highest rainfall, averaging 6.3 inches, followed by October, which averages 4 inches of rain. Due to the Island's proximity to the ocean, temperatures above 100 °F (37.8 °C) are not common.

### South Padre Island, TX Average Temperatures

January	69°
February	71°
March	74°
April	80°
May	84°
June	88°
July	89°
August	90°
September	89°
October	85°
November	79°
December	72°

Source NOAA

## Geography

### Vegetation

South Padre Island supports 75 plant families composed of almost 400 species. The following are the plant habitats to be found on the Island and a few of the species to be found in each habitat. The only state or federally protected plant species, which is known to occur on South Padre Island, is considered a species of concern: Roughseed and Sea-purslane (*Sesuvium trianthemoides*).



### Beach

The Gulf beach has a very gentle slope and is continually affected by factors such as wind, wave conditions, tides, storm surges, and human traffic in most areas. Marine algae, particularly Sargassum, are occasionally brought up onto the beach by ocean currents. Plant debris and seeds are continually washing up. On the landward edge of the beach, a few salt tolerant plants such as glasswort, sea purslane, and seashore dropseed grow.



## **Dunes**

Landward of the beach along most of South Padre Island is a ridge of vegetated coastal sand dunes composed of sand blown from the beach by onshore winds. These dunes are fairly well stabilized by vegetation, except where wind, water, or human activity have destroyed the vegetation exposing dunes and transforming them into actively migrating forms. The vegetation is a dense cover composed primarily of grasses: Bitter Panicum, Sea Oats, Gulf Dune Paspalum, and Dropseed. Some of the forbs present are Beach Morning Glory, Beach Evening Primrose, Railroad Vine, Prairie Senna and Gulf Croton.

## **Grassland Plants - Low Coastal Sands**

Behind the belt of foredunes and occupying a major portion of the interior of the island is a low area of deep sand. The land forms vary from almost level to a series of low ridges and hummocky surfaces. The variety of vegetation is greater here than in any of the other habitats on the Island. The overall aspect of this area is that of a grassland plain. Gulf Dune Paspalum, Seashore Saltgrass, Red Lovegrass, Bushy Bluestem, Sea Oats and Marshhay Cordgrass are commonly found. Interspersed among the grasses are various herbaceous plants. Common forbs are Whitestem Wild Indigo, Partridge Pea, Pennywort, Ground Cherry, Ragweed, Croton, Phlox and a variety of composites.



## **Pond and Marsh Sites**

The grassland plains are intermixed with poorly drained shallow depressions occasionally inundated with fresh water after rains and sometimes saltwater after hurricanes. Consequently, the vegetation consists of plants tolerant of both saltwater and fresh water and is quite variable depending on the length of time the site is covered and by the type of water covering it. Here can be found Marshhay Cordgrass, Gulf Dune Paspalum, Bulrush, Cattails, Sedges, Starrush Whitetop and Pennywort.

### Active Dune Fields

Along the western edge of the Island and in some interior locations are active dune fields continually modified by strong winds. Active dune fields are almost devoid of vegetation. The few plants that can grow in these areas include Beach Croton, Sedge and Sea Oats.

### Wind Tidal Flats

The western margin of the Island is composed of flats occasionally covered by the waters of the Laguna Madre. Variations in water level are not due primarily to tides, but to the winds. The most drastic flooding results from storm surges and heavy rains. Salt tolerant plants become established on thin layers and low hummocks of sand. These salt tolerant plants include Blue-green Algae, Seashore Dropseed, Sea Heliotrope, Sea Purslane, Sea Blight and Glasswort.



### Laguna Madre

This large, shallow body of water separating South Padre Island from the mainland covers approximately 20,000 acres within the National Seashore. Marine grasses are the dominant vegetation: Widgeon Grass, Manatee Grass, Shoal Grass, and Halophila. Many species of marine algae are also found in the waters of the Laguna Madre. Some species provide important forage for the many species of plant-eating ducks that winter here.

Padre Island is bordered on its west side by one to the world's saltiest coastal ecosystems. The Laguna Madre is one of five hypersaline coastal waterways in the world. Its salinity content can range from one and one half to nearly three times that of the nearby Gulf of Mexico. *(source nps.gov)*

### Spoil Banks

The Gulf Intracoastal Waterway outlines a portion of the western boundary of Padre Island National Seashore from markers 85/87 to 195/197. The dredge material from the canal is deposited in disposal areas called spoil banks. Vegetation exists on these, invading slowly and producing an ecological succession if left to natural sequences. Plants found commonly include: Sea Ox-eye Daisy, Ragweed, Camphorweed, Coastal Dropseed, Bluets, Silver Bluestem, Gulf Paspalum, Sea Blight, Beach Morning Glory and Glasswort.

## Population and Demographics

The resident population of South Padre Island in the 2010 Census was 2,816. Due to the large number of visitors, the resident population is only a small percentage of the total number of people who are in the City of South Padre Island at any given time. In the Resort Market Analysis produced by Aaron Economic Consulting in 2014, the annual visitation for South Padre Island was just over 4.3 million visits, which equals an average daily population of approximately 11,780.

There were more men than women on South Padre Island and the median age was 59.7 as compared to 27 for Cameron County. The median income for a household in the City was \$45,417, and the median income for a family was \$53,250. Males had a median income of \$39,250 versus \$30,028 for females. About 10.2% of families and 12.0% of the population were below the poverty line, including 11.1% of those under age 18 and 7.8% of those age 65 or over. Additionally, the City's population has nearly the same percentage of white residents as the U.S. average, at 75%. The second largest group in terms of race is Hispanic at 22.8%. South Padre Island's residents are far above the attainment level of the U.S. population in terms of education. A much greater percentage of City residents over the age of 25 have high school diplomas – 92.4% versus 80.40% of the U.S. They are also far above the U.S. average in attaining bachelor's degrees – with 35.50% of residents doing so as compared to 24.40% of all U.S. residents.

## Ecological Importance

### Birds

The Island is a very important component of the habitat system for migratory and shore birds. More than 380 species of birds have been found on South Padre Island. This is nearly half of all bird species that have been documented in North America! From November through May, visitors can enjoy these lovely creatures in their natural habitat at the National Seashore, SPI Birding and Nature Center and the SPI Convention Centre grounds and boardwalks. While visiting South Padre Island, you may catch a glimpse of the Black Skimmer grazing the water with its bill, a White-tailed Hawk keeping watch on top of a telephone pole, or hear the song of an Eastern Meadowlark happily celebrating spring. South Padre Island is dedicated to the protection of a variety of habitats that are critical to the health of the myriad of bird populations. Some habitats, like wind-tidal flats, are extremely fragile and rare, and provide an abundance of food that migratory and resident birds depend upon. Other bird habitats found on SPI include beach, coastal prairie, dunes, grasslands, wetlands and ponds. Its range of habitats makes South Padre Island an essential stop-over point for migrating and resident birds that are seeking out grounds for rest, food, nesting and breeding. As such, the Island has been designated as a *Globally Important Bird Area* by the American Bird Conservancy and a *Site of International Importance* by the Western Hemisphere Shorebird Reserve Network.



Based on the Texas Colonial Waterbird Survey, bird counts show decreasing numbers of Waterbird species on the spoil islands, but participants in the Waterbird survey provide varied explanations to suggest why the decrease is occurring. Explanations include habitat loss, disappearance of nesting grounds, marine debris, depletion of food sources, windmills impeding flight, and light pollution affecting migratory patterns.

These are critical reasons why continuing education on birds and promoting worldwide bird and bird habitat conservation is so very important. NPS.gov Source



## Butterflies

South Padre Island is located within the Monarch migration route and encourages the proliferation of butterfly friendly plants. The City is taking the opportunity to partner with The SPI Birding and Nature Center to educate the public on the importance of Monarch's to our world. Through the National Wildlife Federation the City of South Padre Island has adopted the Mayor's Monarch Pledge as of October of 2016. Through this pledge Mayors and tribal government chief executives agree to take action to help save the Monarch Butterfly. Through the Mayors' Monarch Pledge, U.S. cities, municipalities, and other communities are committing to create habitat for the Monarch Butterfly and pollinators, and to educate citizens about how they can make a difference at home and in their community. There are four steps to taking and implementing the pledge: Take the pledge, specify your actions, take those actions and report progress annually. South Padre Island has taken this pledge and has developed a Butterfly Park, Monarch Waystation, brochures to educate the public about encouraging butterfly population growth and had their second annual October "Hallowings" event to raise awareness.

In late September, migrating Monarch butterflies come through what is called the "Texas Funnel" on their way south to wintering grounds in the Oyamel Fir Tree forests in the mountains of central Mexico. Their annual migration is truly one of the wonders of nature. Every fall, a Monarch "Super Brood" recognized as a special generation that can live up to six months, makes its way south to wintering grounds that they've never been to before, but are

hard-wired to find. By mid-October the migration has reached the Lower Rio Grande Valley (LRGV). The Texas coastline becomes a Monarch superhighway during the fall migration.

Nectar sources are not all the Monarchs are looking for. The first waves are also looking for their host plants (plants that the caterpillars eat) to lay eggs on. These are specific plants in the Milkweed family (Asclepiadaceae). There are a few native milkweed species in the Lower Rio Grande Valley that serve as hosts to the Monarch. Closer along the coast, the Prairie Milkweed (*Asclepias oenotheroides*), also known as Zizotes Milkweed, is an important host that can be quite common. Female Monarchs are experts at finding their host plants and can lay many eggs on them. This usually results in several hungry caterpillars that can consume entire milkweed plants before pupating and enclosing as adults.

Unfortunately, the natural marvel that is the Monarch migration is under threat. Studies have shown alarming Monarch population declines in recent years. This is mainly due to human-caused habitat loss and overuse of pesticides and herbicides.

*Monarch Migration Superhighway, SPI BNC Naturalist, Javier Gonzalez*



A Monarch “Super Brood” on a host plant during the annual fall migration to the Oyamel Fir Tree forest in the mountains of central Mexico.

### **Sea Turtles**

South Padre Island is also a fairly popular resource for public education regarding sea turtle conservation. Sea Turtle Inc. is based on South Padre Island and their mission is to educate, rehab and conserve the endangered Kemp Ridley Sea Turtle for release back into the wild. Founded in 1977 by Ila Fox Loetscher, better known as “the Turtle Lady of South Padre Island.” In 1999 Sea Turtle, Inc. was moved from Loetscher’s backyard into its current location at 6617 Padre Blvd. In 2018, at a cost of \$6 million, construction to add an educational center, amphitheater, gift shop, new tanks, a vet clinic and intern housing were completed.

10-15



## **Beaches**

South Padre Island has the conveniences and attractions of a modern resort coupled with miles of pristine island terrain which draw millions of visitors to the Island each year. The white, sandy beaches are known throughout the United States as one of America's top 10 beaches. While its many amenities make South Padre Island the premiere vacation spot in the state, the location of the Island also makes it a prime spot to observe wildlife in its natural state. The City recognizes the importance of maintaining what is left of our open space and undeveloped land and at the same time providing active and passive recreational opportunities for not only our residents, but all of the many visitors that come to our Island.

## **Tourism**

The City of South Padre Island, Texas, is one of Texas' premiere tourist destinations with more than four million visitors annually. South Padre Island is one of Cameron County's most important assets and one of the most crucial economic drivers in one of the poorest MSAs in the U.S. South Padre Island is a generator of employment for greater Cameron County and a source of external dollars to the County. The benefits to surrounding communities are in the form of jobs, employee compensation, sales taxes, and property taxes.

## **Winter Texans**

South Padre Island is known as both a resort location and a desirable location for retirees, known as 'Winter Texans.' More than 18% of the City's population is recorded as age 65 or older – a third higher than the U.S. average. For decades, Winter Texans have represented and continue to represent an important demographic for the Rio Grande Valley. This is a significant demographic for the island property rental business during off-peak months. Similar to the 'Snowbirds' who travel from the northeastern U.S. to south Florida during the same time period, these visitors migrate to second homes on South Padre Island during the winter months, nearly doubling the local population. This influx means that nearly twice as many 'residents' are consuming goods and services. The taxes collected on goods and services during this time far exceed those of short term tourists.

However, according to a prior report from the University of Texas Rio Grande Valley's Business and Tourism Research Center, the number of Winter Texans have declined in recent years. The report states that Winter Texans spent \$710 million in 2013 down from \$800 in 2009-2010 a decrease in spending of more than 11 percent. A number of factors have been cited for the decrease in Winter Texans chief amongst them is poor health and border violence.

Starting in September, the combination of fresh air, deep blue sky, fishing, butterfly and bird migration and the emerald-blue ocean makes the Island a must-see destination for visitors. The winter's in SPI are mild and attract seasonal residents who participate in indoor activities and utilize the outdoor recreational opportunities while here. Our Winter Texans arrive in November and are looking for recreational opportunities such as wind surfing, Pickleball, fishing and kayaking. They enjoy our eco-tourism centers such as the SPI Birding and Nature Center, Sea Turtle, Inc. and the Native Plant Center.

### **Spring Break**

Beginning in the mid-1980's, South Padre Island began courting college students to visit during Spring Break. As a result, South Padre Island became the first U.S. location outside of Florida to draw a large number of Spring Breakers. This small town, with an official population of 2,816 (2010 U.S. Census), has consistently drawn between 80,000 and 120,000 (estimated) students a year over the last twenty years.

Market and Tourism Research shows an estimated \$33.9 million is pumped into the local economy every year in March due to Spring Break (CVB Report). Like many U.S. Spring Break locations over the past decade, South Padre Island has opted for a diversification of activities to attract Spring Breakers. Fashion shows, film production, musical acts, and obstacle courses, most of which are sponsored by corporations, are available on or near the beach area.

### **Families and tourism**

Sales and hotel tax data indicates that many more families or groups come to South Padre Island for summer vacations and holidays such as Memorial Day, Fourth of July and Labor Day. These visitors stay longer and spend more money than the college students visiting during Spring Break. The beaches, greenways, outdoor concerts, fireworks and dining are example attractions and amenities that are available to meet the demands of our visitors.

### **Kiteboarders and Windsurfers**

Due to the smooth clear waters of the Laguna Madre and abundance of wind, south Padre Island is a popular destination for wind sports enthusiasts especially kiteboarders and windsurfers. National Geographic listed it as one of the world's greatest kiteboarding spots. Many visitors from Colorado's ski town and throughout the United States join international visitors and locals on the bay and in the waves for a "session on the water." South Padre Island is known as the top place to learn to kite with shallow, safe water and gentle consistent wind. On the gulf side, kites are can challenge themselves in the waves.

10-17

South Padre Island and the surrounding area is a kiteboarding paradise. Kite-able winds blow nearly everyday year round. There is world class riding terrain for beginners and pros alike. Whether you want flat water to dial in your freestyle skills, waves to kitesurf, chop to jump, or huge open beach spaces and shallow water to learn in, it is all here on or near South Padre Island



### **Economy**

The South Padre Island economy will benefit from a stronger U.S. economy, strengthening of the oil and gas sector and the stabilization of the peso and the easing of problems in the construction sector. Mexico's business climate has improved significantly as a result of important structural reforms, including reforms that address environmental problems and foreign investment in the energy sector. Consequently, both domestic and international investments are picking up and manufacturing activity is gradually accelerating, supporting a robust job market, boosting household incomes and consumption growth. Mexico's real GDP grew by 1.1% in 2016, and is projected to grow in excess of 2.1 to 2.6% in both 2018 and 2019.

10-18

## CHAPTER 2 / THE IMPORTANCE OF PARKS AND RECREATION

Parks and recreation has three values that make them essential services to communities:

1. Economic value
2. Health and environmental benefits
3. Social importance

Just as water, sewer, and public safety are considered essential public services, parks are vitally important to establish and maintain the quality of life in a community, ensuring the health of families and youth, and contributing to the economic and environmental well-being of a community and a region.

Parks are a tangible reflection of the quality of life in a community. They provide identity for citizens and are a major factor in the perception of quality of life in a given community. Parks and recreation services are often cited as one of the most important factors in surveys of how livable communities are. Parks provide gathering places for families and social groups, as well as for individuals of all ages regardless of economic status.

According to studies by the National Recreation and Parks Association, parks improve the local tax base and increase property values. It is proven that private property values increase the value of privately-owned land the closer such land is to parks. Quality parks and recreation are cited as one of the top three reasons that business and residents cite in relocation decisions in a number of studies.

Eighty-five percent report that the proximity to parks, playgrounds, and open space or recreation centers is a major factor in their decision on the neighborhood or area where they live. This includes two in three people who say that it is “very important” or “extremely important” in where they choose to live. Park and recreation opportunities are a particularly strong driver when choosing a place to live for millennials, Gen Xers, those who identify as Hispanic or non-white, parents and those earning higher incomes.

Parks and recreation programs and services contribute to the health of children, youth, adults and seniors. According to studies by the Centers for Disease Control and Prevention, creating, improving and promoting places to be physically active can improve individual and community health and result in a 25 percent increase of residents who exercise at least three times per week. A study by Penn State University showed significant correlations to reductions in stress, lowered blood pressure, and perceived physical health to the length of visits to parks. The sedentary lifestyle many Americans live today is directly linked to obesity, which can cause a number of health problems, including certain forms of cancer, diabetes and heart disease. Parks make a neighborhood more enjoyable and healthier. You can walk to a neighborhood park and play sports, walk, enjoy nature and this encourages physical activities.

The *2017 NRPA Americans' Engagement with Parks Survey* further demonstrates the importance of parks and recreation to a community. A park is perfect for a picnic, a concert, or a farmer's market—whatever your community feels it needs. It seems obvious that a place where people are able to make connections, meet new friends and participate in recreational activities is also good for the locals' mental health. After all, physical health and strong relationships are important to maintaining mental well-being. Direct exposure to nature has its own benefits on mental health, reducing stress and increasing happiness.

The majority of Americans see it as “extremely” or “very” important for their parks and recreation departments to devote resources to **conservation**, including protecting open spaces and engaging their communities in conservation practices. Americans place a high value on the protection of the natural environment in their communities. In turn, there is widespread agreement — 95 percent — among survey respondents that their local government should work to protect natural resources, such as fresh air, clean water and unpolluted green spaces, trails and green spaces adjacent to waterways.

This includes a great desire for their local park and recreation agency to offer guided nature walks, environmental education and nature-focused camps or service days, such as litter cleanups. Nearly 88 percent of survey respondents agree that it is important their local park and recreation agency provides these types of programs and scheduled activities to engage community members more closely with nature and the outdoors.

Additionally 87 percent of survey respondents agree that the local government and their park and recreation agency should make the needed investments to ensure their community is more resilient. Some examples include:

- Parks doubling as flood control areas
- In open spaces, selecting vegetation that mitigate pollution from storm water runoff
- Cultivating tree canopies that help lessen heating effects
- Planting drought-resistant plants

Finally, 79 percent of survey respondents support their park and recreation agency devoting efforts to improve social equity, including ensuring access for all people in their communities to the benefits of local parks, regardless of race, age, income or any other characteristic. Using recreation/community facilities to serve as emergency centers during excessive heating/cooling events or during and after a natural disaster are examples of social equity that can be utilized throughout the community.

## **The Need for Parks and Recreation**

The purpose of the Parks and Recreation Master Plan is to provide an assessment of South Padre Island's parks and recreation system. The park planning process allows the citizens of South Padre Island to determine what their park and recreation priorities should be for the next five years.

The term “Parks” refers to the land dedicated to outdoor areas programmed for recreation. Recreation refers to both active and passive recreation activities including ball play, jogging and picnicking, etc. Recreation can be either indoors or outdoors. Keep SPI Beautiful is dedicated to the conservation and preservation of our community. The focus here is on the ecological safety, habitat quality and to make the most of our resources such as land, water and quality of life.

The 2018 Parks and Recreation Master Plan Will:

- Point out opportunities and recommend alternatives for improving our park system;
- Look at the potential growth of the City, assess where additional facilities will be needed as we grow and assess the types of facilities that are needed;
- Guide City staff in acquiring land to meet future park needs;
- Guide City staff and City leaders in determining where and how parks funding should be allocated over the next five years.

Since Parks and Recreation just became an actual department of the City of South Padre Island in September of 2017, this plan will only span five years so that it allows for the growth and changes to come from these added resources. After five years it is recommended to take another look at the overall picture and reevaluate the plan.

## **Planning Process**

The City of South Padre Island desires to provide its citizens with a solid, well thought-out plan that offers quality of life services for all. To satisfy the needs, the following process has been planned with carefully organized opportunities for public participation: 1) the completion of a public survey, 2) adopting facility standards and 3) creating a priority list with staff and community input. Utilization of the aforementioned process has contributed to the completion of this plan and will continue to be a guideline for the City in developing a system that is appropriate for our residents and visitors.

Ongoing review of the current system will be essential to provide an optimized Parks and Recreation system. Assessing the condition of current parks, evaluating the status of their facilities and identifying needed repairs and improvements, allows the City to plan for maintenance and repairs with a given budget year. The prioritization of needed repairs and proposed improvements, resulting from evaluated cost estimates for each item, will allow the City to more fairly determine how available funds are best used.

## **Trends in Park Planning**

The National Recreation and Parks Association (NRPA, 2014) has identified these three key trends for Parks and Recreation:

- Human Capital
- Green Infrastructure
- The Societal Piece



## **Human Capital**

Human capital is the idea that one's knowledge, skills, personal attributes, creativity and more are combined in the ability to perform a job that equates to a measure of economic value. There is a better understanding emerging within the park and recreation industry of what defines the human-capital needs of the field and what those professionals look like now and in the future. We need to know and better define what makes a park and recreation professional; what skills, knowledge and abilities are needed to head up this endeavor in the future.

With general funds becoming ever tighter, consolidations and other influences on the composition of "traditional" park and recreation professionals will require employees to have business acumen and skill sets beyond the traditional expectations for revenue building, fundraising and marketing. A new understanding of the range of human capital needs will be necessary, especially a better understanding of the role of contractual, seasonal and private sector employees. What skill sets, training and professional development will these employees need? What will be the standards for top-notch public service?

Continuous development of communication skills, proficiency with all types of media and deeper marketing and supervisory skills will be critical. Overall, we must ensure that the human-capital needs for parks and recreation are met not only in traditional ways, but also within expanding models. Remaining relevant is always the challenge, but the pressures to anticipate, plan and deliver are considerably greater than they have ever been before.

## **Green Infrastructure**

Green infrastructure is a new approach to the management of land and water that utilizes the processes of natural systems to slow, store and treat stormwater, thereby reducing the costs of traditional hard infrastructure such as channelization, underground stormwater storage tanks, and combined storm and sewer overflows. Key components of green infrastructure are water management and water quality, areas in which parks definitely play a role that will become increasingly important in the future. Significantly, the cost of utilizing parks and conservation lands will be far less expensive than traditional gray infrastructure, and the best green infrastructure projects will bring new funding as well as new recreation opportunities and facilities for public use.

City commitment to take the lead role in green infrastructure solutions will be paramount. Engaging with key players in green infrastructure space, identifying best practices and contributing to research and development of implementation tools around green infrastructure strategies will be vital.

How we respond to this new challenge to re-envision our concepts of what parks do and how we look at the role of parks in providing conservation solutions to communities will profoundly influence the future of what parks look like and what value and benefits they provide for communities. By connecting with the stewards of water and conservation districts, for example, we can continue to create livable communities that are environmentally responsible, climate-resilient and sustainably built. This is clearly in the public interest and provides an exceptional opportunity to demonstrate our role in providing innovative solutions for communities.

10-22

## **The Societal Piece**

Changing demographics have shaped our nation since its founding. For parks and recreation, understanding how communities are changing and responding to those changes is critical to ensuring relevancy. Grasping the concept of one of National Recreation and Parks Association's most intriguing yet least understood pillars, social equity, is key to understanding our role in participating in social innovation, place making and providing health solutions for communities.

This trend suggests that at the local level, departments work to become the "one-stop shop" for the community, and can connect with them in new ways. Identified opportunities such as mobile apps, search engine optimization and search engine marketing would be effective tools to respond to community needs. To be fully engaged, we must develop partnerships with community organizations as well as responsively tailor programs to best serve the cultural and social makeup of the community. Sharing best practices for addressing societal shifts and integrating new technologies to stay connected to the community will be vitally important to park and recreation agencies in the future.

## **The New Narrative/Reframing our Proposition**

Essential ingredient of the societal piece is the new narrative of how parks and recreation must reframe value propositions. The basic value propositions for why parks were created as public "goods" remain, but clearly, parks and recreation must evolve into something more to remain relevant in a dramatically changing society and environment. The concept of park and recreation agencies as a provider of services and programs to the public at large is rapidly changing. More and more, park and recreation agencies are being expected to be innovators for community solutions that involve conservation, health and wellness, and social equity. What must the City do to anticipate this trend and how can the resources that will be necessary to support the new narrative be provided to the field?

## **Trends in recreation**

The recreational offerings of a city play a large role in defining quality of life, as well as a city's identity and image. Especially in a tourist town people choose to vacation in an exciting and action packed community. It is therefore important for the City of South Padre Island to understand regional and national trends related to parks and recreation facilities. Several of the most prevalent trends are:

- We have many leisure activities to choose from. Greatly increased at-home leisure opportunities are available, such as hundreds of TV channels, smart phones, gaming consoles and the internet;
- Safety is a great concern. Parents can no longer allow their children to go to the neighborhood park alone, thus decreasing our parks opportunities for outside play;
- We live in an era of instant gratification. We expect to have high quality recreation. Cities must be willing to provide a broader menu of recreation activities;
- Through the media and internet, we are exposed to the best from around the world. We expect our facilities and activities to be of the highest quality possible;

- Obesity and diabetes are recognized as nationwide problems. Funding to reduce obesity rates by increasing outdoor activities may be more readily available in the future. It may lead to sources of grant funding for parks and recreation programs and facilities;
- Increased demand for passive recreation activities and facilities is growing. Activities such as walking and jogging on trails, picnicking, bird watching, etc. are becoming more popular every day. People look to parks for opportunities for these activities;
- In recreation facilities the trend is to have one large facility to serve all populations – not splitting them up based on age. Indoor walking tracks, workout equipment and sport courts are needed;
- As the City of South Padre Island grows, considerable thought should be put in to making a point of setting aside open space for recreation. Otherwise in the future we will look up and have nowhere to recreate. Preservation of our natural areas to encourage walking and bicycling will enhance property values and conserve what makes the City a beautiful place to visit and live;
- Community events outside in our lovely locale can only enhance our tourism draw. Outside concerts, interactive games, public art displays, historical points of interest can all benefit our community and our recreational opportunities. Creativity in this area is a must.

Developing an excellent park and recreation system demonstrates a local government's commitment to offer a high quality of life for its residents.

## CHAPTER 3 / CONCEPT OF PARKS PLANNING

The National Recreation and Parks Association (NRPA, 1995) guidelines provide parks and open space classifications and also offers recommendations for the location, size and general descriptions for each category. These can serve as useful comparisons with the inventory of facilities in the City of South Padre Island later in this document. The purpose of these guidelines is to present park and recreation space recommendations that are applicable for planning, acquisition, and development of park, recreation, and open space lands, primarily at the community level. They should be interpreted according to the particular situation to which they are applied and specific local needs. Therefore, even if the City exceeds these guidelines, the ultimate demand is determined by the number of users and the degree to which there are waiting lists or scheduling pressures associated with certain facilities.

### FUNCTIONAL CLASSIFICATIONS AND GUIDELINES

- a) **Recreation Space Classification.** The following is a list of recreation area classifications, definitions and size criteria standards that are commonly recognized and recommended by the National Parks and Recreation Association:
- i) **Tot Lots.** A small park designed to serve a two to three block area (0.25 mile distance) and generally a population of up to 2,500. Tot lots are 0.5 to 1.25 acres in size. Tot lots generally contain the following types of recreation facilities: equipped play areas, benches, open space landscaping and picnic tables. Tot lots may be used in areas where it is difficult to acquire sufficient land for a neighborhood park. Traditionally, tot lot developments have been provided by developers.
  - ii) **Mini-Park.** A Mini-Park has similar location and size criteria as tot lots, except it used to address limited, isolated or unique recreational needs.
  - iii) **Neighborhood Park.** A park for intense and diverse recreational activities that may include, but are not limited to: activities in a tot lot, recreation building, field games, court games, picnic area, landscaping and gardens, internal trails, or senior citizen areas. Neighborhood parks are generally two to ten acres and are accessible by foot or bicycle with a service radius of about 0.25-0.5 mile and a service population of up to 5,000 persons.
  - iv) **Community Park.** A park that provides a diverse range of recreational and leisure activities or contains an area of environmental or aesthetic quality. Facilities and activities may include, but are not limited to: athletic fields, swimming pools, gymnasiums, performing and designing art centers, crafts buildings, and any facilities associated with neighborhood or mini-park recreation areas. A community park is typically a "drive to" facility from ten to twenty-five acres in size that services the needs of up to 25,000 people. Community parks are ideally located near collector or arterial roads to accommodate adequate access and should be well-buffered from adjacent residential areas. A community park can also have a dual function as a neighborhood park or tot lot when it provides facilities similar

to these park types and its proximity to residential areas allows residents to walk or ride bicycles to the park.

- v) **Special Facilities.** Special recreation facilities are generally identified as specialized public recreational facilities that are unique in function and purpose. Examples of special facilities include public golf courses, boat ramps, beach access points, zoos, stadiums, and other single-purpose or unique facilities. While development standards are available for such facilities, special facilities are based more on the desires or unique characteristics of a community.
- vi) **District Parks (Large Urban Park).** A district park is usually designed to provide recreation opportunities for more than one community or to an entire county. These sub-regional parks are often based on a resource that cannot be provided by a community park. District parks typically serve populations of about 50,000 people and are typically located within 30-40 minutes driving time for its patrons. These parks may provide ample contact with natural resources and often include such facilities as large picnic areas, areas for field sports, nature trails, boating facilities or equestrian riding paths.
- vii) **Regional Parks.** Regional parks serving more than 100,000 people function primarily to make special natural resources accessible to people of all ages. They are generally more than 250 acres in size and within a one-hour driving time from the patron's residence. Activities available at a typical regional park include boating, swimming, hiking, horseback riding, picnicking, overnight camping, and nature appreciation.
- viii) **Nature Reserve Areas (Urban Open Space).** Areas primarily designed with consideration for outdoor recreation and nature preservation, including but not limited to, areas for viewing and studying land, aquatic, or avian wildlife, conservation activities, swimming, hiking, camping, trail facilities, nature centers, or botanical gardens. Service area radius and desirable acreage may vary. A nature reserve area may be one or more of the following:
  - (1) **Conservation/Open Space Area.** These areas are intended to preserve and manage natural resources and aesthetic quality, and to protect health, safety and welfare by providing open spaces between roadways or developments, with recreation and leisure activity serving as a secondary function.
  - (2) **Linear Recreation Area.** Area developed to provide travel routes for one or more types of recreational or human operated vehicles such as horseback riding, bicycling, hiking or jogging.
- ix) **Private Park / Recreation Facility.** Parks and recreational facilities that are privately owned yet contribute to the Public Park and recreation system.
- x) **Greenways.** Effectively tie the park system components together to form a continuous park environment.

## Site Guidelines for Community Outdoor Recreation Resources and Facilities

Park	Location	Population served	Area per 1000 population	Size as a park adjoining school	Size as a separate park	Facilities
<b>Equipped Play and Tot Lot</b>	Less than 0.25 mile distance in residential setting	2,500 Max.	0.5 acre	Min. of 0.25 acre	Min. of 1 acre	Play structures, benches, picnic areas, open spaces, landscaping
<b>Mini-Park</b>	Less than 0.25 mile distance in residential setting	2,500 Max.			Between 2,500 sq.ft. and one acre	Used to address limited, isolated or unique recreational needs.
<b>Neighborhood Park</b>	Neighborhood area (0.25 - 0.5 mile distance)	5,000 Max.	2 acres	Min. of 2 acres	Min. of 5 acres	Play structures, recreation buildings, court games, hard courts, tennis courts, internal trails, shuffleboard, volleyball courts, picnic area, open area, landscaping
<b>Community Park</b>	Usually serves two or more neighborhoods (0.5 - 3 miles distance)	25,000 Max.	2 acres	Min. of 5 acres	Min. of 20 acres; Optimal if 30-50 acres	All of the facilities found in a neighborhood park plus informal ball fields, swimming pools, archery ranges, disc golf areas, ornamental gardens, open space and facilities for cultural activities
<b>Natural Resource Areas (Urban Open Space)</b>	Urban areas (0.25 - 0.5 mile)		1 acre		Min. of 0.1 acre	Resource-based recreation area
<b>Urban District Park (Large Urban Park)</b>	In a large urban area or its periphery with 30 – 40 minutes driving time	One park per 50,000	5 acres		Min. of 50 acres; Optimal is 75+ acres	Play structures, restrooms, trails, nature center, boating, swimming, picnic areas, sports fields
<b>Regional Park</b>	On the periphery of an urban area (30 – 60 minutes driving time)	> 100,000 population	20 acres		Min. of 250 acres (several thousand acres)	Camping, nature and bridle paths, picnicking, and other facilities non-intensive development
<b>Beach Access with Parking</b>	Within 0.25 mile of urban coastal beach or on its periphery, 1 access/0.5 mile of shoreline		0.5 acre		Min. of 1 acre	Walkways, parking and restrooms optional
<b>Sports Complex</b>	Strategically located community-wide facilities				Min. of 25 acres; Optimal is 40-80 acres	Ballfields, soccer fields, football fields, tennis courts, play structures, hard courts, volleyball, internal trails, picnic areas

\*When feasible, tot lots, neighborhood parks and community parks should be located adjacent to elementary, middle, and high schools

b) **Recreation Space Functions.** In addition to the recreation area classification system, recreation areas can be classified into two broad categories: active-based and passive-based recreation activities. Most public parks and open space can be classified as either active- or passive-based recreation depending on the facilities and natural resources located at the park site. These terms are defined as follows:

- i) **Passive-Based Recreation Activities.** Passive-based recreation involves activities that do not necessarily raise the heart rate significantly above the resting level, but rather provide refreshment through furnishing a visual and/or psychological release from the pressure of everyday life. In passive-based recreation facilities, emphasis is placed on enjoyment of a natural resource or an activity and not on participation. The passive-based recreation facilities category includes picnic tables, observation areas, botanical gardens, historical or archaeological sites, and park benches. Passive recreation activities include sunbathing at the beach, walking through a scenic area, or visiting a historic site. Passive-based recreation areas typically serve as open spaces. Open spaces include fields, scenic viewpoints, landscaped areas, greenbelts, and conservation areas. Generally, open space areas have minimal facilities. Open space areas can be characterized as areas unsuitable for development or as areas set aside for the protection of natural resources. Open space can also be used to enhance urban areas by providing relief from expansive impervious surfaces such as parking lots and shopping centers.
- ii) **Active-Based Recreation Activities.** Active-based recreation activities involve the pursuit of physical exertion that raises the heart rate to a level significantly above the resting level. This benefit may be achieved through a variety of activities, which may include team sports such as baseball and football, as well as individual activities including jogging, bicycling, hiking, swimming or playground activity. The main benefits of such recreation uses are increased cardiovascular fitness and improved mental health through release of energy and/or tensions. Active-based recreation activities rely on the presence of recreational facilities that enable certain activities to function. Without the provision of such facilities, the activity would either be limited in quality or eliminated altogether. Active-based recreation areas may include open space areas, especially when such areas are unsuitable for development and/or protect the existing natural resource. Active-based recreation facilities promote participation. Active-based recreation activities are further divided into two categories:
- iii) **Resource-Based.** Resource-based activities are those activities that can only occur in certain environments. This includes all water-related activities, hiking trails, hunting, camping and winter activities. Resource-based activities are designed to make maximum use of the natural resources, such as waterways, woodlands, and wetlands, since the resource is not present in all communities.

Resource-Based Outdoor Recreation Activities	Area Requirements	User per Unit of Facility	Turnover Rate	Guideline
Bicycling	10-20 bicycles per mile	1 user per bike	4/day	40-80 cyclists per mile per day
Camping: RV, Trailer and Tent	3-10 sites/acre	4 campers per site	1/day	4 users per campsite per day
Freshwater and Saltwater Beach Activities	200-500 square feet of beach per person		2/day	100 square feet of freshwater or saltwater sandy beach/user/day
Freshwater and Saltwater Fishing (non-boat)	10 linear feet of pier, jetty or catwalk per person		2/day	5 linear feet of pier, jetty or catwalk per user per day
Freshwater and Saltwater Boat Fishing, Power Boating	1 boat per lane	3 users per boat	36 boats/day	108 users per single-lane ramp/day
Freshwater and Saltwater Swimming (non-pool)	5 linear feet of beach per person		2/day	2.5 linear feet of freshwater or saltwater sandy beach/user/day
Hiking	1-5 groups per mile	2 users per group	2/day	4-20 hiker per mile of trail/day
Horseback Riding	2-8 groups per mile	4 equestrians per group	3/day	24-96 equestrians/mile of trail/day
Hunting	90 acres per hunter		2/day	45 acres per hunter per day
Nature Study	5-20 groups per mile	2 users per group	4/day	40-160 users per mile of trail/day
Picnicking		4 persons per table	2/day	8 users per table per day
Visiting Archeological and Historical Sites	Average visit is 40 minutes; Average day is 7.5 hours	20 persons at any point in the day	11/day	220 users per site per day

Resource-Based Outdoor Recreation Activities	Resource/Facility	Population Served		
		Min.	Max.	Median
Bicycling	Linear mile of trail	1,500	10,000	5,000
Camping: RV, Trailer and Tent	Acre of camp area	5,600	25,000	6,750
Freshwater and Saltwater Beach Activities	Mile of freshwater or saltwater sandy beach shoreline	25,000	211,200	25,000
Freshwater and Saltwater Fishing (non-boat)	800 feet of pier, catwalk or jetty	5,000	25,000	5,600
Freshwater and Saltwater Boat Fishing, Power Boating, Water Skiing, Sailing	Boat ramp lane	1,500	12,500	5,000
Hiking	Linear mile of trail	5,000	10,000	6,750
Horseback Riding	Linear mile of trail	5,000	10,000	5,000
Nature Study	Linear mile of trail	6,250	10,000	6,750
Picnicking	Picnic area	5,000	10,000	6,000

10-29



- iv) **User-Oriented.** User-oriented activities can be provided on developable land, if funding and space are available. Activities include baseball, football, basketball, golf and tennis. User-oriented facilities generally are manmade, and should be located to best serve the population of the community.

User-Oriented Outdoor Recreation Activities	Resource/Facility	Guideline
Baseball/Softball	Field	120 users per field per day
Basketball	Court	90 users per court per day
Football/Soccer/Rugby	Field	175 users per field per day
Golf	Course (9-hole)	200 users per 9-hole course per day
Physical exercise (urban jogging and hiking)	Linear mile of exercise trail	100 users per mile of trail per day
Racquetball/Handball	Court	40 users per court per day
Shuffleboard	Court	20 users per court per day
Swimming	Pool (a standard pool 81' X 60')	256 users per pool per day
Tennis	Court	30 users per court per day

Population Guidelines for User-Oriented Outdoor Recreation Activities	Resource/Facility	Population Served		
		Min.	Max.	Median
Baseball/Softball	Field	2,000	10,000	5,000
Basketball	Court	500	20,000	5,000
Football/Soccer/Rugby	Field	4,000	25,000	6,000
General Play	Equipped play area	500	15,000	10,000
	multipurpose field	500	10,000	3,750
	multipurpose court	3,000	4,000	3,500
Golf	9-hole/18-hole golf course	8,000	50,000	25,000
		25,000	65,200	50,000
Physical Exercise (urban jogging and hiking)	Trails	10,000	50,000	15,000
Racquetball/Handball	Court	2,500	20,000	10,000
Shuffleboard	Court	1,000	12,000	6,000
Swimming	Pool	1,000	50,000	25,000
Tennis	Court	1,067	10,000	2,000
Volleyball	Court	4,000	12,000	6,000

10-30

c) **Pathway Classification.** A pathway has been defined as a linear corridor and any adjacent support parcels on land or water providing public access for recreation or authorized alternative modes of transportation. The types are classified as follows:

i) **Park Trail:** Multi-purpose trails located within greenways, parks and natural resource areas. Focus is on recreational value and harmony with the natural environment.

(1) Type I: Separate/single-purpose hard-surfaced trails for pedestrians or bicyclists/in-line skates.

(2) Type II: Multipurpose hard-surfaced trails for pedestrians and bicyclists/in-line skaters.

(3) Type III: Nature trails for pedestrians, which may use either hard or soft surfaces.

ii) **Connector Trails:** Multipurpose trails that emphasize safe travel for pedestrians to and from parks and around the community. Focus is as much on transportation as it is on recreation.

(1) Type I: Separate/single-purpose hard-surfaced trails for pedestrians or bicyclists/in-line skates located in independent rights-of-ways (ROWS) e.g., old railroad ROW.

(2) Type II: Separate/single-purpose hard-surfaced trails for pedestrians or bicyclists/in-line skates. Typically, located within road ROW.

iii) **All-Terrain Bike Trail:** Off-road trail for all terrain (mountain) bikes. Single-purpose loop trails usually located in larger parks and natural resource areas.

iv) **Cross-Country Ski Trail:** Trails developed for traditional and skate-style cross-country skiing. Loop trails usually located in larger parks and natural resource areas.

The role of the trail system or identified pathway systems above should be one that promotes connectivity throughout the community resulting from park improvements that develop a connective park path system throughout the Island. The completion of the interconnected path system above promotes active recreational opportunities for both guests and residents while addressing the alternative transportation system demands of the Island.

## MUNICIPAL ROLES

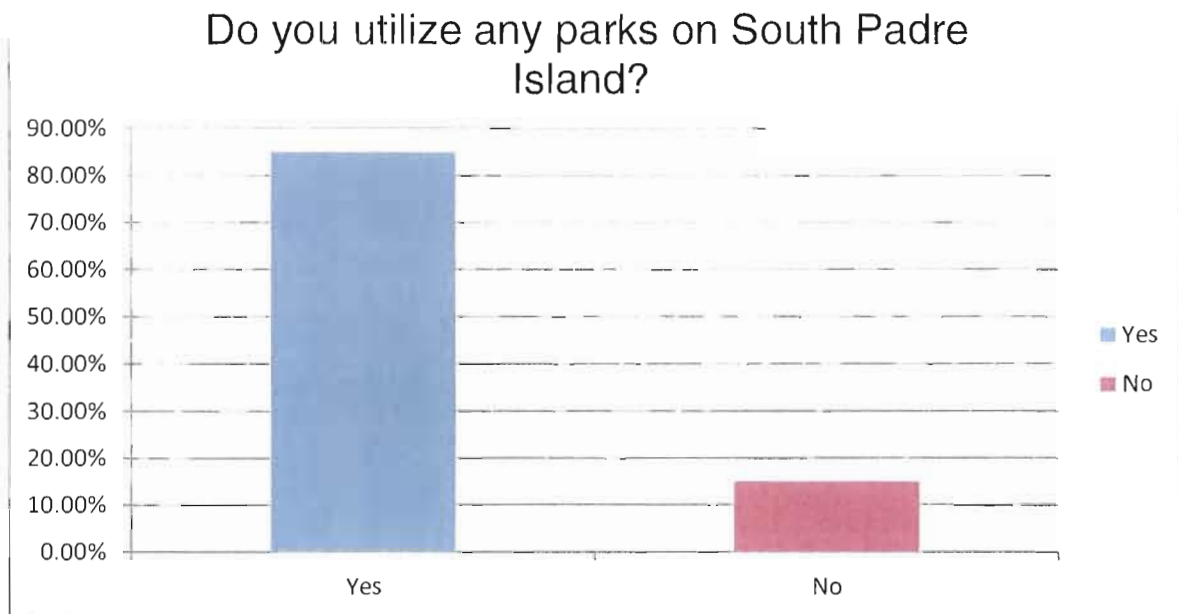
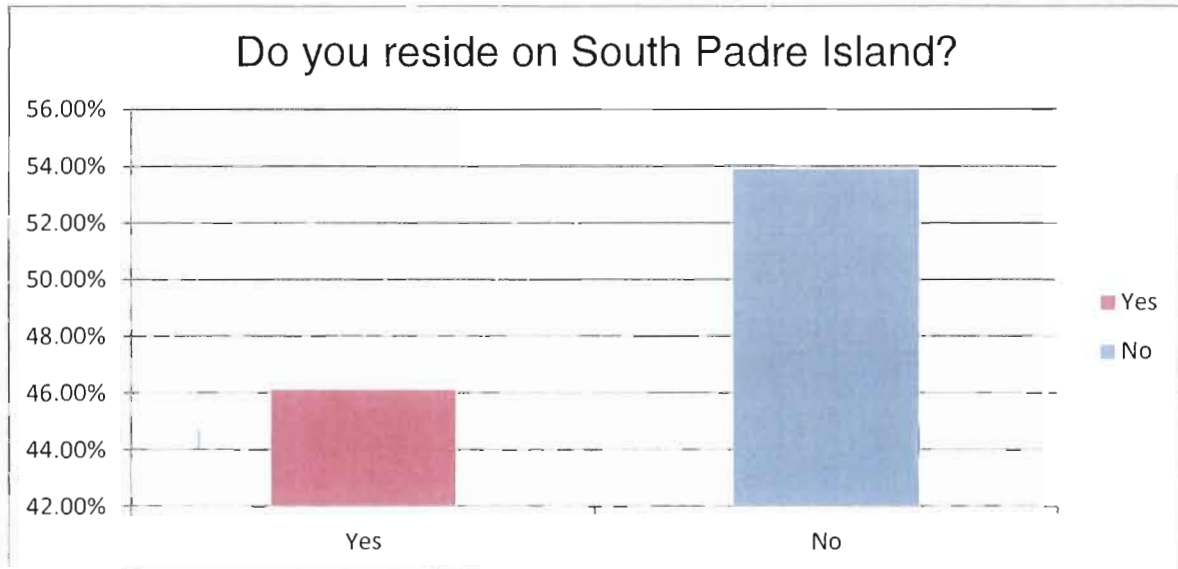
Because of population densities and the lack of large open space areas and resource-based recreation opportunities, municipal recreation systems tend to concentrate on providing more intensive user-oriented facilities that require relatively little space. By doing so, municipal programs play a vital role in the provision of user-oriented recreation opportunities. Typical municipal outdoor recreation facilities include playgrounds, swimming pools, ball fields, tennis courts and golf courses. Because of the near total reliance on user-oriented facilities, municipal programs have only a limited bearing on the statewide resource-based outdoor recreation program. There are some exceptions, however, especially in the cases of cities like South Padre Island located on bodies of water.

## CHAPTER 4 / PUBLIC INPUT

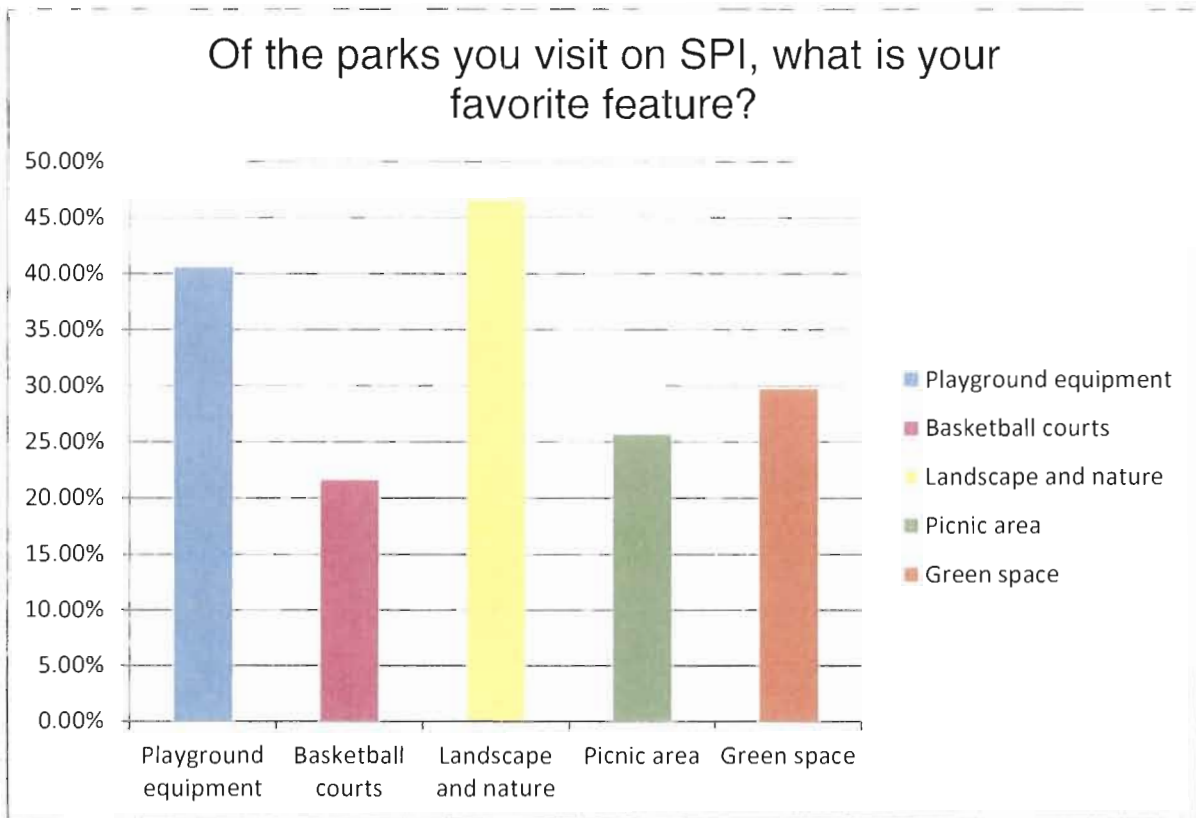
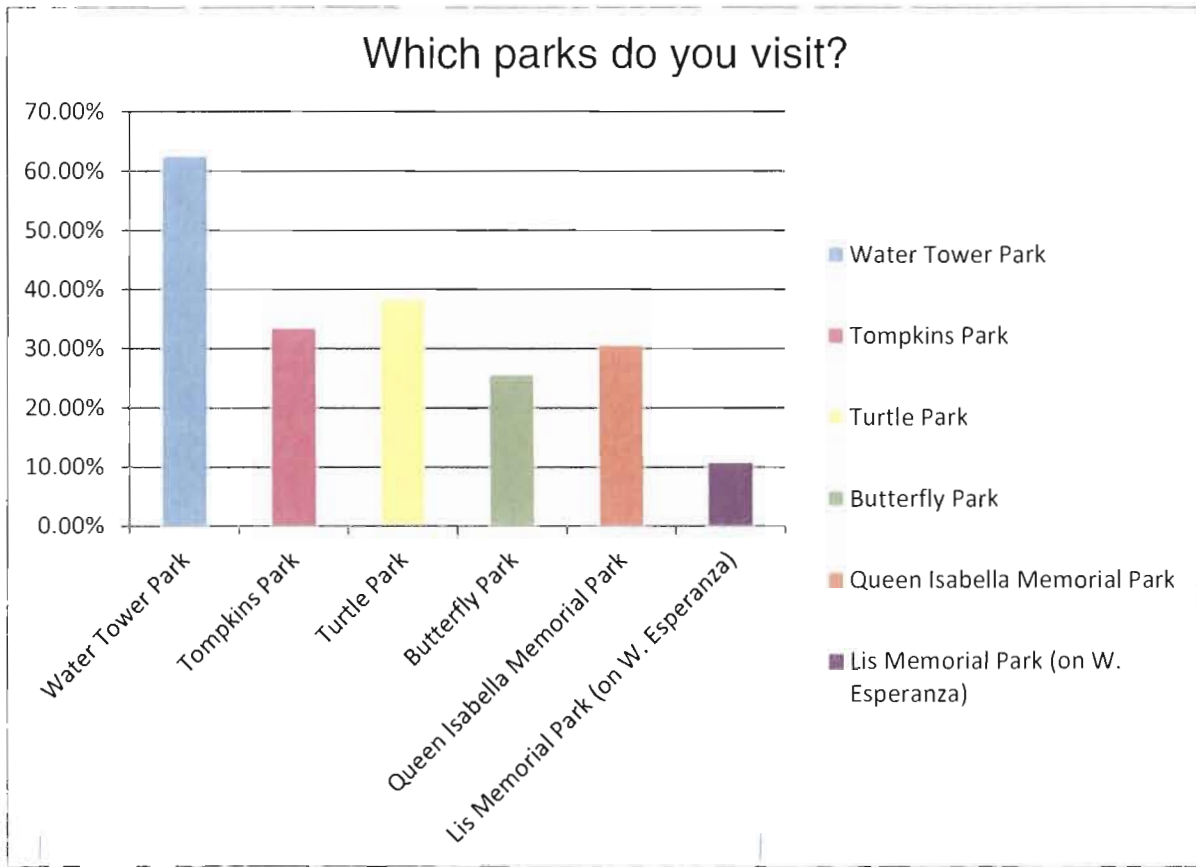
The Parks and Recreation Department promoted a survey of the SPI parks and recreation to gain input and insight into the community and what they want from Parks and Recreation. The results were presented to the Parks, Recreation and Beautification Committee in August, 2017.

167 responses were gathered.

Questions asked were:

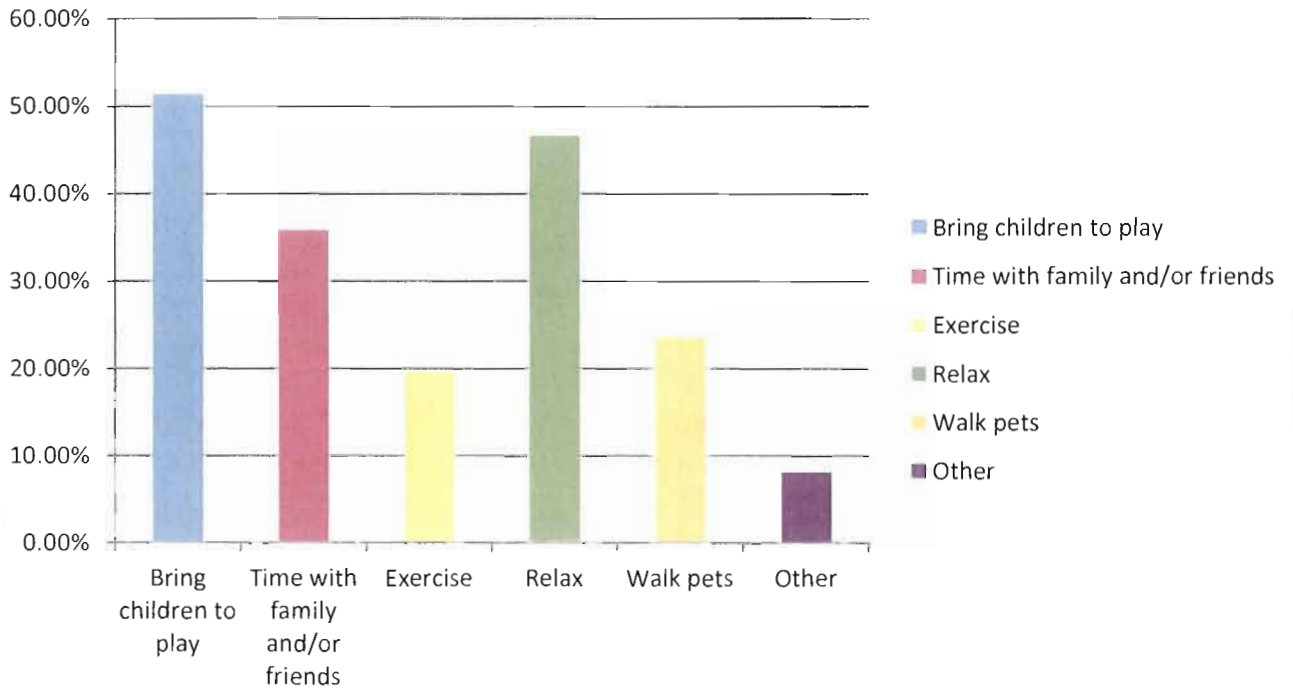


10-33

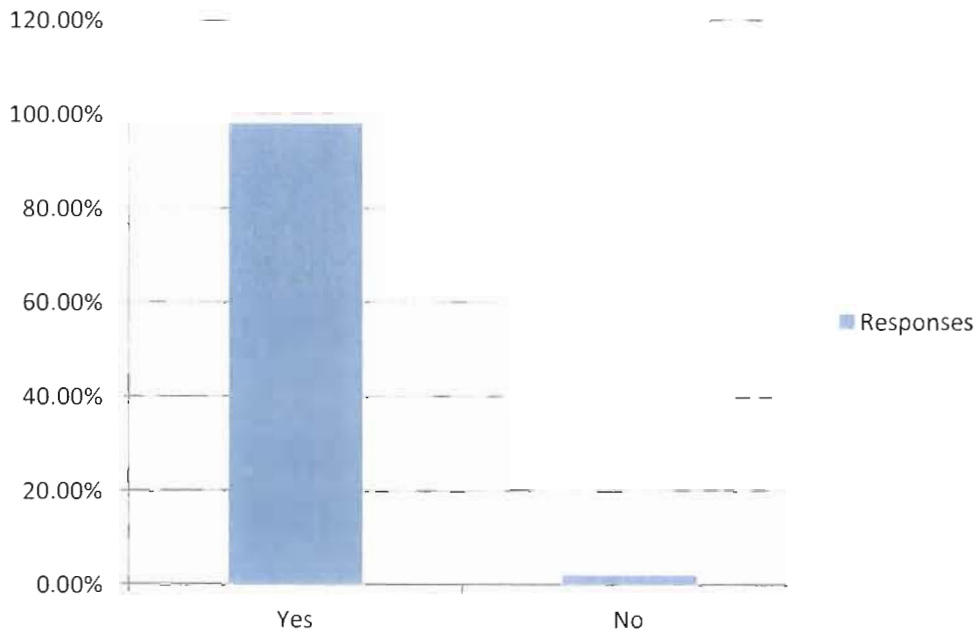


10-34

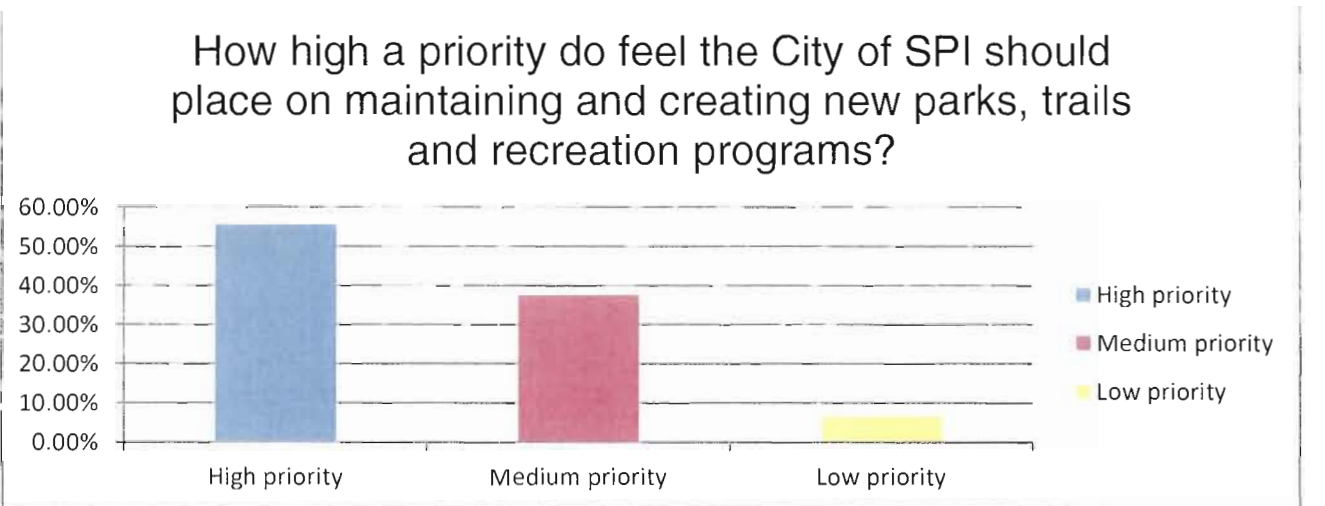
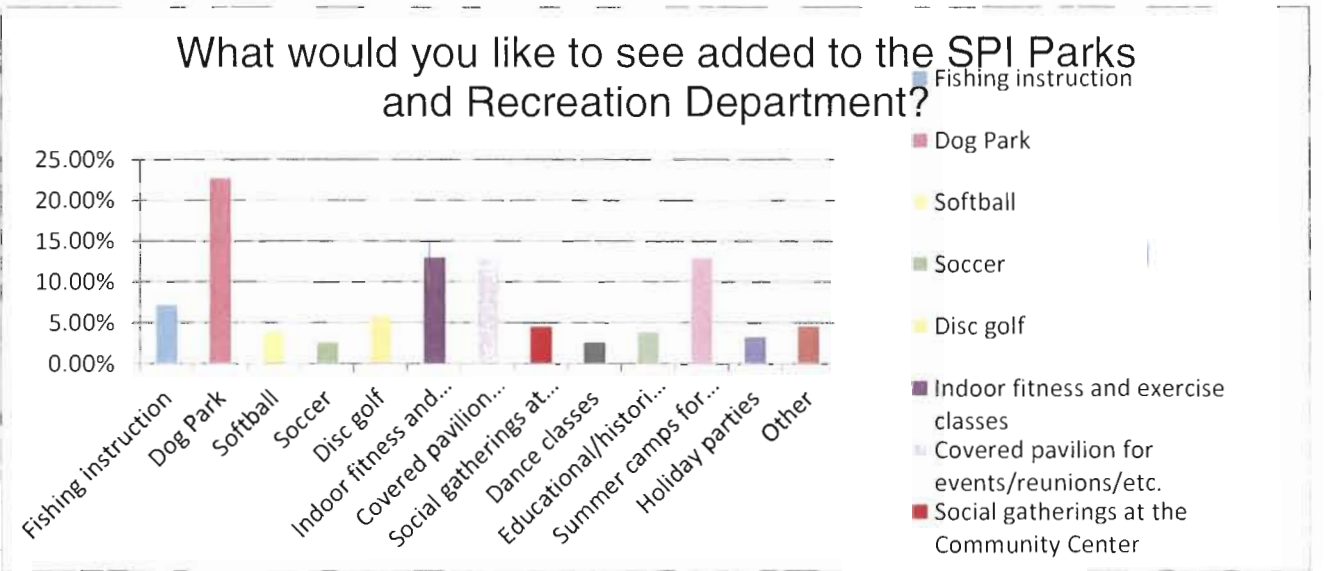
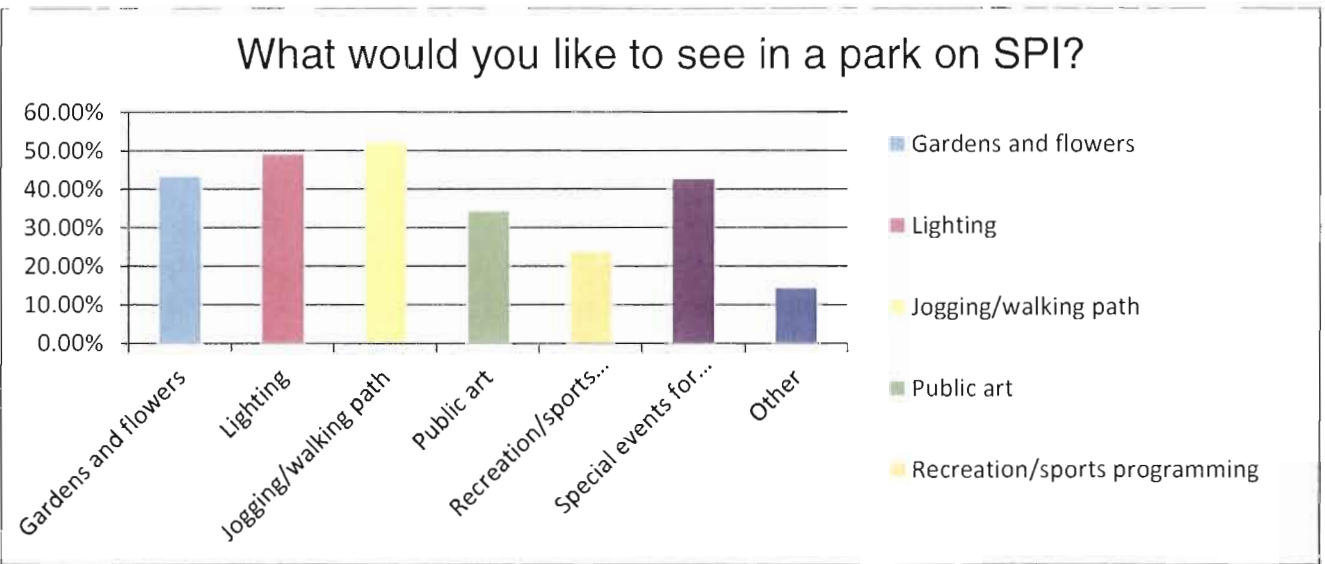
### Why do you visit the park?



### Do you feel safe at SPI parks?

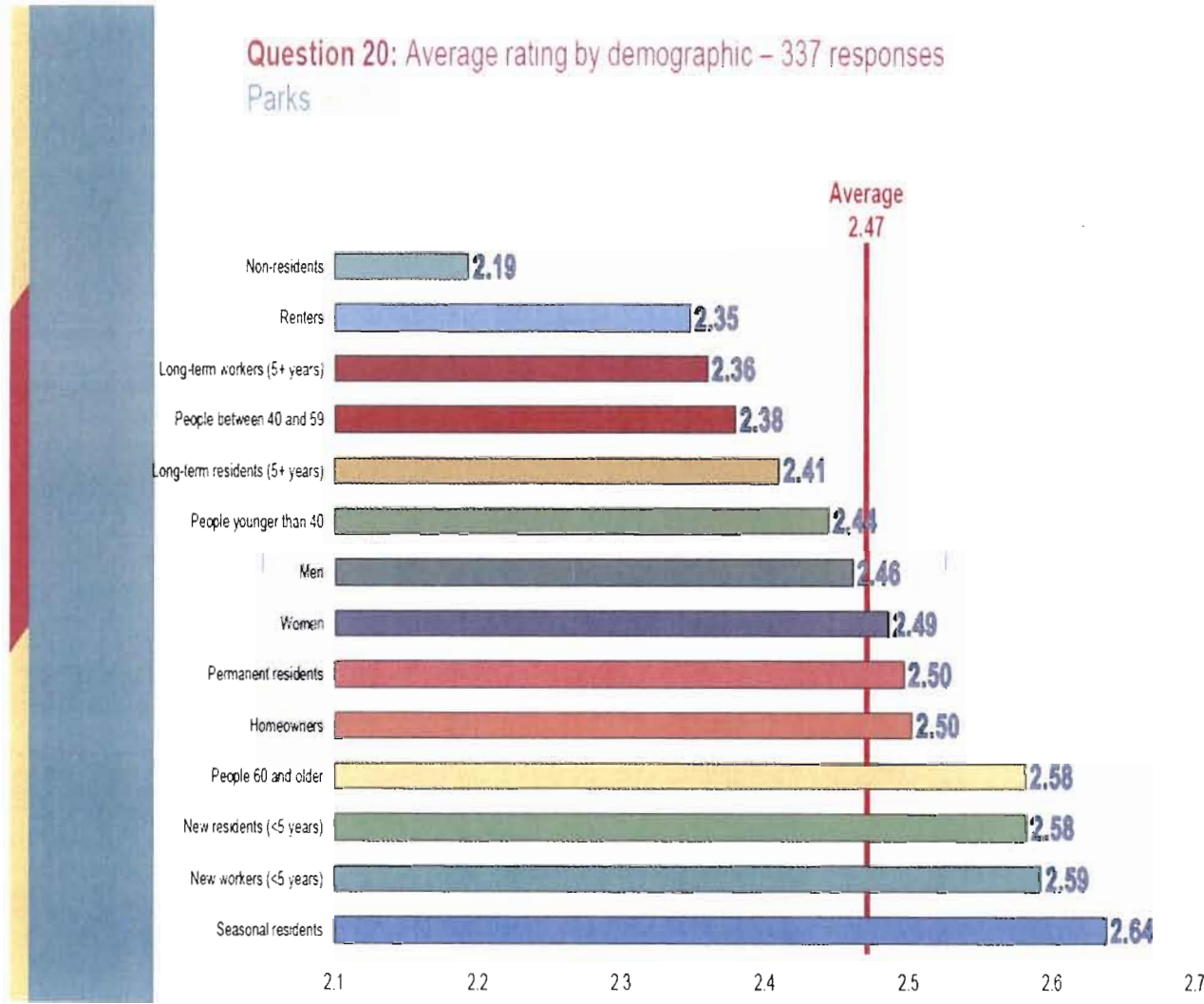


10-35



10-36

In addition, to the survey conducted by the Parks and Recreation Department, residents responding to Community Survey #1 as part of the Comprehensive Plan development process were able to rate the park system. The survey, based upon 337 respondents, identified an average satisfaction rate of 2.47 out of 4. The demographic breakdown of the respondents and their rating is provided below and should assist in identifying future needs to accommodate both residents and visitors.



10-37



The Parks, Recreation and Beautification Committee met in March of 2017 to complete a SWOT analysis of the Parks and Recreation Programs. The committee considered the Parks and Recreation programs to find the strengths, weaknesses, opportunities and threats.

Findings were:

### **STRENGTHS**

- City support
- Council support
- Diverse committee/skills/views
- Parks are close to neighborhoods
- New park on main street/visibility
- Current maintenance crew
- New park equipment/good shape
- Eco tourism community
- Convention & Visitors Bureau
- Strong Christmas Parade event
- New ideas
- New web page for Parks
- TX Parks and Wildlife support
- Community support
- Size is maintainable
- Economic Development Corporation
- Restrooms at several locations

### **WEAKNESSES**

- Parks used as rest stops/washrooms/kitchens/for sleeping
- Volunteerism
- Not enough parks – all cater to children – small
- Need more adult activities
- Shaded sports court
- Need indoor recreation arena
- Lack of supervision of maintenance – parks not completed – things done incorrectly
- Need more swing sets
- Committee is not consulted enough on design and construction/key plans and concepts
- Need appropriate oversight for projects
- Coordination between organizations & committees
- Not enough security/police patrol
- Need fence between hotel and park

## **OPPORTUNITIES**

- Surveys
- Park events
- Grants
- Stay on the cutting edge for development and ideas
- Sponsorships
- Vacant land needs to be sought and acquired for future parks
- Dog park
- Indoor arena/at least shaded play areas
- The new silent water sport park
- Organized recreational programs: Basketball/3 on 3 tournaments; what other sports do we already have resources for that we can leverage? Volleyball?
- Land under the causeway? Can it be used for park activities or is it TXDOT land?
- Grant funds for obesity/seniors/swim safety

## **THREATS**

- Limited time
- Limited resources
- Limited budget
- Weather
- Misuse by visitors/tourists
- Lack of safety/night use for parks

## CHAPTER 5 / PARK INVENTORY

### Parks

**Municipal Parks** – Parks owned and maintained by the incorporated City of South Padre Island are described below.

a) Water Tower Park



Location: West Huisache Street, South Padre Island, TX 78597

Description: This approximate quarter of an acre park, situated under the water tower, includes a half basketball court and goal, two playscapes, restrooms, water fountains and picnic tables. It is on the Bay side of the Island. Although this park does not meet the recommended acreage requirements of a neighborhood park, its amenities represent traditional elements of a neighborhood park. Therefore, for the purposes of this plan this is being classified as a neighborhood park.

b) Turtle Park



Location: East Morningside Drive, South Padre Island, TX 78597

Description: This quarter acre road island has two covered picnic tables, a gazebo, BBQ grills, swings and a climber. It is decorated with concrete sea turtles in memory of the "Turtle Lady," Ila Loetscher. This park is classified as a Tot Lot.


c) Dr. Joseph C. & Jeanne K. Lis Memorial Park



Location: West Esperanza Street, South Padre Island, TX 78597

Description: This is a small lot (0.033557 acres) with a bench, trash receptacle and a sign. This park is classified as a nature reserve.

d) Tompkins Park



Location: 6100 South Padre Blvd, South Padre Island, TX 78597  
 Description: Two playgrounds, basketball courts, restrooms, picnic tables, benches, trash receptacles and the future site of a skatepark, jogging trail and exercise stops. Although this park does not meet the recommended acreage requirements of a community park, its amenities represent traditional elements of a community park. Therefore, for the purposes of this plan this is being classified as a community park. (1.97 acres)

10-42

e) Butterfly Park



Location: 4316 Gulf, South Padre Island, TX 78597

Description: A gazebo and a variety of butterfly plants. Trash receptacle, bench, appreciation plaque, Monarch Way Station and short walking path. This park is considered a mini park (1/4 acres).

### Boat Ramps and Marinas

- a) Boat Ramps: Two boat ramps are available for public use at West Palm Street and West Polaris Drive.
- b) Marinas: Many privately owned marinas, boat basins that have docks, moorings, supplies, and other facilities for small pleasure boats are located on the west side of the island toward the Laguna Madre.

### Pathways

#### Island Gateway



In 1999, the South Padre Island Economic Development Corporation initiated the Island Gateway Project that comprises the South Padre Island Gateway Beach to the Bay Alternative Transportation Loop (Island Gateway). With assistance from the Texas Department of Transportation in the form of a Transportation Enhancement Grant, the project has been used heavily. It includes approximately three miles of hike and bike trails along Padre Boulevard, including a low-level timber bridge under and around the east end of the Causeway. Select exhibits are included, as well as bird viewing platforms. This park could also be classified as a linear park.

**Other Publically Owned or Regulated Open Space**

**a) Connector Trail/Future Trail Plan:**



The City has committed to a future trail plan that provides a series of transportation options promoting a more pedestrian/bike friendly community through the development of connector trails associated with its Future Trail Plan. This series of trails allow for connectivity to all aspects of the island and are oriented along the three primary north/south boulevards (Gulf, Padre, Laguna) on the island. To date, the connector trail along Gulf Boulevard has been completed providing pedestrian and bike path options throughout the community.

10-44

## b) Public Beaches



South Padre Island is known for its beautiful, clean and open beaches. The beaches within the City limits encompass four and one half miles with varying widths. The beach within the City limits are for public use. Even though the hotels and motels line the beach front, there are twenty-three Beach Access cul-de-sacs every one and one half blocks all along Gulf Boulevard. The beach would be identified as a Resource-Based Linear Park.

## c) Birding and Nature Center



Location: 6801 Padre Boulevard, South Padre Island, TX 78597

Description: The Economic Development Corporation, a recognized City partner agency, purchased 7.3 acres of land adjacent to the Laguna Madre Water District Wastewater Treatment Plant on which the Birding and Nature Center was built. This \$5 million facility features a five-story observation tower, seven bird blinds, an auditorium for guest lectures, meeting rooms, a gift shop, and over 4,800 linear feet of boardwalks that meander through wetlands and fresh/salt water marshes. It is classified as a “Wing” of the World Birding Center.



## OTHER RECREATION FACILITIES

### a) Sea Turtle, Inc. (Natural Resource Area)



Location: 6617 Padre Boulevard, South Padre Island, TX 78597

Description: Founded in 1977 by Ila Fox Loetscher, better known as “the Turtle Lady of South Padre Island,” Sea Turtle, Inc is a non-profit organization 501(C)(3). The sole source of income is public donations which are used to achieve the three missions. Specifically, donations help with the upkeep of the sea turtles housed at the facility. This includes medical clinic equipment, medications, heaters, filters, water and electricity. Donations are also used to support Sea Turtle, Inc.’s educational programs. Approximately 20 percent of their donations are sent around the world to fund alternative resource and conservation projects involving sea turtles.

## b) Convention Centre



Location: 7355 Padre Boulevard, South Padre Island, TX 78597

Description: The South Padre Island Convention Centre opened its doors in 2005 and underwent a significant renovation in 2012. The Convention Centre is a 45,000 square-foot facility that can accommodate groups from 20 to 2,500 in size. The Centre has a 22,500 square foot exhibit hall area with a ceiling height of 36 feet to accommodate large meetings, recreational opportunities and sporting events.

## c) Silent Water Sport Facility

The City of South Padre Island is a "windustry" center and applauded as one of the premiere locations for kite-boarding, wind surfing, stand up paddle boarding, and kayaking. Traditionally the participants in wind sports have driven vehicles across mud flats and utilized the adjacent tidal environment as a parking and staging area for their activities. The proposed centers will decrease the direct impact on the adjacent flats and enhance access and recreation of the bay side shoreline. The main goal of this facility will be to give access to the submerged land that is necessary for launching and reduce pedestrian stress on the vulnerable marsh shoreline. This will give access to the deeper waters of Laguna Madre despite any tidal shifts and get feet and tires off of the mudflats, sea grass and wetlands on the way to the water. Although this facility provides additional recreational opportunities it will be a fee based sport venue and not considered a park.

The City seeks to build two facilities for access to the water. The largest of the two projects is a non-motorized sport launch to increase use and access to the Laguna Madre and provide access to the "clean wind" necessary for the wind and water sports. There are proposed restroom facilities, shaded areas and seating as part of the development. The City will work alongside the local South Padre Island Windsurfing and Kiteboarding Association in order to create resources and access that fit the needs of the community, and to build a launch with "world class" accommodations and convenience. The increased parking and vehicular access will be achieved via intense planning of the upland space, utilization and conservation of natural flora. Natural buffers will be either left in place or relocated via the naturally occurring plants and minimal planted grasses. The stress of parking and staging will be removed from the tidal and wet environments and transferred upland.

The second water access facility will be located behind the convention center. It is planned to include an ADA compliant raised walkway that will start in the existing park area and end at a T head with have several floating ramps for descending into the water. This 3-4 foot tall walkway eliminates the heavy foot and vehicle traffic associated with getting the sporting equipment into the water. It will provide access to the depth of water necessary to launch without the deterrent of needing to trudge through water or saturated soils.

The City seeks to link the two facilities and the town with sidewalks which will allow for shared parking and increase foot traffic between the well utilized Convention Center and these new launching facilities.

#### **d) Community Center**

At one time the location of City Hall and the South Padre Island Jail, the newly remodeled Community Center is intended to serve South Padre Island and Laguna Madre residents and organizations as a "hub for partnerships doing good for the community...with the community." The City now provides an excellent facility for a variety of activities. Space available includes a 2500 sq. foot event venue with limited kitchen facilities.

Some of the Community Center activities for residents and visitors are:

- Yoga
- SPI Topics: Topics may include Recycling, History of SPI, Shoreline, Water Safety, Bike and Golf Cart Safety, Gardening with Native and Butterfly Plants, CPR and First Aid
- Art Classes
- Line Dancing
- Book Club
- Spanish Lessons
- Pickleball
- Mahjong/Bridge/Games




The South Padre Island Community Center is also available for rent for private events. Reservations are accepted on a first-come first-serve basis. Reservations are available to South Padre Island and Laguna Madre residents and organizations serving the community.

10-49

**e) County Parks**

1) Isla Blanca Park;



Location: 33174 State Park Rd 100, South Padre Island, TX 78597  
Description: Located on the southernmost edge of South Padre Island the park provides recreational vehicle facilities, close access to the beach and various amenities.

10-50

## 2) Additional County Coastal Parks

### Edwin King Atwood Park



Location: 27159 State Park Rd 100, South Padre Island, TX 78597

Description: Located on the northern edge of the South Padre Island this park provides beach access and associated amenities such as a covered pavilion, picnic tables, restrooms and boardwalk access to the beach.

### Andy Bowie Park




Location: 7300 Park Rd 100 N, South Padre Island, TX 78597

Description: Located across from the South Padre Island Convention Centre this park offers Recreational Vehicle Sites, Barbecue Areas, fishing areas, restrooms/showers and beach access.

### 3) Additional Recreation Opportunities

- a) Pickleball Clinics are happening regularly both at the Convention Centre and at Tompkins Park. Most open play is organized by volunteers.



- b) Disc golf and bocce ball can also be played at the City parks. Equipment can be checked out from the Community Center.
- c) Private enterprise recreational activities include bay related tours, sunset cruises, dolphin watching, snorkeling, parasailing and fishing. Another significant amenity, associated with the Island, is the Schlitterbahn water park and beach resort which is located on the southern end of South Padre Island.

## CHAPTER 6 / NEEDS ASSESSMENT

An assessment of what deficiencies exist in the parks system is vital so that planning can occur to address those deficiencies. It is also important to determine what future needs are.

### Methods

A variety of different inputs and techniques are needed to evaluate SPI's current and future park needs. Three methodologies are used to make these determinations. These techniques follow general methodologies accepted by the Texas Parks and Wildlife Department for local park master plans.

- Standard-based assessment – this technique uses locally developed “target” level of service ratios of facilities to population so as to project where the city is today and where it might be in the future as the population grows.
- Demand-based assessment – This technique uses actual and/or anticipated usage growth data, as well as citizen input on the types of activities they would like to engage in, to determine which facilities and programs are most in demand.
- Resource-based assessment – this technique recognizes that SPI has many unique physical features and explores how to convert these into recreation or open space assets that help to meet the demand for recreation.

### The Need for Park Acreage

#### Neighborhood and mini parks

The prominence of neighborhood parks reflects the importance of having them as centerpieces of a neighborhood. The recommended target level of 1.5 acres of neighborhood for every 1,000 residents is a good indicator. This target reflects the goal of providing parks within walking distance of residents. The suggested benchmark would be all residents living within a half mile of a park or green space. South Padre Island currently has .25 acres of City-owned neighborhood parks. This leaves a need of 4.25 acres to meet this goal.

#### Community parks

Community parks are large parks that serve several neighborhoods. They serve as locations for larger community events, sports and activities. The recommended standard for community parks is 5 acres for every 1,000 residents. South Padre Island currently has a total of approximately 1.97 acres of City-owned community parks. This leaves a need of approximately 12.5 acres or two community parks to meet this goal.

#### Linear parks

Linear parks are typically urban parks that are substantially longer than they are wide. These parks are generally incorporated into linear greenway projects. Typical activities associated with Linear Parks include active recreational opportunities such as walking, jogging or biking. Although the City has no identified Linear Parks there are existing bikeway paths that provide the recreational demand associated with traditional Linear Parks.



**Regional parks**

Regional parks traditionally serve more than 100,000 population and function to make special natural resources accessible to people of all ages. Although they are generally more than 250 acres in size the geographic breakdown of South Padre Island makes that a difficult goal to reach. However, the Island does have approximately 170 acres of useable beach that is utilized by residents and guests year round and can be characterized as being similar to a regional park. As a result, the Island’s available beach and associated resources should be a primary focus to achieve the same benefits and amenities that are associated with regional parks to better serve its permanent residents, seasonal residents and visitors.

**Tourism Planning and Development**

The primary industry and revenue generator for South Padre Island is tourism. As a result, future growth and development should account for tourist demand and demographics. Development on the Island, to this point, has primarily focused on establishing leisure areas and educational opportunities. Developments to the north include the South Padre Island Convention Center, Birding and Nature Center and Sea Turtle, Inc. There have been and needs to be continued efforts to network those facilities with potential additions and improvements.

**DEVELOPING TOURISM OPERATIONS AND PROGRAMS**

When developing tourism and preparing its programs, the followings may need to be considered so that the City of South Padre Island can provide well organized services for visitors:

- a) Selected Multi-Purpose Tourism

Activities	Details
<b>Direct Sales</b>	Restaurants Visitor-Oriented Services, such as Guide Services, Tours, etc. Shopping Opportunities Business Development & Effects on Residents and Community Capacity Rentals of Conference Facilities
<b>Educational Experience</b>	Access to Nature and the Sites and Attractions Visiting Museums, Cultural Facilities, and Organizations Resource Protection Training Arts and Crafts Session
<b>Outdoor Recreation</b>	Parks and Outdoor Recreation Opportunities Other Existing Attractions
<b>Entertainment</b>	Arts and Film Festival Conference Meetings
<b>Accommodations</b>	Hotels, Inns, Lodges, and Cabins etc.
<b>Miscellaneous</b>	Visitor Information Including Brochures, Maps and Visitor Centers, Existing Marketing Efforts

10-54

b) Scenic/Eco Tourism

Activities	Details
<b>Direct Sales</b>	Souvenirs Guiding and Outfitting Pack Trips Self-Guided Driving Tours Wagon Trains Roadside Stands & Markets
<b>Educational Experience</b>	Educational or Technical Tours School Tour Children's Camp Corporate Picnics/Training Habitat Improvement Projects Historical Museums and Displays Wilderness Experiences
<b>Outdoor Recreation</b>	Bird Watching & Wildlife Viewing Boating Canoeing Hiking / Backpacking Camping / Picnicking Fishing & Hunting Hunting Dog Training & Competition Swimming Boating Event (Crew) Photography / Painting
<b>Entertainment</b>	Animal Feeding Group Fishing and Tying Clinics Flower Shows or Festivals
<b>Accommodations</b>	Bed & Breakfast Elder Hostel
<b>Miscellaneous</b>	Family Reunions Wedding Floral Arrangements & Gardens (flowers, greenery, herbs, dried flowers)

c) Nature/Sports Tourism

Activities	Details
<b>Direct Sales</b>	Nature/Sports-Related Gifts/Crafts Sporting Goods Farmers' Market Meals
<b>Outdoor Recreation</b>	Camping (Camp Cooking) Fishing Swimming Boating Bicycling Bird Watching Game/Wildlife Preserve Horseback Riding (Horse Training, Horseshoeing) Nature Walks Trail Rides Tubing & Rafting Regatta Photography Shooting Sports (Archery Range)
<b>Entertainment</b>	Special Events Festivals & Fairs Petting Zoo Picnic/Play Area
<b>Accommodations</b>	Hotel/Motel/Condo Vacation Conference Facility
<b>Miscellaneous</b>	Guide/Outfitter Operation

10-56

## CHAPTER 7 / RECOMMENDATIONS

### Safety

When assessing the current park system and future park needs, the goal should be to develop, construct and utilize facilities that are suited to promote park safety while minimizing security and equipment safety problems. As a result, future considerations should be made to address the following security issues:

- Provide appropriate lighting for safety.
- Maintain clear views into and through the parks.
- Provide multiple attractions producing a diverse set of users (daily/seasonally).
- Coordinate with multiple groups to utilize parks in an organized and unorganized fashions.
- Continued investment into the parks addressing security and safety concerns.

### Aesthetic Standards

Aesthetic standards provide a framework for aesthetic elements (e.g., turf, trees, and flowers). SPI is highly involved with the Monarch Pledge to assist in increasing their population. We are also working to keep our plans in line with resource conservation and the use of drought resistant native plants. With these initiatives in the forefront of our planning for our parks and open spaces, we are better able to plan for design and maintenance focusing resources toward native plants and those that are butterfly friendly, encouraging the propagation of the species and being mindful of our water use. We are defining the role for future planning of landscaping and parks use to be in line with resource conservation efforts involving water, native species, etc...

- Encouraging the use of butterfly friendly plants in all of our planting needs.
- Develop written aesthetic quality standards.
- Set specific, realistic, and measurable aesthetic quality standards for all areas.
- Set quality expectations and guidelines for all maintenance activities and link these expectations to aesthetic quality standards.

### Functional Standards

Functional standards consider all types of use and outline common practices for coordinating the identity for a place and its appearance through consistent, appealing, and appropriate site furnishings and circulation approaches.

- Establish a sense of place.
- Create location character through branding (use of logos, local materials and consistent design).
- Set high expectations for design quality.
- Control access for safety.

- Design pathways and entrances to accommodate visitors' needs.
- Design to accommodate events and regular use with less impact.
- Flexible – able to accommodate activities for different seasonal demographics and weather.

## **Maintenance Standards**

Maintenance standards provide an important perspective on dealing with impacts resulting generally from high use.

- Assess different staffing models, including in-house staff, contract services, volunteers, and private/public partnerships.
- Maintain an adequate level of expertise in specialty skills on the park staff.
- Ensure goals, standards, design intent and quality are understood.
- Support the professional development and upward mobility of employees to boost morale and satisfaction levels.
- Develop plans for regular and emergency maintenance.
- Develop a creative and flexible approach and written schedules for recurring, periodic, and seasonal maintenance activities.
- Develop a system to address typical complaints.
- Respond to complaints in a timely manner; develop and maintain a system to convey that action has occurred.
- Limit the use of commercial fertilizers, pesticides, and herbicides, and use chemicals responsibly when necessary.

## **Visitor Quality Standards (Visitor Information)**

Visitor quality standards are to improve the visitor experience through coordinated way-finding, educational information and clearly stated rules for use.

- Provide information that is identifiable, consistent, understandable, and current.
- Partner with other departments and other surrounding recreational facilities to eliminate confusion and improve visitor experiences.
- Reinforce resource protection goals and programs.
- Encourage the responsible behavior of visitors. Display positive messaging and rules.

## **Supply Standards (Event Management)**

Supply standards look at many of the challenges of hosting large-scale and high-use events on vulnerable landscapes.

- Manage events proactively.
- Facilitate the permitting process.
- Charge fees and recover costs for use of public areas, supplies and manpower.

- Use variable permit fee schedules based on the type and location of events, as well as level of disruption.
- Charge direct costs for staff, utilities, trash collection, removing or relocating park furniture and repairing damage.
- Establish event parking requirements.
- Consider professionalizing events staff to approve event permits and measure compliance.
- Hire staff with hands-on experience in event production.
- Staff sufficiently to cover permitting, monitoring and reporting needs.

## CHAPTER 8 / GOALS AND OBJECTIVES

Natural resource management is fundamentally concerned with achieving integrated, productive and sustainable use of biological, physical, social and financial capital at different geographic and temporal scales. As our understanding of the resource base has improved, the need for integrated approaches to management has been more widely appreciated.

- a) To protect and preserve Environmentally Sensitive Areas and deal with pollution.
- b) To make communities safer and more livable by tempering the effects of natural events and human activities.
- c) To ensure environmental sustainability and healthy ecosystems that can assist economic needs/opportunities enjoyed by current residents and future generations.

### Preservation, Open Space, Quality of Life

#### Roles of Parks and Open Space

Parks, recreation facilities, and open spaces provide a multitude of benefits to people. They provide people with formal and informal gathering places to be physically active, socialize, relax, build community, and connect with the natural world. They make urban areas more inviting for living, working and relaxing. And, they provide environmental benefits, such as storm water management, erosion control, buffering between built and natural environments and wildlife habitat. They also provide greens to absorb air pollutants.

#### Applications

To encourage the use of Parks and Open Spaces and to minimize existing health issues the residents may have, the facilities should consider providing, at a minimum:

- (1) Exercise alternatives for all ages and ADA accessibility;



(2) Multi-Purpose Trails;



(3) Landscaping with greenery and native plants to absorb pollutants and prevent erosion;



10-61



(4) Community Gardens



(5) Shade

Vegetation/Natural Shade Features



## Installed Shade Features



### **Goals**

This new Parks, Recreation and Keep SPI Beautiful Master Plan was initiated by the City Council of South Padre Island and comes out of ideas provided by the residents of City through public hearings, surveys, City Departments and review of past information. As a result, of the identified community stakeholder input, four primary goal categories were formulated. These four categories include 1) Increase facility usage, 2) Enhance natural resources, 3) Provide safe and well maintained facilities and 4) Build new facilities. With the formulation of these goals each category has a series of measurable objectives as identified below:

### **Increase facility usage**

- Lighting would allow residents and tourists to utilize the parks in the evenings after work or during our hot summer days.
- Disc Golf Courses – equipment is available at the Community Center. Promote its availability, simple skills to utilize and conduct workshops to learn to play.
- Assess shade at all parks; develop plan to increase shaded areas, secure funding and implement.
- Increase the number of picnic tables available.
- Mark off soccer or flag football field once the Tompkins Park lawn area has grown.
- At Tompkins Park - build out the walking path with exercise station alternatives for all ages and physical abilities.
- Provide year round Community Center activities for all ages and interests.
- Assess community interest in vegetable gardens. If there is enough interest support the community in building out the planters.

## **Enhance natural resources**

- Monarch migration path – identify where new butterfly friendly plantings can go, plant and maintain.
- Bird migration path – Green the City and educate residents on the importance of trees, flowers, feeders. Host citizen events to clear out bush and debris.
- As much as possible, utilize native drought tolerant plants to absorb pollutants and prevent erosion.

## **Provide safe and well maintained facilities**

- Reduce trash by holding events throughout the year that involve residents and tourists.
- Renovate and maintain existing parks as necessary.
- Provide lighting at Tompkins Park.
- Post rules and regulations at Tompkins, Water Tower and Turtle Park.
- Develop standard operating procedures for parks maintenance.
- Develop a preventive maintenance and replacement plan for buildings and equipment.

## **Build new facilities**

- Complete Tompkins Park Phase II (Skate Park, Walking Trail, Shade Structures)
- Work with partners to develop a non-motorized water sports venue – identify location, acquire land, secure funding, obtain bids, build and advertise
- Skate park – secure funding, obtain bids, build, post rules and advertise
- Dog Park
- Indoor recreation facility that would have flexible courts for Pickleball, badminton, shuffle board, and other activities requiring protection from our strong winds and other weather elements. Consider adaptive repurposing of existing buildings/properties.
- South Padre Trail.

**Table 8.1  
Goal Metrics  
City of South Padre Island Parks and Recreation Master Plan  
2018-2023**

<b>Description</b>	<b>Year(s) To Be Implemented</b>  <b>1-5 Years</b>	<b>Estimated Cost (\$)</b>	<b>Responsible Party</b>	<b>Possible Funding Sources</b>
<b>Increase Facility Usage</b>				
Lighting For Parks – Complete Lighting For Tompkins Park.	2019-2020	\$115,000	Planning & Parks Department	Texas Park and Wildlife Grant
Disc Golf Courses- Promote Availability and Conduct Workshops.	2018-2023	Staff Function	Parks Department	Operating Budget
Assess shade at parks; develop plan to increase shaded areas, secure funding and implement.	2018-2020	\$7,000	Planning, Parks & Public Works Department	Operating Budget & Grant Funding (TPWG)
Increase the Number of Picnic Tables Available.	2019-2023	\$1000 Per Year	Parks Department	General Fund
Mark off Soccer or Flag Football Field.	2019	Staff Function	Parks & Public Works Department	Operating Budget
Tompkins Park Walking Path and Exercise Station Alternatives.	2019-2020	\$65,000	Planning & Parks Department	Texas Park and Wildlife Grant
Provide Year Round Community Center Activities.	2018-2023	Staff Function	Parks Department.	Operating budget
Assess Community Interest in Vegetable Gardens.	2019	Staff Function	Parks& Public Information Department	Operating budget

Description	Year(s) To Be Implemented  1-5 Years	Estimated Cost (\$)	Responsible Party	Possible Funding Sources
<b>Enhance Natural Resources</b>				
Monarch Migration Path-Identify Where New Butterfly Friendly Plantings Can Go, Plant and Maintain.	2018-2023	Staff function	Planning, Parks & Public Works Department	Operating budget
Bird Migration Path – Green the City and Educate Residents on the Importance of Trees, Flowers, Feeders. Host Citizen Events to Clear Out Bush and Debris.	2018-2023	Staff Function	Planning, Parks & Public Works Department	Operating budget
As Much as Possible, Utilize Native Drought Tolerant Plants to Absorb Pollutants and Prevent Erosion.	2018-2023	Staff Function	Planning, Parks, Public Works & Shoreline Department	Operating budget;
<b>Provide Safe and Well Maintained Facilities</b>				
Reduce Trash by Holding Events Throughout the Year That Involve Residents and Tourists.	2018-2023	Staff Function	Parks, Environmental Health & Public Information Department	Operating Budget
Renovate and Maintain Existing Parks as Necessary.	2018-2023	\$10,000 Staff Function	Parks & Public Works Department	Operating Budget
Provide Lighting at Tompkins Park.	2019-2020	\$115,000	Planning & Parks Department	Texas Park and Wildlife Grant
Develop Standard Operating Procedures For Parks Maintenance.	2019	Staff Function	Parks & Public Works Department	Operating Budget
Develop a Preventive Maintenance & Replacement Plan For Buildings and Equipment.	2019	Staff Function	Parks & Public Works Department	Operating Budget

10-66

Description	Year(s) To Be Implemented 1-5 Years	Estimated Cost (\$)	Responsible Party	Possible Funding Sources
<b>Build New Facilities</b>				
Complete Tompkins Park Phase II (Skate Park, Walking Trail, Shade Structures).	2019-2020	\$490,000	Planning & Parks Department. City Council	Texas Park and Wildlife Grant. Committed Match of \$245,000.
Work With Partners to Develop a Non-Motorized Water Sports Venue.	2019-2020	Staff Function	Planning & Parks Department	Operating Budget
Skate Park – Secure Funding, Obtain Bids, Build and Advertise.	2019-2020	Staff Function	Planning & Parks Department	Operating
Dog Park	2018-2023	Staff function	Planning & Parks Department;	Operating budget
Indoor Recreation Facility that Would Have Flexible Courts For Picleball, Badminton, Shuffle Board and Other Activities Requiring Protection From Our Strong Winds & Other Weather Elements. Consider Adaptive Repurposing of Existing Buildings/Properties.	2018-2023	Staff function  Unknown Future Costs	Planning & Parks Department;	Operating budget, Grants, Unknown Future Commitments

10-67

**CITY OF SOUTH PADRE ISLAND  
CITY COUNCIL MEETING  
AGENDA REQUEST FORM**

**MEETING DATE:** July 18, 2018

**NAME & TITLE:** Brandon Hill, Shoreline Director

**DEPARTMENT:** Shoreline Department

**ITEM**

Update and discussion on Shoreline Parking DMAIC evaluating beach access parking on South Padre Island to support the Beach User Fee Plan.

**ITEM BACKGROUND**

This is an updated Parking DMAIC to visualize and evaluate beach access parking on South Padre Island. There has been significant progress made since the May 17, 2017 meeting where the City Council voted to take steps to move toward compliance with the Open Beaches Act 15:1 rule.

The 15:1 rule is found in the Texas Natural Resource Code and states that any beach closed to vehicular traffic must provide one (1) parking space offering equal or better access to the beach per fifteen (15) linear feet of beachfront.

Ninety-one (91) spaces were properly marked “Public parking” within the right-of-way on Gulf Boulevard that were erroneously marked private. Nine (9) spaces were created by restriping the parking lots adjacent to beach accesses. Most impressively, a projected two-hundred and thirty seven (237) spaces are expected to be created through the eight (8) side street improvement projects that the City has undertaken. In summary, the City’s Beach Maintenance and Access Plan currently reflects a total of 1,827 parking spaces, and is projected to reach 2,064 within the year. This abundance of parking over the 15:1 requirement of 1,726 will allow the City to enter into the Beach Maintenance and Access Plan and Beach User Fee Plan resubmission negotiations with the General Land Office with confidence that the City’s plans for continued growth and development will be able to progress as intended.

**BUDGET/FINANCIAL SUMMARY**

No new financial commitment is necessary. This represents the summary of steps taken as part of this effort thus far:

SPI Side Street Improvements:	\$1,444,900.90
SPI reclamation of right-of-way spaces:	\$2,730.00
SPI Space restriping:	\$360.00
Total Project Value:	\$1,447,990.90

**COMPREHENSIVE PLAN GOAL**

Chapter III. Parks and Resources

GOAL 1: The City shall ensure protection and conservation of natural resources, such as beaches, dunes, wetlands, Laguna Madre waterfront and native flora and fauna, allowing for their sustainable use and enjoyment by future generations.

**LEGAL REVIEW**

Sent to Legal:	YES: _____	NO: <u>  X  </u>
Approved by Legal:	YES: _____	NO: <u>  X  </u>

**RECOMMENDATIONS/COMMENTS**

No action. Update only.





# Parking Analysis

July 18, 2018

11-3


# Public Parking Requirements on SPI

- Total Linear Beachfront 25,896.98 ft.
- Total Parking Required 1,726 spaces
- (h) Preservation and enhancement of public beach use and access. A local government shall regulate pedestrian or vehicular beach access, traffic, and parking on the beach only in a manner that preserves or enhances existing public right to use and have access to and from the beach. A local government shall not impair or close an existing access point or close a public beach to pedestrian or vehicular traffic without prior approval from the General Land Office.
- (1) For the purposes of this subchapter, beach access and use is presumed to be preserved if the following criteria are met.
- (A) Parking on or adjacent to the beach is adequate to accommodate one car for each 15 linear feet of beach.
- Texas Administrative Code, Title 31. Natural Resources and Conservation, Part 1. General Land Office, Chapter 15 Coastal Area Planning, Subchapter A. Management of the Beach/Dune System, Section 15.7 Local Government Management of the Public Beach



# Measure

- South Padre Island Digital Parking Tool
  - Clear parking symbology
  - Easy to update
  - Living document
- According to the existing Beach User Fee (BUF) Plan, submitted to and approved by the GLO, we have 24,312 linear feet of beach, thus requiring 1,620 parking spaces
- Recent linear beachfront measurement indicates linear beachfront 25,896.98 ft. thus requiring 1,726 spaces



## Gulf Avenue Parking    Multi-Modal Parking    South Lot Parking

- |                             |                |               |
|-----------------------------|----------------|---------------|
| ◆ Bike (0)                  | ■ Handicap (6) | ● Public (27) |
| ■ Handicap (0)              | ● Public (120) |               |
| ● Public (0)                |                |               |
| ● Public marked Private (0) |                |               |

0 100 200 400 Feet

Created by Jose Manuel Aguilar  
4/6/2017

## Improve; Side Street Strategy

- Widening, adding curb and gutter and a sidewalk opens up on-street parking opportunities; eight side streets (east of Padre Blvd) have been identified as good candidates for these improvements; Engineering estimates for these improvements are:

• Sunny Isle	\$96,912.85	will add 20 parking spaces
• Verna Jean	\$209,903.40	will add 36 parking spaces
• Venus	\$184,063.60	will add 44 parking spaces
• Polaris	\$207,067.05	will add 37 parking spaces
• Atol	\$217,612.40	will add 22 parking spaces
• Lantana	\$216,972.70	will add 27 parking spaces
• Jupiter	\$191,840.05	will add 43 parking spaces
• WhiteSands	\$120,528.85	will add 8 parking spaces

# Improve; Reclaim ROW Spaces Strategy

- 91 Parking spaces within Gulf Blvd. Right-Of-Way and beach access cul-de-sac Right-Of-Way have been illegally encroached upon over time; these spaces have been reclaimed by the City
- Pros: Relatively inexpensive means of reclaiming a number of parking locations throughout the City; If reclaimed these spaces will revert to paid public spaces
- Cons: Condominiums rely on these “privately marked” public spaces to fulfill their parking needs
- Cost per space: \$30.00
- Total cost: \$2,730.00
- Funding source
  - Shoreline



# Improve; Restripe Spaces

- There are Beach Cul-De-Sacs that can be restriped and provide more parking spaces
- Pros: relatively inexpensive means of creating 12 parking spaces throughout the City
  - (Only 9 were able to be created)
    - 2 spaces on Harbor Circle
    - 2 spaces on Gulf Circle
    - 2 Spaces on Blue Water Circle
    - 3 Spaces on Beach Circle
- Cons: Could crowd beach accesses
- Cost Per Space: \$30.00
- Total Cost: \$360.00
- Funding source
  - Shoreline



**Parking Creator Tool**

- Parallel (8)
- Standard (1)



**Parking Creator Tool**

- Parallel (8)
- Standard (1)



Created Parking:	
Parallel Parking spot	10
Standard Parking spot	2
<b>Totals:</b>	
Public Parking:	1463
ADA Parking	49
Public marked as Private	91

Created by Jose Manuel Aguilar  
4/24/2017

118

# Improve: Develop Beach Access cul-de-sacs Strategy

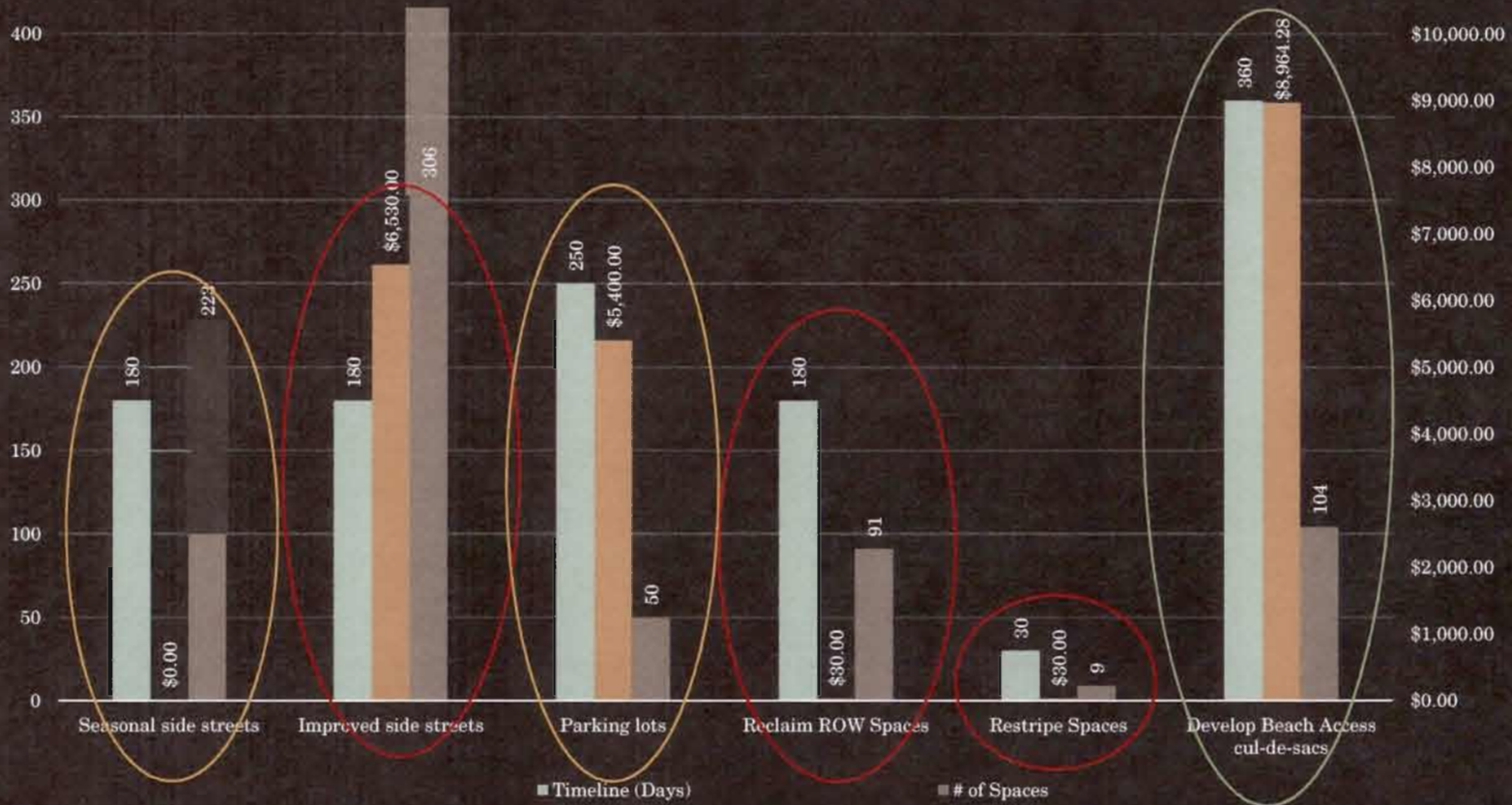
- There are four Beach Access cul-de-sacs that have the potential to be further developed; each based on its depth from the Historic Building Line to Gulf Blvd. could accommodate an approximate number of parking spaces;

*(elevated Beach Dune Walkovers should also be developed but are unaccounted for in this analysis for sake of consistency)*

- Sapphire Circle 10 parking spaces
  - Riviera Circle 30 parking spaces
  - White Cap Circle 32 parking spaces
  - Sea Island Circle 32 parking spaces (9 currently existing)
- Applying for two of these through Coastal Management Program Cycle 24



# Staff Recommendations



Recommendations for Year 1  
 Recommendations for Year 2  
 Recommendations for Year 1+

01-11



# Parking Totals as of 6/12/18



11-11

## Next Steps

- Beach Management and Access Plan Amendment and Submission to Texas General Land Office
  - Beach User Fee Plan is included in Beach Management and Access Plan

7/23-8/1

- BMAP amendments presented to Shoreline Task Force and City Council

8/2

- Negotiations with Texas General Land Office and acceptance of BMAP

11-12

**CITY OF SOUTH PADRE ISLAND  
CITY COUNCIL MEETING  
AGENDA REQUEST FORM**

**MEETING DATE:** July 18, 2018  
**NAME & TITLE:** Darla A. Jones, Assistant City Manager  
**DEPARTMENT:** City Manager's Office

**ITEM**

Presentation and possible discussion on Facility Preventative Maintenance DMAIC update.

**ITEM BACKGROUND**

This was originally presented to City Council in June 2017. This is an update only.

**BUDGET/FINANCIAL SUMMARY**

**COMPREHENSIVE PLAN GOAL**

**LEGAL REVIEW**

Sent to Legal: YES: \_\_\_\_\_ NO:   X    
Approved by Legal: YES: \_\_\_\_\_ NO:   X  

Comments:

**RECOMMENDATIONS/COMMENTS**

**CITY OF SOUTH PADRE ISLAND  
CITY COUNCIL MEETING  
AGENDA REQUEST FORM**

**MEETING DATE:** July 18, 2018

**NAME & TITLE:** Dennis Stahl, Mayor

**DEPARTMENT:** City Council

**ITEM**

Discussion and action to accept resignation from Council Member Ron Pitcock.

**ITEM BACKGROUND**

Council Member Ron Pitcock has accepted a job opportunity in Denver, Colorado and will be spending a major portion of his time there. Council Member Pitcock has indicated that he is will continue to serve in a “holdover” capacity, when he is on the Island, until a replacement is secured. A Special Election for November 6, 2018 will be called in August to fill this vacancy.

**BUDGET/FINANCIAL SUMMARY**

N/A

**COMPREHENSIVE PLAN GOAL**

N/A

**LEGAL REVIEW**

Sent to Legal: YES: \_\_\_\_\_ NO:   X    
Approved by Legal: YES: \_\_\_\_\_ NO:   X  

Comments:

**RECOMMENDATIONS/COMMENTS**

To: City Manager and Mayor of South Padre Island:

July 10, 2018

I have accepted a position of Managing Director of a company in Denver Colorado and will need to be spending most of my time there now instead of on the island. Therefore, I am submitting my resignation from the City Council in time for someone to be elected during this fall's election to serve out my remaining year. I have enjoyed working with the city and the council and mayor and will miss in immensely. The city has made great strides in professionalism and is a pleasure to work with and live in.

If you have any questions, please call me. Unfortunately, I will not be available for many of the meetings for the next few months but try to make as many as I possibly can.

Thanks again for this experience and opportunity.

A handwritten signature in black ink, appearing to read "Ron Pitcock", with a long, sweeping horizontal stroke extending to the right.

Ron Pitcock

Texas Local Government Code

**§ 22.012**

**Resignation of Elected or Appointed  
Municipal Officer**

A municipal officer elected or appointed under this chapter may resign by submitting the resignation in writing to the governing body of the municipality. The resignation is subject to the approval and acceptance of the governing body. However, a person who is appointed by the mayor may submit the written resignation to the mayor for the mayors action.

Acts 1987, 70th Leg., ch. 149, Sec. 1, eff. Sept. 1, 1987.

*Location:*[https://texas.public.law/statutes/tex.\\_local\\_gov't\\_code\\_section\\_22.012](https://texas.public.law/statutes/tex._local_gov't_code_section_22.012).

*Original Source:* Texas Legislature Online, § 22.012 — *Resignation of Elected or Appointed Municipal Officer*, <http://www.statutes.legis.state.tx.us/Docs/LG/htm/LG.22.htm#22.012> (last accessed Jun. 9, 2018).

(h) **Appeal.** Either party to a removal action may appeal the final judgment to the court of appeals. The officer is not required to post an appeal bond but may be required to post a bond for costs. Tex. Loc. Gov't Code §21.030(a).

#### §2.04. Immediate Removal Upon Conviction.

If an officer is convicted for any felony or for a misdemeanor involving official misconduct, the conviction operates as an immediate removal from office. Tex. Loc. Gov't Code §21.031(a). The court rendering judgment in the case shall include in the judgment an order removing the officer. Tex. Loc. Gov't Code §21.031(b). Additionally, the State of Texas, as represented by the Attorney General, a District Attorney, or a County Attorney, may also initiate a quo warranto proceeding in district court for violation of an applicable state statute or constitutional restriction.

(1) **Appeal.** The removed officer may appeal the judgment, and the appeal supersedes the order of removal unless the court that renders the judgment finds that it is in the public interest to suspend the removed officer pending the appeal. Tex. Loc. Gov't Code §21.031(c).

(2) **Reelection Prohibited for Certain Period.** An officer removed under the procedures set out in this chapter is not eligible for reelection to the same office before the 2nd anniversary of the date of removal. Tex. Loc. Gov't Code §21.032.

### Article 3. Vacancies

#### §2.05. Vacancies in Office.

(a) **Date of Vacancy.** If an officer submits a resignation, whether to be effective immediately or at a future date, a vacancy occurs on the earlier of: (a) the date the resignation is accepted by the city council, or (b) on the 8th day after the date of its receipt by the appropriate authority (which may be the mayor or city council depending on who makes appointments). Tex. Elec. Code §201.023. The Supreme Court has held that a resignation, which by its term is effective on a future date, does not create an actual vacancy in office under this provision. Rather, Tex. Elec. Code §201.023 defines the time at which the vacancy occurs for purposes of initiating the electoral process to fill that vacancy. *State v. Hardberger*, 932 S.W.2d 489 (Tex. 1996). In other words, the office will be vacant when the officer actually leaves the position on the date stated in the letter of resignation. However, the city council can begin the process of selecting a replacement.

(b) **Vacancy Due to Death.** If an officer or officer-elect dies, a vacancy occurs on the date of death. Tex. Elec. Code §201.022.

(c) **Holdover Doctrine.** The Texas Constitution requires elected officers (such as city council members) to continue to serve in a holdover capacity until a successor is duly qualified (which involves being either elected or appointed, and taking the oath of office). TEX. CONST. Art. XVI, §17, *Pena v. Rio Grande City Consol. Indep. School Dist.*, 616