

Code Enforcement Stats	January 2016	December 2015	January 2015
Beach Patrol Section C TIME'S X HOURS/ MIN.	1 x 1 hr. 30 min	5 x 2 hrs.	4 x 3 hrs. 20 min.
BFI Bundle/Brush Locations (Sec. 9-17)	31	146	69
Concern citizens/Ordinance Info. (Code 5)	156	236	271
Damaged Dumpster (Sec. 9-13 B)	0	2	0
Debris/Misc. on Roadway Removed	22	15	33
Effluent Discharge (Sec. 10-1)	8	5	11
Enclosures Proper/Screened (Sec. 9-13(B)(5))	3	4	1
Glass on Beach (Sec. 12-7)	0	0	1
Graffiti (Sec. 12-21)	0	0	2
Littering Prohibited (Sec. 9-3)	6	2	4
Maintenance of Signs (Sec.15-11 B,C) (15-2)	0	0	1
Monitor Overfilled Dumpster	16	9	6
Overfilled Dumpster	7	8	6
Overgrown weeds on commercial property(Sec.4-56)	5	5	4
Owners to maintain clean premises (Sec.9-12)	14	4	15
Patrol by Code 11	0	3	0
Permit for Sign/Banner (Sec. 15-3)	5	3	0
Premises Identification (4-64)	0	0	6
Prohibited Banner/Sign (Sec. 15-5)	5	3	0
Recreational Vehicles/Mobile Equip. (Sec. 20-11C)	5	3	1
Sign Standards (Sec. 15-7)	0	0	1
Stagnant Water (Sec. 9-4)	9	4	4
Structure Maintenance (Enforcement)	3	0	0
Weedy Lots (Sec. 9-6)	796	78	64
Weedy Lot Letters	796	84	64
<b>Follow ups:</b>			
Follow up on Address	0	62	9
Follow up on Banners/Signs/Required Signs (Ch. 15)	4	3	2
Follow up on Brush and Debris (Sec. 9-12.1)	89	89	59
Follow up on Damage Dumpster (Sec 9-13B)	1	0	1
Follow up on Dumpster Required (Sec. 9-13)	3	0	0
Follow up on Effluent Discharge/Stagnant (Sec. 10-1)	6	5	9
Follow up on Enclosures	0	0	2
Follow up on Littering (Sec 9-3)	4	2	0
Follow up on Overfilled Dumpsters	5	8	0
Follow up on Property Cleanup (Sec. 9-12)	5	3	14
Follow up on Stagnant Water (Sec. 10-1)	2	4	3
Follow up on Weedy Lot/Business with Weedy Lot (Sec. 9-6 & Sec. 4-56)	789	166	79
<b>Total for Follow-Ups</b>	<b>848</b>	<b>398</b>	<b>176</b>
<b>Calls for Service</b>	<b>1896</b>	<b>614</b>	<b>741</b>
NOTICE OF COMPLY ISSUED	13	18	16
WARNINGS ISSUED	1	0	4
CITATIONS ISSUED	0	1	1





The City of South Padre Island (SPI) is asking the community to show your love for the Island this Valentine's Day. The City has collaborated with Republic Services (aka Allied Waste) in promoting the "I Love SPI" Campaign, with the goal of getting residents involved with maintaining the Island's natural beauty by offering additional brush and bulky item pick-up services to the regular monthly service.

Between January 22<sup>nd</sup> and February 13<sup>th</sup>, residents may place brush and bulky items at the front of the property for collection without facing fines. Take advantage of this period of amnesty and clear your yard and house of unnecessary debris and items. Mow and trim around fences, concentrating on the back of the properties (utility easements). Trim your trees and plants to spruce up South Padre Island in preparation for the busy season. Your property and your home will be better protected from brush fires and other potential hazards.



# ENVIRONMENTAL HEALTH SERVICES DEPARTMENT

HEALTH STATS  
JANUARY 2016



PERMIT #	ESTABLISHMENT	ADDRESS	PERMIT FEE	Re-Inspection/Score
6701	Cap'n Roy's	1313 Padre Blvd	\$100.00	100
6702	Grapevine Café	100 E. Swordfish	\$100.00	100
6704	Isla Grand Quarterdeck	500 Padre Blvd	\$100.00	100
6705	Isla Grand Windjammer	500 Padre Blvd	\$100.00	90
6706	Ted's Restaurant	5717 Padre Blvd	\$100.00	100
6707	Louie's Backyard	2305 Laguna Blvd	\$100.00	100
6708	Feldmans	3500 Padre Blvd.	\$100.00	100
6709	Feldmans	410 Padre Blvd.	\$100.00	100
6710	Queen of Pop Kettle Corn	7355 Padre Blvd.	\$30.00	Temporary
6711	Cowboy Nut Shoppe	7355 Padre Blvd.	\$30.00	Temporary
6712	Outlaws Chuck Wagon	7355 Padre Blvd.	\$30.00	Temporary
6713	Di's Nuts and Chocolates	7355 Padre Blvd.	\$30.00	Temporary
6714	Origins Recovery	4610 Padre Blvd.	\$100.00	100
6715	Technology 2000 Unlimited	7355 Padre Blvd.	\$30.00	Temporary
6716	Pastamore Gourmet Foods	7355 Padre Blvd.	\$30.00	Temporary
6717	Old Homestead Candies	7355 Padre Blvd.	\$30.00	Temporary
6718	Royal Prestige	7355 Padre Blvd.	\$30.00	Temporary
6719	Jensu's	7355 Padre Blvd.	\$30.00	Temporary
6720	Serendipity of the Valley	7355 Padre Blvd.	\$30.00	Temporary
6721	Krishna's Cuisine	7355 Padre Blvd.	\$30.00	Temporary
6722	Dolce Roma	7355 Padre Blvd.	\$30.00	Temporary
6723	Easy Products, Inc.	7355 Padre Blvd.	\$30.00	Temporary
6724	Ben E. Keith Foods	500 Padre Blvd.	\$10.00	Temporary
6725	Ben E. Keith Foods	500 Padre Blvd.	\$10.00	Temporary
6726	Nestle Beverage	500 Padre Blvd.	\$10.00	Temporary
6727	Waypoint	500 Padre Blvd.	\$10.00	Temporary
6728	Waypoint	500 Padre Blvd.	\$10.00	Temporary
6729	McCormick	500 Padre Blvd.	\$10.00	Temporary
6730	Eddy Packing	500 Padre Blvd.	\$10.00	Temporary
6731	Blount Fine Foods	500 Padre Blvd.	\$10.00	Temporary
6732	AdvancePierre Foods	500 Padre Blvd.	\$10.00	Temporary
6733	AdvancePierre Foods	500 Padre Blvd.	\$10.00	Temporary
6734	Hanks Brokerage	500 Padre Blvd.	\$10.00	Temporary
6735	Ben E. Keith Winn Meat Division	500 Padre Blvd.	\$10.00	Temporary

6736	Acosta Foodservice	500 Padre Blvd.	\$10.00	Temporary
6737	Acosta Foodservice	500 Padre Blvd.	\$10.00	Temporary
6738	Acosta Foodservice	500 Padre Blvd.	\$10.00	Temporary
6739	Hanks Brokerage	500 Padre Blvd.	\$10.00	Temporary
6740	Hanks Brokerage	500 Padre Blvd.	\$10.00	Temporary
6741	Compart Family Farms	500 Padre Blvd.	\$10.00	Temporary
6742	Ron's Home Style Foods - Synergy Enterprises	500 Padre Blvd.	\$10.00	Temporary
6743	Clement Pappas - Synergy Enterprises	500 Padre Blvd.	\$10.00	Temporary
6744	Upper Crest - Synergy Enterprises	500 Padre Blvd.	\$10.00	Temporary
6745	Ventura Foods - Synergy Enterprises	500 Padre Blvd.	\$10.00	Temporary
6746	Natural Fruit Drinks	500 Padre Blvd.	\$10.00	Temporary
6747	Arytza	500 Padre Blvd.	\$10.00	Temporary
6748	Lasco	500 Padre Blvd.	\$10.00	Temporary
6749	Kerry Foods	500 Padre Blvd.	\$10.00	Temporary
6750	Encore - Arista	500 Padre Blvd.	\$10.00	Temporary
6751	Encore - Sugardale	500 Padre Blvd.	\$10.00	Temporary
6752	Encore - Swaggerty	500 Padre Blvd.	\$10.00	Temporary
6753	Subway	2100 Padre Blvd.	\$100.00	100
6754	World Flavors Coffee House	5009 Padre Blvd.	\$100.00	100
6705	Isla Grand Windjammer	500 Padre Blvd	\$0.00	Compliance

<b>Total Compliance</b>	<b>1</b>	<b>\$0.00</b>
<b>Field Investigations</b>	<b>0</b>	<b>\$0.00</b>
<b>Farmer's Market Permits</b>	<b>0</b>	<b>\$0.00</b>
<b>Total Temporary Inspections</b>	<b>42</b>	<b>\$680.00</b>
<b>Total Establishment Permits (annual)</b>	<b>11</b>	<b>\$1,100.00</b>
<b>Total Health Inspections</b>	<b>54</b>	<b>\$1,780.00</b>

### Campylobacter

Campylobacter is also a common cause of diarrhea in the United States. Most cases of campylobacteriosis, the infection caused by Campylobacter bacteria, are associated with eating raw or undercooked poultry and meat or from cross-contamination of other foods by these items. Freezing reduces the number of Campylobacter bacteria on raw meat but will not kill it completely, so proper heating of foods is still important.

Sources: Consuming raw and undercooked poultry and other meats, unpasteurized dairy products and untreated water or contaminated produce.

Prevention: Cook all foods thoroughly, prevent cross-contamination by using separate cutting boards when handling raw and cooked foods, don't drink unpasteurized milk or untreated water and wash hands frequently. Wash raw fruit and vegetables before peeling, cutting or eating.

<http://homefoodsafety.org/food-poisoning/foodborne-pathogens>

<b>Animal Control Stats</b>	<b>January 2016</b>	<b>December 2015</b>	<b>January 2015</b>
Animal Bite/Scratch	3	2	1
Animal Cruelty Concern	0	2	1
Animal Removed from Vehicle, Garage or Other Property	30	24	37
Animals Placed in Quarantine	3	0	0
Animals Released to Wild	19	20	20
ANIMALS RELEASED TO FRIEND OF THE ANIMAL/SEALIFE CENTER	34	32	36
Barking Dog Complaint	2	0	0
Barking Dog Violation	0	0	2
Beached/Dead Animal (Signal 0)	7	15	18
Cat or Dog Returned to Owner	4	3	3
Clean Up After Pets	21	19	43
Clean Up After Pets Complaint	7	4	1
Coyote Concern	0	0	6
Injured Animal (s)	6	11	6
Loose Canine or Cats (s)	7	10	13
Lost Canines or Cats	4	2	6
Monitor for Dead Ducks	5	0	0
Monitor Trap Set by Code	3	4	57
Owners to Vaccinate	3	1	0
Patrol for Owners Not Cleaning Up After Pets	64	28	49
Raccoons in Trap/Dumpster	0	4	4
Scan Animal for Microchip	2	2	5
Service Animal Inquiry	5	12	0
Training for Animal Control	5	4	0
Traps Issued or Returned	9	9	10
Trap Maintenance	12	3	0
Traps Set Up by Code Enforcement	5	2	62
Welfare Concern	0	1	0
Follow up on Animal Bite/Scratch	5	1	1
Follow up on Animal Cruelty	0	2	1
Follow up on Barking Dogs	3	0	3
Follow up on Barking Dogs Complaints	3	0	6
Follow up on Cleaning up after Pets	13	4	5
Follow up on Coyote Concern	0	0	5
Follow up on Injured Animal	5	4	0
Follow up on Loose Dog or Cat	3	2	2
Follow up on Loose Dog(s) or Cat(s) Complaint	1	2	2



## Valentine's Day Safety Reminders

•Thorns on roses or other flowers can be dangerous for dogs or other pets. Biting, stepping on or swallowing stems with thorns increases risk for a puncture, which can result in serious infections internally or externally.

•Chocolate is toxic to dogs and cats. The darker the chocolate, the more toxic, but dark, milk, semi-sweet and baker's chocolates all can cause adverse reactions. Darker chocolates contain caffeine-like stimulants that cause gastrointestinal, neurologic, and cardiac functions that can cause vomiting/diarrhea, hyperactivity, seizures and elevated heart rate. High fat in lighter chocolates can cause life-threatening inflammation of the pancreas, so make sure to keep the chocolate where pets can't reach it.

•Cocktails also pose a threat to pets. Because of their smaller size, even a small amount of alcohol stolen from a low-sitting glass or lapped off the floor after a spill can cause dramatic problems like vomiting/diarrhea, lack of coordination, central nervous system depression, tremors, difficulty breathing, and even coma.

***•If you think your pet has been poisoned, contact the Pet Poison Helpline at 1-800-213-6680***



# Recycling Stats January 2016

*The following recyclable items can be dropped off with staff in the parking lot, located at:*

*City of South Padre Island Old City Hall  
4501 Padre Blvd., South Padre Island, Texas  
Saturdays 8 a.m. – 11 a.m.*

*Recyclable items include:*

*Aluminum  
Cardboard (corrugated boxes brown or grey)  
Newspapers  
Office Paper  
Plastics 1 & 2 (rinsed, without caps)  
Bottle Caps (recycled separately)  
Telephone books (Feb.-May 30<sup>th</sup>)*

# Represents Pounds Recycled of each product	January 2016	December 2015
Cardboard	3,620	2,500
Plastic #1 & #2	840	710
Paper	1,790	2,000
Aluminum	240	180
Ink Cartridges	7	11
Light Bulbs	18	46
Totals :	6,515	5750

## Mixed Recycling



Cardboard (flatten)


Magazines



Newspaper



Mixed paper  
Junk mail



Phonebooks



Boxboard  
(flatten)



Plastic  
(rinse & remove caps)



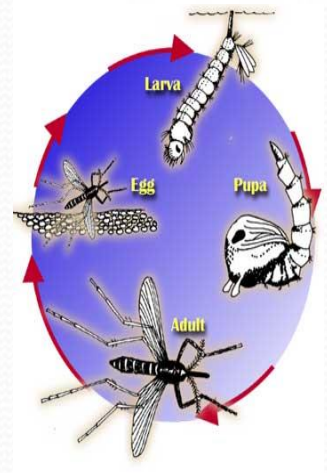
Aluminum (no H15)  
Tin cans (rinse)



Plastic bags  
(knotted & bagged)

# Mosquito Management Stats

## JANUARY 2016



# Represents Amount of Times Performed	JANUARY 2016	DECEMBER 2015	JANUARY 2015
Altosid/BTI (larviciding)	41	5	150
Adulticide Spraying hrs.	4	3	0
Scheduled for Adulticide	62	62	62
Landing Rate Counts	8	18	4
Mosquito concerns	0	1	0
Training for Spraying	4	6	1
Work done in chemical room	10	12	6
Totals :	129	107	223

### Conditions that make mosquito outbreaks worse.

Mosquitoes are more likely to be present in warmer climates. Mosquitoes can survive in temperatures over 50 degrees. If a region never falls below 50 degrees, mosquitoes can be a year-round problem.

Stagnant water is the ultimate breeding ground for mosquitoes. Keep all stagnant water covered, if you must have it near your house for any reason. Even small puddles can produce thousands of mosquitoes. Rains that occur after a long drought can often produce the worst mosquito swarms, simply because predators that normally eat the mosquitoes are no longer in the area. Please remember to drain all stagnant water.

<http://momprepares.com/11-ways-to-prepare-for-mosquito-season/>