

Animal Control Stats	August 2013	August 2012	July 2013
Animal Bite / Scratch	2	1	3
Animal Cruelty Concern	2	1	7
Animal Removed from Vehicle, Garage or Other Property	2	11	4
Animals Placed in Quarantine	1	1	1
Animals Released to Wild	8	10	3
ANIMALS RELEASED TO FRIEND OF THE ANIMAL/SEALIFE CENTER	37	19	21
Barking Dog Complaint	1	2	0
Beached/Dead Animal (Signal 0)	33	21	7
Bees	0	4	3
Cat or Dog Returned to Owner	10	3	6
Clean Up After Pets	0	0	4
Injured Animal (s)	7	2	7
Loose Canine or Cats (s)	21	27	24
Lost Dog or Cat Reported	9	3	15
Monitor Trap Set by Code	2	1	2
Owners to Vaccinate	4	0	3
Patrol for Owners Not Cleaning Up After Pets	98	86	100
Rabies Specimen Prepared and Submitted	0	0	1
Scan Animal for Microchip	0	2	0
Snake Concern	0	1	3
Training for Animal Control Equipment	0	3	1
Traps Issued or Returned	7	8	3
Trap Maintenance	6	0	2
Traps Set Up by Code Enforcement	3	1	5
Unlawful Restraint of Dog(s)	0	2	0
Welfare Concern	0	17	5
Wildlife Investigation	1	0	1
Follow up on Animal Bites / Scratch	11	7	9
Follow up on Animal Cruelty	2	0	0
Follow up on Barking Dogs	2	0	0
Follow up on Barking Dogs Complaint	2	1	0
Follow up on Cleaning up after Pets	0	0	3
Follow up on Dead Animal	7	0	1
Follow up on Injured Animal	3	0	0
Follow up on Loose Dog or Cat	7	1	12
Follow up on Loose Dog(s) or Cat(s) Complaint	6	3	2
Follow up on Lost Pet	7	2	7
Follow up on Owners to Vaccinate Pet(s)	2	1	3
Follow up on Quarantine Case	4	6	14
Follow up on Welfare Concern	0	2	0
TOTALS	307	251	282



Got opossums? We have an answer!

Opossum Baiting Tips




Although they aren't particularly finicky eaters, the best possum bait is fish or apples. Baiting opossum traps with canned pet food also works well. While there are differences of opinion as to the best bait for opossums, all professional trappers agree, the smellier the better. (No, your old sneakers won't do the trick!) One of the most important opossum baiting tips is to smear the bait in, on and around the trap.

How to Deter Possums

Chicken-wire fence is a good method to ensure you won't find a possum in your yard. Construct a fence that is four feet high with the top 12 to 18 inches bent outward away from the garden. However, if you're like most, you'd rather not detract from your landscaping. If you really want to say goodbye to a possum in your garden and in your yard, apply a liquid or granular repellent that targets their sense of smell and taste.

ENVIRONMENTAL HEALTH SERVICES DEPARTMENT

HEALTH STATS
AUGUST 2013





City of South Padre Island

Code Enforcement Stats

August 2013

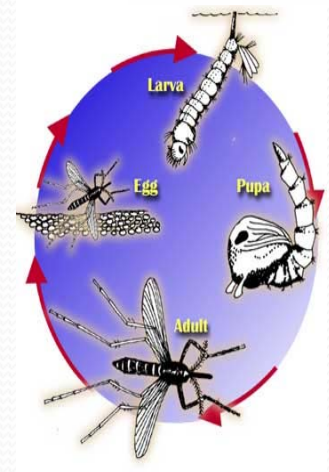
	Aug-13	Jul-13	Aug-12
Beach Patrol Section C TIME'S X HOURS/ MIN.	13 x 15 hrs	0	13 x 19.5 hrs
BFI Bundle/Brush Locations (Sec. 9-17)	47	9	16
Commercial Act on ROW (Sec. 13-18)	7	0	0
Camping Prohibited (Sec. 12-13)	4	0	1
Concern citizens/Ordinance Info. (Code 5)	295	129	290
Containers Required (Sec 9-13)	0	2	3
Damaged Dumpster (Sec. 9-13 B)	1	1	0
Debris/Misc. on Roadway Removed	70	21	41
Effluent Discharge (Sec. 10-1)	5	1	2
Enclosures Proper/Screened (Sec. 9-13(B)(5))	1	2	0
Fireworks Prohibited (Sec. 8-4)	0	10	0
Glass on Beach (Sec. 12-7)	17	9	0
Graffiti (4-61)	1	3	1
Hotel Inspection	0	0	1
Littering Prohibited (Sec. 9-3)	11	56	4
Lost Child/Adult on the Beach	2	4	2
Maintenance of Signs	0	0	1
Noises--Loud, disturbing, etc. prohibited (Sec.12-2)	3	2	0
Noises Monitor - Loud disturbing, etc. Prohibited (Code 11 Sec. 12-2)	1	5	0
Outdoor Display (Sec. 20-11.1)	0	2	0
Overfilled Dumpsters (9-12a)	2	4	3
Overgrown weeds on commercial property(Sec.4-56)	4	1	0
Owners to maintain clean premises (Sec.9-12)	12	7	13
Patrol by (Code 11)	5	24	3
Permit for Sign/Banner (Sec. 15-3)	3	6	12
Permit for Temporary Parking Entertainment District	1	1	0
Premises Identification (4-64)	7	0	0
Prohibited Banner/Sign (Sec. 15-5)	4	9	5
Prohibition of shade devices between sunset and 9am (13-23)	14	151	0
Recreational Vehicle/Mobile Equip. (Sec. 20-11C)	1	1	0
Regulation of Shade Devices and Chairs on the Public Beach (13-24)	0	6	9
Sign Standards (Sec. 15-7)	1	1	1
Slow Speed/Minimum Wake Required of all Watercrafts (Sec. 12-15_)	1	0	0
Stagnant Water (Sec.9-4)	3	2	0
Survey on Natural Habitat	6	12	0
Water Leak	2	1	0
Weedy Lots (Sec. 9-6)	74	28	46
Weedy Lot Letters	51	46	51
Follow up on Addresses	2	2	0

Follow up on Banners/Signs/Required Signs	6	49	17
Follow up on brush and debris	18	6	16
Follow up on damage dumpster (Sec 9-13B)	0	2	0
Follow up on Effluent Discharge/Stagnant	2	1	1
Follow up on Enclosures	1	1	1
Follow up on Littering (sec 9-3)	2	0	4
Follow up on Noise (Sec. 12-2)	1	1	0
Follow up on Overfilled dumpsters	1	3	1
Follow up on Property Cleanup	8	6	6
Follow up on Shade Device Ordinance	14	10	0
Follow up on Stagnant Water	2	2	0
Follow up on Water Leak	2	1	0
Follow up on Weedy Lot/Weedy Businesses	170	82	87
Total for Follow-Ups	229	166	133
CALLS FOR SERVICE	885	722	638
NOTICE OF COMPLY ISSUED	9	42	22
WARNINGS ISSUED	5	24	5
CITATIONS ISSUED	3	1	1

Mosquito Management Stats

August 2013

# Represents Amount of Times Performed	August 2013	August 2012	July 2013
Altosid/BTI (larviciding)	100	77	55
Adulticide Spraying hrs	11	4	19
Scheduled for Adulticide	62	60	62
Landing Rate Counts	16	26	11
Mosquito concerns	1	0	2
Training for Spraying	2	0	0
Work done in chemical room	1	6	1
Totals :	147	173	150



Mosquito Fast Facts

1. In the interest of science, Arctic researchers uncovered their chests, arms, and legs and reported as many as 9000 mosquito bites per person, per minute. At this rate, and unprotected human would lose one half of his blood supply in approximately 2 hours.
2. Some people are more attractive to mosquitoes than others. It is not clear why, but probably has something to do with the 300 odd chemicals produced by the skin.
3. A mosquito can smell the carbon dioxide you exhale from about 60 to 75 feet away.
4. Most mosquitoes do not fly very far from their larval habitat, but the salt marsh mosquito migrates 75 to 100 miles over the course of its life.

http://www.fightthebitecolorado.com/top_ten_facts.pdf

Recycling Stats August 2013

What do I do with my old tennis balls? Can they be recycled or re-pressurized?

Unknown to many, tennis balls do lose their bounce. Instead of discarding the tennis balls, they may be re-pressurized or recycled through a company named reBounces! Here are 4 options:

1. Contact reBounces (www.reBounces.com) to make certain they are still accepting tennis balls for recycling and they will send you a shipping label. Just a note- reBounces does not accept the well loved and slobbered upon tennis balls that were used as your pet's chew toy. Also, they accept a minimum amount of 200 balls, so the idea is to get together with your tennis league, club, park district or school district. Once again, community building around recycling!
2. Pay postage yourself and send any amount of tennis balls to reBounces.
3. Pay for reBounces to re-pressurize YOUR tennis balls & mail them back to you.
4. If you're a large tennis club or school, you may want to look into getting one of their green machines so you can re-pressurize your bounce-less tennis balls yourself.

<http://www.recyclescene.com/how-to-recycle/going-balls-out-for-recycling> (August 25, 2010)

# Represents Pounds Recycled of each product	August 2013	July 2013
Cardboard	2141	2,234
Plastic	788	847
Paper	1749	2,084
Tin	75	78
Aluminum	108	139
Totals :	4,861	5,382

