

Animal Control Stats	June 2013	June 2012	May 2013
Animal Bite / Scratch	0	4	0
Animal Cruelty Concern	0	3	1
Animal Removed from Vehicle, Garage or Other Property	0	1	0
Animals Placed in Quarantine	0	3	0
Animals Released to Wild	3	2	16
ANIMALS RELEASED TO FRIEND OF THE ANIMAL/SEALIFE CENTER	28	20	18
Barking Dog Complaint	1	2	0
Beached/Dead Animal (Signal 0)	18	21	10
Bees	2	3	0
Cat or Dog Returned to Owner	2	1	1
Clean Up After Pets	4	2	0
Clean up After Pets Complaint	1	0	0
Injured Animal (s)	7	3	7
Loose Canine or Cats (s)	15	19	10
Lost Dog or Cat Reported	3	1	0
Monitor Trap Set by Code	10	1	8
Owners to Vaccinate	1	5	0
Patrol for Owners Not Cleaning Up After Pets	82	150	38
Rabies Specimen Prepared and Submitted	0	1	0
Service Animal Information/Inquiry	8	0	0
Scan Animal for Microchip	1	1	2
Snake Concern	2	0	5
Training for Animal Control Equipment	2	0	7
Traps Issued or Returned	5	3	2
Trap Maintenance	2	6	0
Traps Set Up by Code Enforcement	4	0	0
Unlawful Restraint of Dog(s)	3	0	0
Welfare Concern	3	3	1
Wildlife Investigation	0	1	0
Follow up on Animal Bites / Scratch	0	7	0
Follow up on Bees	3	0	0
Follow up on Barking Dog(s)	0	2	0
Follow up on Barking Dogs Complaint	0	2	0
Follow up on Cleaning up after Pets	1	0	0
Follow up on Dead Animal	2	0	0
Follow up on Loose Dog or Cat	0	2	0
Follow up on Loose Dog(s) or Cat(s) Complaint	1	0	0
Follow up on Lost Pet	1	0	0
Follow up on Owners to Vaccinate Pet(s)	0	3	4
Follow up on Quarantine Case	0	8	0
Follow up on Unlawful Restraint of Dog	5	0	0
Follow up on Welfare Concern	18	0	0
TOTALS	238	280	122






Summer time equals vacation time!

So...what do you do with your pets? Here are some tips:

- Hire a sitter. Many communities have dog or cat sitter services. It may include having a pet sitter check on your pet at your home twice a day. Or, your pet may spend the days at the sitter's house. Prices range from \$5 - \$25 per hour. However, leaving your dog in a car without adequate temperature control, and fresh cool water could cost you a trip to court facing felony charges, and, possibly, the loss of your pet.
 - Boarding is a common option. Your pet may be required to be vaccinated for Bordetella, and the proper documentation must be provided at the time of boarding. Boarding your pet does have it downsides, though. Your pet may not be comfortable with the environment, staff or lack of attention. Though boarding facilities provide exercise and attention to the pets, it may not be what your pet it used to. That may cause stress on your furry four legged friend.
 - Take your pet with you???
- Hey, it could happen. Many hotels are pet friendly. Expect an additional fee for the pet. Some tourist destinations have facilities that provide day care for pets. Remember to take your pet's Medical History and Rabies Vaccination Certificate. Having the records with you will save you time. If you do take Fluffy and BoBo with you, be prepared for the trip (potty breaks), and plan ahead by assigning pet-shifts to family members. Remember, you are on vacation. If you stop at a gift shop, who is going to stay with the dog outside? When you go to the beach, will you take the dog and leave the iguana at the hotel?

ENVIRONMENTAL HEALTH SERVICES DEPARTMENT

HEALTH STATS
JUNE 2013



PERMIT #	ESTABLISHMENT	ADDRESS	PERMIT FEE	Re-Inspection/Score
5794	Burger Fi	5001 Padre Blvd.	\$100.00	100
5828	Calesa	1004 Padre Blvd	\$100.00	91
5830	Senor Donkey	4215 Padre Blvd.	\$100.00	92
5831	Dirty Al's	33396 Park Rd.	\$100.00	86
5864	Scampi's	206 W. Aries	\$100.00	93
5867	Holiday Inn Express	6502 Padre Blvd.	\$100.00	100
5868	Paulino's Restaurant	4600 Padre Blvd.	\$100.00	96
5870	Jim's Pier	209 N. Whiting	\$100.00	97
5871	Sister's Trading Co.	410 Padre Blvd.	\$100.00	100
5885	Tom & Jerry's	3212 Padre Blvd.	\$100.00	100
5886	Palm Street Pier	204 W. Palm	\$100.00	93
5887	Bridge Point "La Palapa"	334 Padre Blvd	\$100.00	100
5888	Café Kranzler	2412 Padre Blvd.	\$100.00	100
5889	Clayton's Beach Bar & Grill	6900 Padre Blvd.	\$100.00	95
5890	Dairy Queen	2401 Padre Blvd.	\$100.00	100
5891	Gabriella's	700 Padre Blvd.	\$100.00	100
5892	Kelly's	101 E. Morningside	\$100.00	100
5893	Breakaway Cruises	33384 State Park Rd.	\$100.00	100
5894	Island Market	5012 Padre Blvd.	\$100.00	100
5895	Denny's #8653	1100 Padre Blvd.	\$100.00	90
5896	Daddy's	1808 Padre Blvd.	\$100.00	100
5898	Chef's	3305 Padre Blvd.	\$100.00	100
5899	La Hacienda	202 W. Tarpon	\$100.00	89
5828	Calesa	1004 Padre Blvd	\$0.00	Compliance
5830	Senor Donkey	4215 Padre Blvd.	\$0.00	Compliance
5831	Dirty Al's	33396 Park Rd.	\$0.00	Compliance
5864	Scampi's	206 W. Aries	\$0.00	Compliance
5868	Paulino's Restaurant	4600 Padre Blvd.	\$0.00	Compliance
5870	Jim's Pier	209 N. Whiting	\$0.00	Compliance
5886	Palm Street Pier	204 W. Palm	\$0.00	Compliance
5889	Clayton's Beach Bar & Grill	6900 Padre Blvd.	\$0.00	Compliance
5895	Denny's #8653	1100 Padre Blvd.	\$0.00	Compliance
5899	La Hacienda	202 W. Tarpon	\$0.00	Compliance
	Total Compliance	10	\$0.00	
	Field Investigations	1	\$0.00	
	Total Establishment Permits (annual)	22	\$2,200.00	
	Total Health Inspections	33	\$2,200.00	



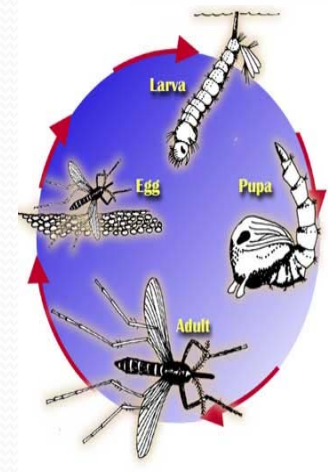
If you eat food contaminated with Listeria, you could get so sick that you have to be hospitalized. Those most at risk for listeriosis include pregnant women, older adults, and people with compromised immune systems. Listeria is linked to foods such as deli meats, hot dogs, smoked seafood and store-prepared deli salads. These are all ready-to-eat foods. Listeria germs can grow and spread in the refrigerator. To protect yourself from Listeria: Keep Refrigerated Foods Cold (40° F or lower and the freezer at 0° F or lower), Clean Refrigerator Regularly, Clean Kitchen Surfaces and Wash Hands Often.

Mosquito Management Stats

June 2013



# Represents Amount of Times Performed	June 2013	May 2013	June 2012
Altosid/BTI (larviciding)	3	10	34
Adulticide Spraying hrs	2	0	18
Scheduled for Adulticide	60	58	52
Landing Rate Counts	0	0	5
Mosquito concerns	3	0	3
Training for Spraying	0	0	1
Work done in chemical room	9	0	4
Totals :	77	58	117



Mosquito Fast Facts

1. In the interest of science, Arctic researchers uncovered their chests, arms, and legs and reported as many as 9000 mosquito bites per person, per minute. At this rate, and unprotected human would lose one half of his blood supply in approximately 2 hours.
2. Some people are more attractive to mosquitoes than others. It is not clear why, but probably has something to do with the 300 odd chemicals produced by the skin.
3. A mosquito can smell the carbon dioxide you exhale from about 60 to 75 feet away.
4. Most mosquitoes do not fly very far from their larval habitat, but the salt marsh mosquito migrates 75 to 100 miles over the course of its life.

http://www.fightthebitecolorado.com/top_ten_facts.pdf



City of South Padre Island

Code Enforcement Stats

June 2013

	Jun-13	May-13	Jun-12
Beach Patrol Section C TIME'S X HOURS/ MIN.	37 x 33.15 hrs	22 x 21 hrs	20 x 21 hrs
BFI Bundle/Brush Locations (Sec. 9-17)	22	29	8
Commercial Act on ROW (Sec. 13-18)	1	0	0
Camping Prohibited (Sec. 12-13)	4	0	0
Concern citizens/Ordinance Info. (Code 5)	457	257	271
Conduct of public auction	0	11	0
Containers Required (Sec 9-13)	1	1	0
Debris/Misc. on Roadway Removed	31	1	131
Effluent Discharge (Sec. 10-1)	6	1	2
Enclosures Proper/Screened (Sec. 9-13(B)(5))	3	0	0
Glass on Beach (Sec. 12-7)	20	6	16
Graffiti (4-61)	4	0	0
Hotel Room Inspection (341.066)	1	1	0
Littering Prohibited (Sec. 9-3)	16	1	1
Lost Child/Adult on the Beach	3	4	0
Maintenance of Signs (Sec. 15-11(B,C)) (15-2)	2	4	1
Monitor for Camping (Sec. 12-3)	2	0	0
Noises--Loud, disturbing, etc. prohibited (Sec.12-2)	2	1	2
Noises Monitor - Loud disturbing, etc. Prohibited (Code 11 Sec. 12-2)	3	0	0
Outdoor Display (Sec. 20-11.1)	0	2	0
Overfilled Dumpsters (9-12a)	1	0	30
Overgrown weeds on commercial property(Sec.4-56)	4	6	11
Owners to maintain clean premises (Sec.9-12)	12	28	28
Parking Lot Regulations (Sec. 20-3)	0	1	0
Patrol by (Code 11)	4	0	18
Permit Req. for work within right of ways (16-1)	0	1	0
Permit Req. on Signs (Sec. 15-3)	13	15	21
Plastic Bag/workshop information	0	0	6
Possession/Consumption of alcoholic beverages	1	0	0
Premises Identification (4-64)	5	0	0
Prohibited Banner/Sign (Sec. 15-5)	5	22	0
Recreational Vehicle/Mobile Equip. (Sec. 20-11C)	3	0	0
Regulation of Plastic Bags (Sec. 12-30)	0	1	0
Regulation of Shade Devices and Chairs on the Public Beach (13-24)	48	4	11
Residential Lighting and Glare Standards (Sec.12-25)	0	1	0
Riding on Vehicle not inteded passengers (12-16)	1	0	0
Sign Standards (Sec. 15-7)	0	0	2
Soliciting from beach (Sec. 13-17)	1	0	0
Soliciting from ROW (Sec. 13-18)	1	0	0
Soliciting from vehicle	0	0	5

Stagnant Water (Sec.9-4)	2	0	1
Street Light Survey	0	1	0
Survey on Natural Habitat	7	0	0
Vehicle on Beach (Sec. 18-4)	0	1	0
Water Leak	1	0	1
Weedy Lots (Sec. 9-6)	54	1	154
Weedy Lot Letters	85	0	138
Follow up on Addresses	1	0	0
Follow up on Banners/Signs/Required Signs	116	90	26
Follow up on brush and debris	13	1	31
Follow up on custom garment	0	0	4
Follow up on damage dumpster (Sec 9-13B)	2	0	0
Follow up on Hotel Room Inspection (341.066)	1	1	0
Follow up on Effluent Discharge/Stagnant	5	0	2
Follow up on Enclosures	3	3	0
Follow up on Littering (sec 9-3)	5	2	1
Follow up on Noise (Sec. 12-2)	2	1	2
Follow up on Overfilled dumpsters	1	0	0
Follow up on Parking Regulations (Sec. 20-3)	0	1	0
Follow up on Property Cleanup	23	1	7
Follow up on Shade Device Ordinance	10	0	1
Follow up on Stagnant Water	2	0	0
Follow up on trash service required	0	0	2
Follow up on Water Leak	1	0	1
Follow up on Weedy Lot/Weedy Businesses	183	23	18
Follow up on Window Signs	1	0	0
Total for Follow-Ups	369	123	95
CALLS FOR SERVICE	1195	524	953
NOTICE OF COMPLY ISSUED	7	29	37
WARNINGS ISSUED	22	3	10
CITATIONS ISSUED	15	2	5

Recycling Stats June 2013

Plastic bottle cap recycling 101

Why haven't you always been able to recycle plastic caps with plastic bottles, you ask? While most plastic soda and water bottles are made from PET #1 plastic, their caps are most commonly made from polypropylene, or plastic #5. These two different types of plastic melt at different temperatures during the recycling process and therefore, need to be processed separately.

The simple act of leaving a cap on the bottle has also traditionally created problems at the sorting facility. When bottles are crushed for shipment, caps can shoot off at high speeds, causing a safety hazard for recycling workers. Or if the bottles aren't crushed but caps are left on, the bottles retain air and take up too much space, meaning fewer bottles can be transported for recycling.

But the Closure and Container Manufacturers Association (CCMA) and the Association of Postconsumer Plastic Recyclers (APR) say that many of these technical issues have been resolved and recently launched the joint "Caps On" initiative to educate consumers, cities and waste management companies about plastic cap recycling.

Recycling processing equipment has improved over the years, the organizations say, allowing bottles with caps on to be compressed without the projectile issue and the two materials to later be divided into their separate plastic streams. With these technical advancements, leaving caps on the bottles may actually make the recycling process run more smoothly for sorting facilities, the organizations found.

Due to their small size, plastic caps not attached to a bottle may fall through the cracks of the facility's mechanical sorting line, ending up with other debris headed for the landfill, says Mike Cappelli, marketing manager for NOVA Chemicals and CCMA board member. Cappelli also points out that workers on the manual sorting line, who have a split second to identify and grab a material, might also miss the tiny caps.

Both of these problems would be solved by allowing consumers to twist caps back on the bottles before tossing them in the recycling bin – which may have the added benefit of increasing the amount of material that gets recycled, he says.

"Studies show that when there are simpler instructions for recycling, consumers are more apt to recycle," Cappelli says.

<http://earth911.com/recycling> (March 8, 2012)

# Represents Pounds Recycled of each product	June 2013	May 2013
Cardboard	1,516	1,599
Plastic	324	669
Paper	1290	1,511
Tin	35	50
Aluminum	66	94
Totals :	3,321	3,923

