

<b>Animal Control Stats</b>	<b>May 2013</b>	<b>May 2012</b>	<b>April 2013</b>
Animal Bite / Scratch	0	1	0
Animal Cruelty Concern	1	3	0
Animals Placed in Quarantine	0	0	0
Animals Released to Wild	16	3	29
ANIMALS RELEASED TO FRIEND OF THE ANIMAL/SEALIFE CENTER	18	31	35
Barking Dog Complaint	0	3	0
Beached/Dead Animal (Signal 0)	10	27	8
Bees	0	1	0
Cat or Dog Returned to Owner	1	0	6
Clean Up After Pets	0	0	2
Coyote Concern(s)	0	0	0
Injured Animal (s)	7	2	7
Loose Canine or Cats (s)	10	35	17
Lost Dog or Cat Reported	0	7	6
Monitor Trap Set by Code	8	0	0
Owners to Vaccinate	0	0	3
Patrol for Owners Not Cleaning Up After Pets	38	156	67
Removed from Vehicle, Garage/Other	0	0	14
Scan Animal for Microchip	2	0	2
Snake Concern	5	0	2
Training for Animal Control Equipment	7	0	2
Traps Issued or Returned	2	2	10
Trap Maintenance	0	6	5
Traps Set Up by Code Enforcement	0	10	8
Unlawful Restraint of Dog(s)	0	0	1
Welfare Concern	1	0	5
Wildlife Investigation	0	1	0
Follow up on Animal Bites / Scratch	0	1	0
Follow up on Animal Cruelty	0	0	2
Follow up on Bees	0	1	0
Follow up on Barking Dog(s)	0	0	3
Follow up on Cleaning up after Pets	0	0	3
Follow up on Loose Dog or Cat	0	3	6
Follow up on Loose Dog(s) or Cat(s) Complaint	0	0	1
Follow up on Lost Dog / Cat Reported	0	2	5
Follow up on Owners to Vaccinate Pet(s)	4	0	6
Follow up on Quarantine Case	0	0	5
Follow up on Welfare Concern	0	0	5
<b>TOTALS</b>	<b>122</b>	<b>295</b>	<b>265</b>



## How hot is it in your car?



Summer is HERE and we all love to take our pets with us to the beach, on vacation, or as we run errands.




Even though we may feel comfortable waiting in a car with the windows down and a nice breeze flowing through, or little furry buddies may not be so comfortable. To get a sense of how a German Shepherd would feel in a car without air conditioning, put on a nice warm winter coat and sit in a car without air conditioning. On a crisp 95 degree day, it will not take long before you are wanting to get out of that coat.

So what are your options?


- Leave the pet at home or with a sitter.
- If you must leave your pet in a vehicle, have another responsible person stay with the pet.
- ALWAYS provide fresh, cool water, food and adequate shelter.

# ENVIRONMENTAL HEALTH SERVICES DEPARTMENT

HEALTH STATS  
MAY 2013



PERMIT #	ESTABLISHMENT	ADDRESS	PERMIT FEE	Re-Inspection/Score
5824	Three Flags Over Padre	1201 Padre Blvd.	\$100.00	100
5829	Whataburger	3509 Padre Blvd	\$100.00	100
5846	Laguna Bob's	2401 Laguna Blvd.	\$100.00	100
5847	Yalla Habibi	3112 Padre Blvd.	\$100.00	93
5850	La Copa Inn and Suites	350 Padre Blvd	\$100.00	93
5851	La Copa Cabana Bar & Grill	350 Padre Blvd	\$100.00	93
5852	Wanna-Wanna	5100 Gulf Blvd	\$100.00	100
5854	Palapa Bar & Grill @ Pearl	310 Padre Blvd.	\$100.00	100
5855	Beachside Bar & Grill @ Pearl	310 Padre Blvd.	\$100.00	93
5857	Playa Bar & Grill	340 Padre Blvd.	\$100.00	100
5858	Beachside Inn & Suites	4500 Padre Blvd	\$100.00	97
5859	Karla's Katering	5009 Padre Blvd.	\$100.00	100
5860	Padre Island Brewing Company	3400 Padre Blvd	\$100.00	96
5861	Nami Cuisine	2300 Padre Blvd.	\$100.00	96
5862	Super 8 Motel	4205 Padre Blvd.	\$100.00	100
5863	Pleasure Island	2600 Padre Blvd.	\$100.00	100
5869	LA QUINTA	7000 Padre Blvd.	\$100.00	94
5872	Travelodge	6200 Padre Blvd.	\$100.00	100
5874	La Quinta Beach Club	7000 Padre Blvd.	\$100.00	93
5847	Yalla Habibi	3112 Padre Blvd.	\$0.00	Compliance
5850	La Copa Inn and Suites	350 Padre Blvd	\$0.00	Compliance
5851	La Copa Cabana Bar & Grill	350 Padre Blvd	\$0.00	Compliance
5855	Beachside Bar & Grill @ Pearl	310 Padre Blvd.	\$0.00	Compliance
5858	Beachside Inn & Suites	4500 Padre Blvd	\$0.00	Compliance
5860	Padre Island Brewing Company	3400 Padre Blvd	\$0.00	Compliance
5861	Nami Cuisine	2300 Padre Blvd.	\$0.00	Compliance
5869	La Quinta	7000 Padre Blvd.	\$0.00	Compliance
5874	La Quinta Beach Club	7000 Padre Blvd.	\$0.00	Compliance
	<b>Total Compliance</b>	<b>9</b>	<b>\$0.00</b>	
	<b>Field Investigations</b>	<b>0</b>	<b>\$0.00</b>	
	<b>Farmer's Market Permits</b>	<b>0</b>	<b>\$0.00</b>	
	<b>Total Temporary Inspections</b>	<b>0</b>	<b>\$0.00</b>	
	<b>Total Establishment Permits (annual)</b>	<b>19</b>	<b>\$1,900.00</b>	
	<b>Total Health Inspections</b>	<b>28</b>	<b>\$1,900.00</b>	



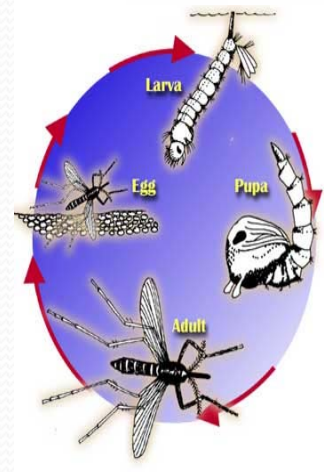


# Mosquito Management Stats

## May 2013



# Represents Amount of Times Performed	May 2013	April 2013	May 2012
Altosid/BTI (larviciding)	10	11	0
Adulticide Spraying hrs	0	0	0
Scheduled for Adulticide	58	60	60
Landing Rate Counts	0	15	0
Larval Counts	0	0	3
Mosquito concerns	0	0	2
Training for Spraying	0	0	2
Work done in Chemical room	0	0	3 x 2.5 hours
Totals :	0	86	70



### Mosquito Fast Facts

1. In the interest of science, Arctic researchers uncovered their chests, arms, and legs and reported as many as 9000 mosquito bites per person, per minute. At this rate, and unprotected human would lose one half of his blood supply in approximately 2 hours.
2. Some people are more attractive to mosquitoes than others. It is not clear why, but probably has something to do with the 300 odd chemicals produced by the skin.
3. A mosquito can smell the carbon dioxide you exhale from about 60 to 75 feet away.
4. Most mosquitoes do not fly very far from their larval habitat, but the salt marsh mosquito migrates 75 to 100 miles over the course of its life.

[http://www.fightthebitecolorado.com/top\\_ten\\_facts.pdf](http://www.fightthebitecolorado.com/top_ten_facts.pdf)



# City of South Padre Island

## Code Enforcement Stats

### May 2013

	May-13	Apr-13	May-12
<b>Beach Patrol Section C TIME'S X HOURS/ MIN.</b>	22 x 21 hrs	10x 6hr 20min	22 x 27 hrs
<b>BFI Bundle/Brush Locations (Sec. 9-17)</b>	29	13	6
<b>Concern citizens/Ordinance Info. (Code 5)</b>	257	301	515
<b>Conduct of public auction</b>	11	0	0
<b>Containers Required (Sec 9-13)</b>	1	1	4
<b>Debris/Misc. on Roadway Removed</b>	1	101	108
<b>Effluent Discharge (Sec. 10-1)</b>	1	10	8
<b>Enclosures Proper/Screened (Sec. 9-13(B)(5))</b>	0	3	9
<b>Glass on Beach (Sec. 12-7)</b>	6	0	30
<b>Graffiti (4-61)</b>	0	0	2
<b>Hotel Room Inspection (341.066)</b>	1	1	0
<b>Littering Prohibited (Sec. 9-3)</b>	1	33	18
<b>Lost Child/Adult on the Beach</b>	4	0	0
<b>Maintenance of Signs (Sec. 15-11(B,C)) (15-2)</b>	4	1	6
<b>Noises--Loud, disturbing, etc. prohibited (Sec.12-2)</b>	1	0	3
<b>Noises Monitor - Loud disturbing, etc. Prohibited (Code 11 Sec. 12-2)</b>	0	0	1
<b>Outdoor Display (Sec. 20-11.1)</b>	2	0	0
<b>Overfilled Dumpsters (9-12a)</b>	0	1	29
<b>Overgrown weeds on commercial property(Sec.4-56)</b>	6	5	2
<b>Owners to maintain clean premises (Sec.9-12)</b>	28	11	27
<b>Parking Lot Regulations (Sec. 20-3)</b>	1	0	0
<b>Patrol by (Code 11)</b>	0	0	18
<b>Permit Req. for work within right of ways (16-1)</b>	1	0	0
<b>Permit Req. on Signs (Sec. 15-3)</b>	15	6	9
<b>Premises Identification (4-64)</b>	0	17	0
<b>Prohibited Banner/Sign (Sec. 15-5)</b>	22	9	4
<b>Regulation of Plastic Bags (Sec. 12-30)</b>	1	0	0
<b>Regulation of Shade Devices and Chairs on the Public Beach (13-24)</b>	4	0	22
<b>Residential Lighting and Glare Standards (Sec.12-25)</b>	1	0	0
<b>Regulation of Special Lighting (Sec 12-27)</b>	0	0	5
<b>Sign Standards (Sec. 15-7)</b>	0	4	5
<b>Stagnant Water (Sec.9-4)</b>	0	2	1
<b>Street Light Survey</b>	1	8	0
<b>Survey on Natural Habitat</b>	0	26	34
<b>Vehicle on Beach (Sec. 18-4)</b>	1	0	0
<b>Weedy Lots (Sec. 9-6)</b>	1	31	50
<b>Weedy Lot Letters</b>	0	0	39
<b>Follow up on Addresses</b>	0	3	2
<b>Follow up on Banners/Signs/Required Signs</b>	90	48	20

Follow up on brush and debris	1	29	5
Follow up on Container Required (9-13A)	0	3	0
Follow up on damage dumpster (Sec 9-13B)	0	0	1
Follow up on dumpsters required	0	3	0
Follow up on Hotel Room Inspection (341.066)	1	1	0
Follow up on Effluent Discharge/Stagnant	0	7	6
Follow up on Enclosures	3	3	3
Follow up on Littering (sec 9-3)	2	27	2
Follow up on Noise (Sec. 12-2)	1	0	6
Follow up on Outdoor Display	0	1	0
Follow up on Overfilled dumpsters	0	1	28
Follow up on Parking Regulations (Sec. 20-3)	1	0	0
Follow up on Property Cleanup	1	21	22
Follow up on Shade Device Ordinance	0	2	2
Follow up on Stagnant Water	0	3	2
Follow up on Water Leak	0	3	0
Follow up on Weedy Lot/Weedy Businesses	23	65	92
<b>Total for Follow-Ups</b>	<b>123</b>	<b>220</b>	<b>191</b>
<b>CALLS FOR SERVICE</b>	<b>524</b>	<b>804</b>	<b>1146</b>
<b>NOTICE OF COMPLY ISSUED</b>	<b>11</b>	<b>29</b>	<b>47</b>
<b>WARNINGS ISSUED</b>	<b>1</b>	<b>3</b>	<b>14</b>
<b>CITATIONS ISSUED</b>	<b>1</b>	<b>2</b>	<b>2</b>

# Recycling Stats May 2013

## What's the Most Recycled Product in the U.S.?

Perhaps the most common manifestation of our urge to be "green" these days is recycling. After all, it makes intuitive sense to get the most use out of any given object. And when it's applied, recycling generally works as designed, turning waste paper into fresh paper or old aluminum cans into new ones.

But how much of our waste really gets recycled? According to the EPA, roughly one third of our total trash is reused, a percentage that has grown every year since the first Earth Day in 1970--and really took off in the 1990s.

The most recycled product? It's not aluminum cans--only half are recycled. Or even office paper, at more than 70 percent. It's the lead acid batteries from your car. More than 99 percent of such batteries wind up recycled, keeping toxic lead out of landfills and waterways.

That's a good thing as long as the recycling is done properly. Unfortunately, dismantling old lead acid batteries incorrectly is one of the 10 worst pollution problems for the globe, according to the Blacksmith Institute. And that's no way to celebrate Earth Day.

Taken from [www.scientificamerican.com](http://www.scientificamerican.com) April 22, 2010

# Represents Pounds Recycled of each product	May 2013	April 2013
Cardboard	1,599	1,908
Plastic	669	1,047
Paper	1,511	3,487
Office Waste	(Included in Paper)	(Included in Paper)
Tin	50	157
Aluminum	94	154
Totals :	3,923	6,753

