



What is rabies?

Which animals have it? Can I get it from touching an animal?

"There's a opossum in my trash can, and it has rabies!" That's a common exclamation that Animal Control Officers hear from residents and visitors. The truth is...it's unlikely for a opossum to be rabid. Furthermore, it's a very low probability that any of the raccoons, coyotes, feral cats, and other wildlife are rabid. Texas, as well as a majority of other states have regulated and controlled rabies transmission so well, that you are more likely to encounter a rabid skunk or bat, than a coyote.

Taken from www.cdc.gov: Rabies is a preventable viral disease of mammals most often transmitted through the bite of a rabid animal. The rabies virus infects the central nervous system, ultimately causing disease in the brain and death. The early symptoms of rabies in people are similar to that of many other illnesses, including fever, headache, and general weakness or discomfort. As the disease progresses, more specific symptoms appear and may include insomnia, anxiety, confusion, slight or partial paralysis, excitation, hallucinations, agitation, hyper salivation (increase in saliva), difficulty swallowing, and hydrophobia (fear of water).

All warm-blooded animals (mammals) may contract rabies through the transfer of saliva in to the blood. It may also be transmitted through contamination of mucus membranes, and corneal and organ transplants. The transfer of rabies from the skin or flesh of an infected animal is highly unlikely. Remember, the virus is passed through contaminated saliva, and the virus has to make its way in to the blood stream or mucus membrane.

Help us **STOP THE SPREAD OF RABIES**
Remember to keep your pets vaccinated against rabies on a regular basis, either annually or every 3 years. Check with your licensed veterinarian for the best treatment for your pet. Also, if you come in to contact with any animal that you are unsure of, call your local Animal Control Officer. Our office number is 956-761-3226 After hours call 956-761-5454

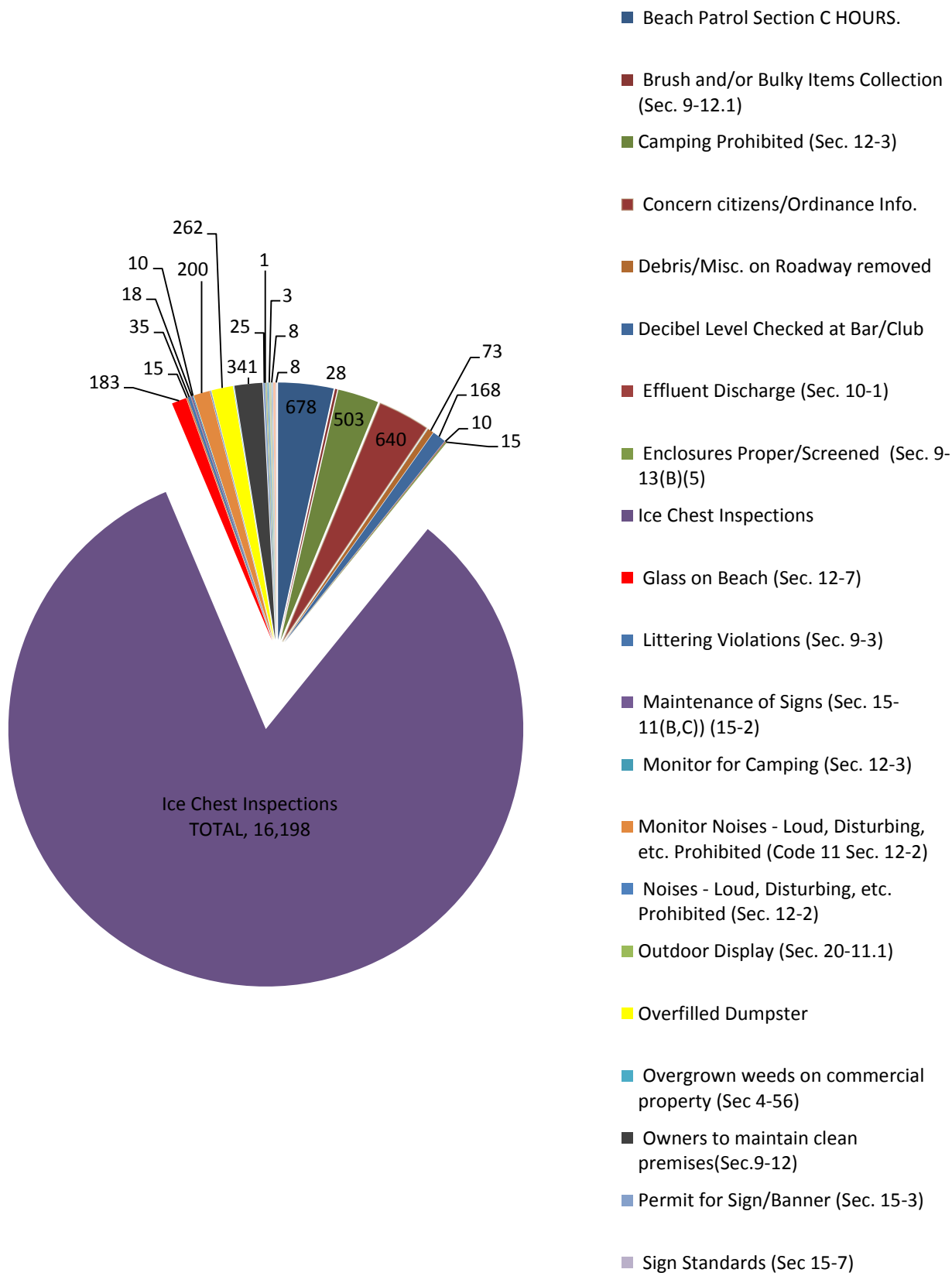
Animal Control Stats	March 2013	March 2012	February 2013
Animal Bite / Scratch	2	0	1
Animal Cruelty Concern	1	2	1
Animals Placed in Quarantine	2	0	0
Animals Released to Wild	11	14	7
ANIMALS RELEASED TO FRIEND OF THE ANIMAL/SEALIFE CENTER	30	35	17
Barking Dog Violation (Citation Issued)	0	0	0
Beached/Dead Animal (Signal 0)	6	22	23
Cat or Dog Returned to Owner	6	2	7
Clean Up After Pets	1	5	0
Coyote Concern(s)	0	1	0
Injured Animal (s)	6	7	8
Loose Canine or Cats (s)	16	0	15
Loose Dog or Cat Complaints	0	2	0
Lost Dog or Cat Reported	7	0	2
Owners to Vaccinate	0	1	0
Patrol for Owners Not Cleaning Up After Pets	144	164	106
Removed from Vehicle, Garage/Other	11	1	0
Scan Animal for Microchip	3	1	0
Snake Concern	1	2	0
Training for Animal Control Equipment	0	1	0
Traps Issued or Returned	7	5	2
Trap Maintenance	0	20	0
Traps Set Up by Code Enforcement	5	6	3
Unlawful Restraint of Dog(s)	0	0	0
Welfare Concern	1	1	3
Follow up on Animal Bites / Scratch	1	2	4
Follow up on Animal Cruelty	10	0	0
Follow up on Barking Dog(s)	1	1	0
Follow up on Cleaning up after Pets	1	1	0
Follow up on Loose Dog or Cat	5	4	0
Follow up on Loose Dog(s) or Cat(s) Complaint	5	4	0
Follow up on Lost Dog / Cat Reported	6	1	2
Follow up on Owners to Vaccinate Pet(s)	2	2	0
Follow up on Quarantine Case	4	6	1
Follow up on Welfare Concern	0	0	2
TOTALS	295	312	204

City Of South Padre Island

March 2013 Code Enforcement Stats

CODE ENFORCEMENT:	TOTAL	CODE ENFORCEMENT:	TOTAL
Beach Patrol Section C HOURS.	678	Temporary Parking (Sec. 13-22)	3
Brush and/or Bulky Items Collection (Sec. 9-12.1)	28	Temporary Structures (Sec. 20-11D)	1
Camping Prohibited (Sec. 12-3)	503	Vehicle on beach (Sec. 18-4)	1
Concern citizens/Ordinance Info.	640	Weedy Lots (Sec. 9-6)	69
Containers Required (Sec. 9-13 A)	3	Taxis (Sec's 11-14, 11-10)	10
Debris/Misc. on Roadway removed	73	Street Light Survey	17
Decibel Level Checked at Bar/Club	168	Survey on Natural Habitat	27
Effluent Discharge (Sec. 10-1)	10		
Enclosures Proper/Screened (Sec. 9-13(B)(5))	15	Follow up on Address	12
Ice Chest Inspections	16,198	Follow up on Banners / Signs / Required Signs	55
Glass on Beach (Sec. 12-7)	183	Follow Up on Brush and debris	28
Graffiti (Sec.12-21)	15	Follow up on Containers Required (9-13A)	3
Littering Violations (Sec. 9-3)	35	Follow up on Damaged Dumpster (Sec 9-13(B))	2
Loitering (Sec. 12-18)	4	Follow up on Dumpsters Required	2
Lost Child / Adult on the Beach	2	Follow up on Effluent Discharge	2
Maintenance of Signs (Sec. 15-11(B,C)) (15-2)	18	Follow up on Enclosures	3
Monitor for Camping (Sec. 12-3)	10	Required Signs (Sec. 15-2 (61))	1
Monitor Noises - Loud, Disturbing, etc. Prohibited (Code 11 Sec. 12-2)	200	Follow up on Littering (Sec. 9-3)	35
Noises - Loud, Disturbing, etc. Prohibited (Sec. 12-2)	9	Follow up on Noise (Sec. 12-2)	60
Open fires on beach (Sec. 8-7)	1	Follow up on Outdoor Display	1
Outdoor Display (Sec. 20-11.1)	2	Follow up on Overfilled Dumpsters	262
Overfilled Dumpster	262	Follow up on Property Cleanup	341
Overgrown weeds on commercial property (Sec 4-56)	4	Follow up on Recreational Vehicles	3
Owners to maintain clean premises(Sec.9-12)	341	Follow up on Shade Device Ordinances	1
Permit for Sign/Banner (Sec. 15-3)	25	Follow up on Soliciting	1
Permits and Exemptions (Sec. 10-12)	1	Follow up on Stagnant Water	2
Possession/Consumption of alcoholic beverages in Prohibited	15	Follow up on Temporary Structure	1
Premises Identification (Sec. 4-64)	7	Follow up on Weedy Lot/Weedy Businesses	69
Prohibited Banner/Sign (Sec. 15-5)	21	Follow up on Window Signs (15-2(72))	18
Recreational Vehicles/Mobile Equip.(Sec 20-11 C)	3	Total for Follow-Ups	902
Regulation of temp. special lighting (Sec. 12-27)	1		
Regulation of Shade Devices and Chairs on the Public Beach (13-24)	1	CALLS FOR SERVICE	3,549
Riding on vehicle not intended for passengers Sec.(12-16)	20		
Sign Standards (Sec 15-7)	8	NOTICE TO COMPLY ISSUED	94
Soliciting from beach (Sec. 13-17)	12		
Soliciting from R.O.W. (Sec. 13-18)	32	WARNINGS ISSUED	44
Soliciting from vehicle (Sec. 13-20)	8		
Stagnant Water (Sec 9-4)	2	CITATIONS ISSUED	123
Vehicle on beach (Sec. 18-4)	1		
PART-TIMERS CLICKS	12,073	FULL-TIMERS CLICKS	4,125

City Of South Padre Island March 2013 Code Enforcement Stats TOTAL



ENVIRONMENTAL HEALTH SERVICES DEPARTMENT

HEALTH STATS
MARCH 2013

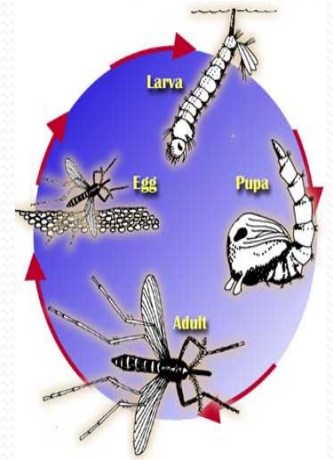


PERMIT #	ESTABLISHMENT	ADDRESS	PERMIT FEE	Re-Inspection/Score
5782	Isla Grand Beach Resort (Grill)	500 Padre Blvd	\$100.00	92
5793	Stripes	2000 Padre Blvd.	\$100.00	95
5795	Subway	410 Padre Blvd.	\$100.00	100
5809	Chaos	1601 Padre Blvd.	\$100.00	93
5816	Parrot Eyes	5801 Padre Blvd.	\$100.00	93
5817	Jake's Food Shack	400 Padre Blvd	\$100.00	97
5818	Jake's Poolside Bar	400 Padre Blvd	\$100.00	100
5819	Sea Ranch Restaurant	1 Padre Blvd.	\$100.00	96
5825	Wing Stop	3900 Padre Blvd.	\$100.00	94
5826	Sparacino's	1817 Padre Blvd.	\$100.00	100
5827	Island Baptist Church	107 W Mesquite	\$0.00	Temp
5832	Ceda Chocolate	8605 Padre Blvd.	Farmer Mkt	100
5833	Araceli Sanchez	8605 Padre Blvd.	Farmer Mkt	100
5782	Isla Grand Beach Resort (Grill)	500 Padre Blvd	\$0.00	Compliance
5793	Stripes	2000 Padre Blvd.	\$0.00	Compliance
5809	Chaos	1601 Padre Blvd.	\$0.00	Compliance
5816	Parrot Eyes	5801 Padre Blvd.	\$0.00	Compliance
5817	Jake's Food Shack	400 Padre Blvd	\$0.00	Compliance
5819	Sea Ranch Restaurant	1 Padre Blvd.	\$0.00	Compliance
5825	Wing Stop	3900 Padre Blvd.	\$0.00	Compliance
	Total Compliance	7	\$0.00	
	Field Investigations	0	\$0.00	
	Farmer's Market Permits	2	\$0.00	
	Total Temporary Inspections	1	\$0.00	
	Total Establishment Permits (annual)	10	\$1,000.00	
	Total Health Inspections	20	\$1,000.00	

165°F is the temperature value at which vegetative forms of pathogenic bacteria are killed in a few seconds.
(Procedures to Investigate Foodborne Illness, Sixth Edition, 2011)

Mosquito Management Stats

March 2013



# Represents Amount of Times Performed	March 2013	February 2013	March 2012
Altosid/BTI (larviciding)	15	7	0
Adulticide Spraying hrs	0	10 hrs	4 hrs
Scheduled for Adulticide	62	56	62
Landing Rate Counts	0	39	0
Mosquito concerns	0	1	1
Training for Spraying	1 hr	2 hrs	0
Work done in Chemical room	2 hrs	3 x 2.5 hr.	1 hr.
Totals :	80	111	69

Mosquito Fast Facts

1. In the interest of science, Arctic researchers uncovered their chests, arms, and legs and reported as many as 9000 mosquito bites per person, per minute. At this rate, and unprotected human would lose one half of his blood supply in approximately 2 hours.
2. Some people are more attractive to mosquitoes than others. It is not clear why, but probably has something to do with the 300 odd chemicals produced by the skin.
3. A mosquito can smell the carbon dioxide you exhale from about 60 to 75 feet away.
4. Most mosquitoes do not fly very far from their larval habitat, but the salt marsh mosquito migrates 75 to 100 miles over the course of its life.

http://www.fightthebitecolorado.com/top_ten_facts.pdf


Recycling Stats

March 2013

Reuse your soda bottle and make a mosquito trap!

Things You'll Need

- Pot
- Brown sugar
- Yeast
- 2-liter soda bottle
- Sharp knife
- Masking tape
- Black paper



Instructions

1. Mix 1 cup of water with 2/3 cup of brown sugar in a pot.
2. Heat the mixture until the brown sugar is completely dissolved.
3. Place the pot in the refrigerator until it is at least at room temperature.
4. Add 1 tablespoon of yeast to the pot and stir it in.
5. Use a sharp knife to cut the top 1/3 from an empty soda bottle. Make the cut at the place where the funnel curves out and meets the body of the bottle.
6. Pour the sugar and yeast mixture into the bottom of the bottle.
7. Nest the top of the bottle upside down inside the bottom of the bottle. This creates a funnel leading into the bottom of the bottle.
8. Tape the top and bottom of the bottle together with masking tape.
9. Tape black construction paper around the outside of the bottle, covering the sides completely.
10. Set the trap in a place where you have mosquitoes. The mosquitoes will be drawn to the sugar and yeast mixture, but once they are in the trap, they are unable to find their way out.

Courtesy of www.ehow.com

Photo courtesy of www.diy.com

# Represents Pounds Recycled of each product	March 2013	February 2013
Cardboard	2,133	1,450
Plastic	1,178	880
Newspaper	920	665
Office Waste	3,157	330
Tin	223	55
Aluminum	307	85
Totals :	7,918	3,465

