



SOUTH PADRE ISLAND FIRE DEPARTMENT

To: Ms. Joni Clarke, City Manager
From: Burney Baskett, Fire Chief
Date: May 2, 2012
Subject: Monthly Report

SOUTH PADRE ISLAND FIRE DEPARTMENT EMERGENCY RESPONSES APRIL 2012

	<u>2012</u>	<u>2011</u>	<u>2010</u>
YEAR TO DATE	843	726	570
TOTAL FOR MONTH	204	171	119
YEAR TO DATE DOLLAR LOSS	\$3,500.00	\$365,250.00	\$78,700.00

Should you have any questions, please feel free to contact me.

BB/yhc

South Padre Island Fire Department

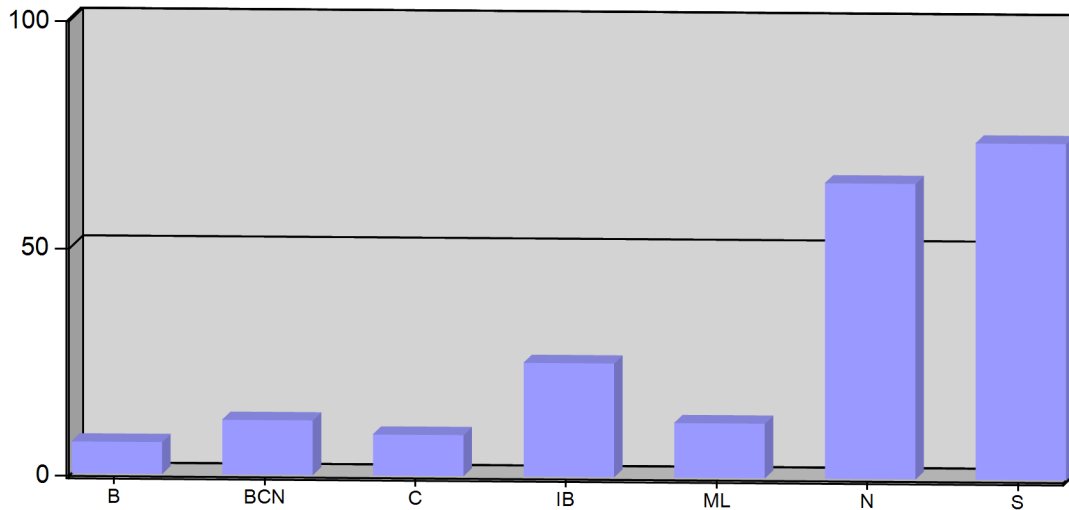
South Padre Island, TX

This report was generated on 5/2/2012 9:25:41 AM



Incident Count per Zone for Date Range

Start Date: 04/01/2012 | End Date: 04/30/2012



ZONE	# INCIDENTS
B - Beach -town	7
BCN - Beach -County (North)	12
C - County	9
IB - Isla Blanca	25
ML - Mainland	12
N - North (Town)	65
S - South (Town)	74

TOTAL: 204

Zone information is defined on the Basic Info 3 screen of an incident. Only REVIEWED incidents included.



EMERGENCY REPORTING

emergencyreporting.com

Doc Id: 270

Page # 1

South Padre Island Fire Department

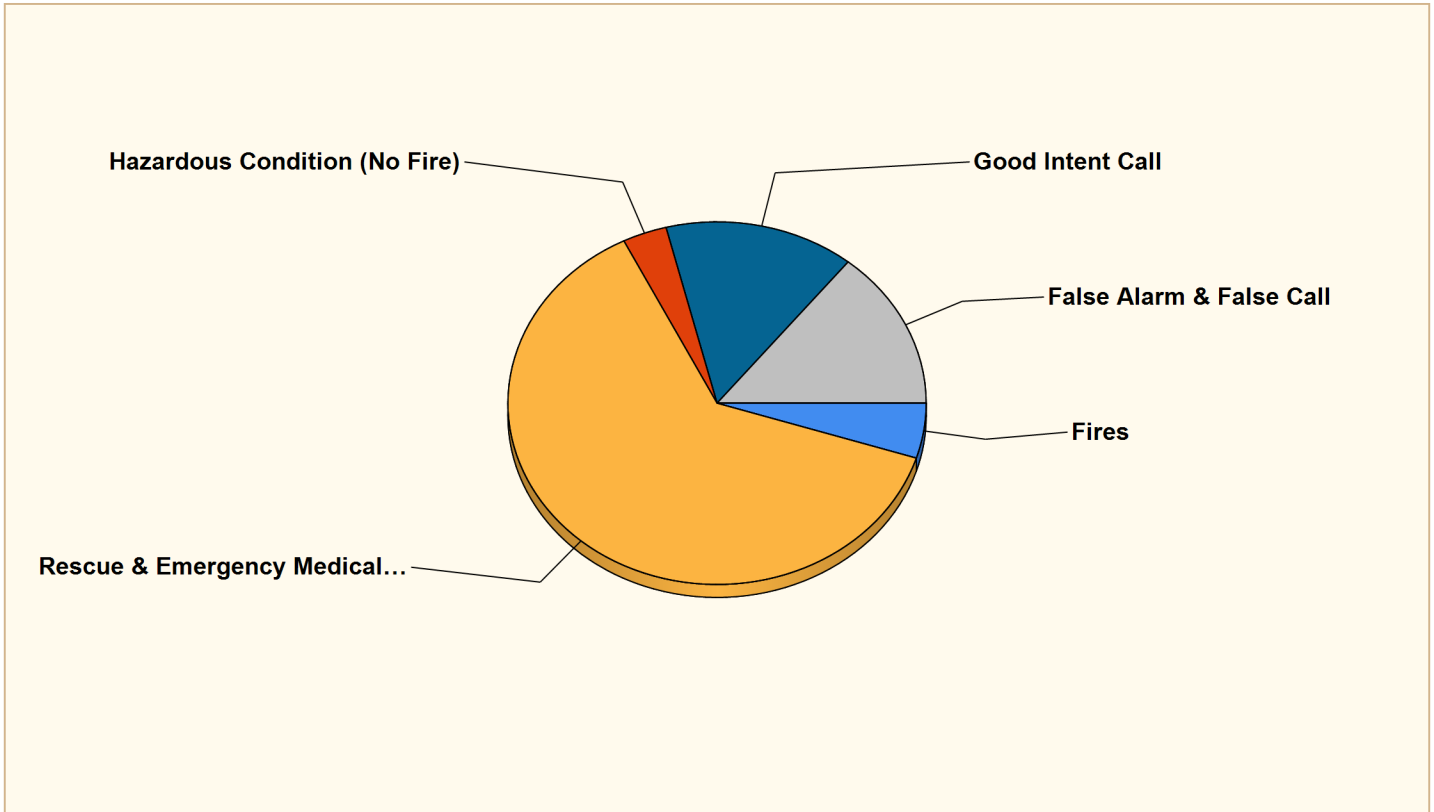
South Padre Island, TX

This report was generated on 5/2/2012 9:25:05 AM



Breakdown by Major Incident Types for Date Range

Start Date: 04/01/2012 | End Date: 04/30/2012



MAJOR INCIDENT TYPE	# INCIDENTS	% of TOTAL
Fires	10	4.90%
Rescue & Emergency Medical Service	128	62.75%
Hazardous Condition (No Fire)	7	3.43%
Good Intent Call	30	14.71%
False Alarm & False Call	29	14.22%
TOTAL	204	100.00%

Only REVIEWED incidents included. Summary results for a major incident type are not displayed if the count is zero.

Detailed Breakdown by Incident Type

INCIDENT TYPE	# INCIDENTS	% of TOTAL
100 - Fire, other	1	0.49%
118 - Trash or rubbish fire, contained	1	0.49%
143 - Grass fire	4	1.96%
150 - Outside rubbish fire, other	3	1.47%
154 - Dumpster or other outside trash receptacle fire	1	0.49%
300 - Rescue, EMS incident, other	1	0.49%
311 - Medical assist, assist EMS crew	34	16.67%
320 - Emergency medical service, other	43	21.08%
321 - EMS call, excluding vehicle accident with injury	32	15.69%
322 - Motor vehicle accident with injuries	5	2.45%
323 - Motor vehicle/pedestrian accident (MV Ped)	1	0.49%
340 - Search for lost person, other	1	0.49%
341 - Search for person on land	1	0.49%
342 - Search for person in water	5	2.45%
353 - Removal of victim(s) from stalled elevator	3	1.47%
364 - Surf rescue	2	0.98%
412 - Gas leak (natural gas or LPG)	1	0.49%
421 - Chemical hazard (no spill or leak)	1	0.49%
444 - Power line down	1	0.49%
445 - Arcing, shorted electrical equipment	4	1.96%
600 - Good intent call, other	16	7.84%
611 - Dispatched & cancelled en route	12	5.88%
622 - No incident found on arrival at dispatch address	1	0.49%
631 - Authorized controlled burning	1	0.49%
700 - False alarm or false call, other	8	3.92%
711 - Municipal alarm system, malicious false alarm	2	0.98%
713 - Telephone, malicious false alarm	1	0.49%
730 - System malfunction, other	9	4.41%
733 - Smoke detector activation due to malfunction	1	0.49%
734 - Heat detector activation due to malfunction	1	0.49%
735 - Alarm system sounded due to malfunction	5	2.45%
740 - Unintentional transmission of alarm, other	1	0.49%
743 - Smoke detector activation, no fire - unintentional	1	0.49%
TOTAL INCIDENTS:	204	100.00%

Only REVIEWED incidents included. Summary results for a major incident type are not displayed if the count is zero.

South Padre Island Fire Department

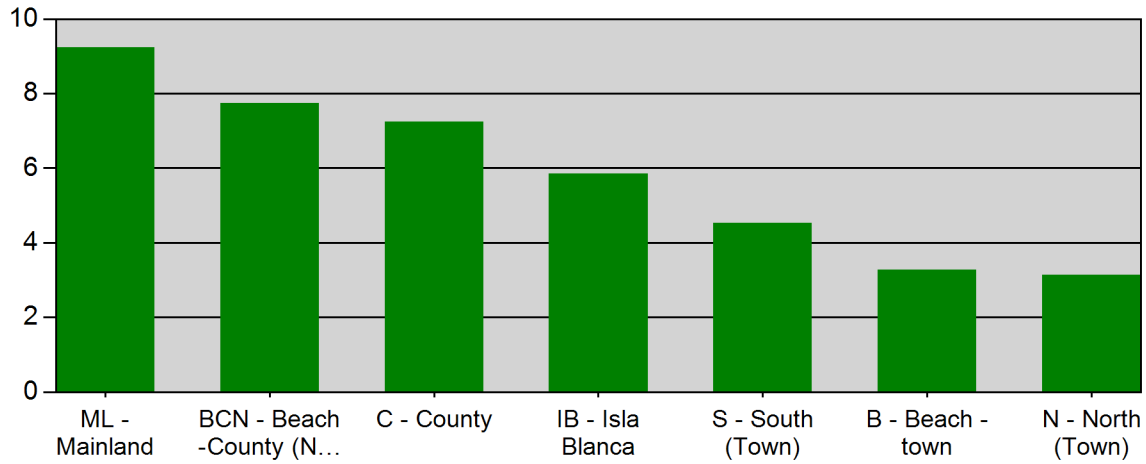
South Padre Island, TX

This report was generated on 5/2/2012 9:24:11 AM



Average Response Time per Zone for Date Range

Start Date: 04/01/2012 | End Date: 04/30/2012



Zone	AVERAGE RESPONSE TIME in minutes (Dispatch to Arrived)
ML - Mainland	9.24
BCN - Beach -County (North)	7.75
C - County	7.24
IB - Isla Blanca	5.86
S - South (Town)	4.53
B - Beach -town	3.27
N - North (Town)	3.13

Only REVIEWED incidents included

South Padre Island Fire/EMS

Disposition Type Breakdown

4/1/2012 to 4/30/2012

Disposition Type Breakdown		
Disposition	Calls	Pct
Assist	0	0%
Call Cancelled	0	0%
Data Transfer	0	0%
Dead on Scene, No Transport	<u>1</u>	1%
Dead on Scene, Transport	0	0%
Disregarded Enroute	0	0%
False Alarm (No Incident Occurred)	0	0%
No Patient Found	0	0%
No treatment, No Transport	<u>44</u>	36%
Patient Care Transferred	<u>1</u>	1%
Personnel Aiding in Transport	0	0%
Standby	0	0%
Transported Lights/Siren	<u>8</u>	7%
Transported Lights/Siren, Downgraded	0	0%
Transported No Lights/Siren	<u>40</u>	33%
Transported No Lights/Siren, Upgraded	0	0%
Treated, Transported by Law Enforcement	0	0%
Treated, Transported by Private Vehicle	0	0%
Treatment, No Transport	<u>29</u>	24%
Total	<u>123</u>	100%

Disposition

- Assist
- Call Cancelled
- Data Transfer
- Dead on Scene, No Transport
- Dead on Scene, Transport
- Disregarded Enroute
- False Alarm (No Incident Occurred)
- No Patient Found
- No treatment, No Transport
- Patient Care Transferred
- Personnel Aiding in Transport
- Standby
- Transported Lights/Siren
- Transported Lights/Siren, Downgraded
- Transported No Lights/Siren
- Transported No Lights/Siren, Upgraded
- Treated, Transported by Law Enforcement
- Treated, Transported by Private Vehicle
- Treatment, No Transport

