



SOUTH PADRE ISLAND FIRE DEPARTMENT



To: Ms. Joni Clarke, City Manager
From: Burney Baskett, Fire Chief
Date: August 1, 2011
Subject: Monthly Report

SOUTH PADRE ISLAND FIRE DEPARTMENT EMERGENCY RESPONSES JULY 2011

| | <u>2011</u> | <u>2010</u> | <u>2009</u> |
|--------------------------|--------------|--------------|--------------|
| YEAR TO DATE | 1281 | 1145 | 1190 |
| TOTAL FOR MONTH | 229 | 233 | 212 |
| YEAR TO DATE DOLLAR LOSS | \$370,500.00 | \$ 81,950.00 | \$113,200.00 |

Should you have any questions, please feel free to contact me.

BB/yhc

South Padre Island Fire Department

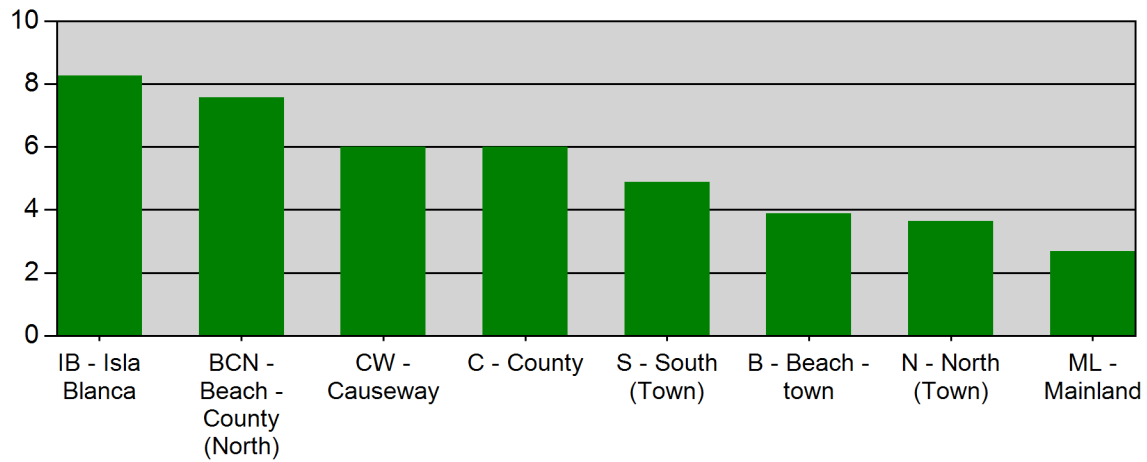
South Padre Island, TX

This report was generated on 8/1/2011 5:30:16 PM



Average Response Time per Zone for Date Range

StartDate: 07/01/2011 | EndDate: 07/31/2011



| Zone | AVERAGE RESPONSE TIME in minutes (Dispatch to Arrived) |
|-----------------------------|---|
| IB - Isla Blanca | 8.26 |
| BCN - Beach -County (North) | 7.56 |
| CW - Causeway | 6.00 |
| C - County | 6.00 |
| S - South (Town) | 4.89 |
| B - Beach -town | 3.88 |
| N - North (Town) | 3.64 |
| ML - Mainland | 2.69 |

Only REVIEWED incidents included



**EMERGENCY
REPORTING**

emergencyreporting.com

Doc Id: 62

Page # 1

South Padre Island Fire Department

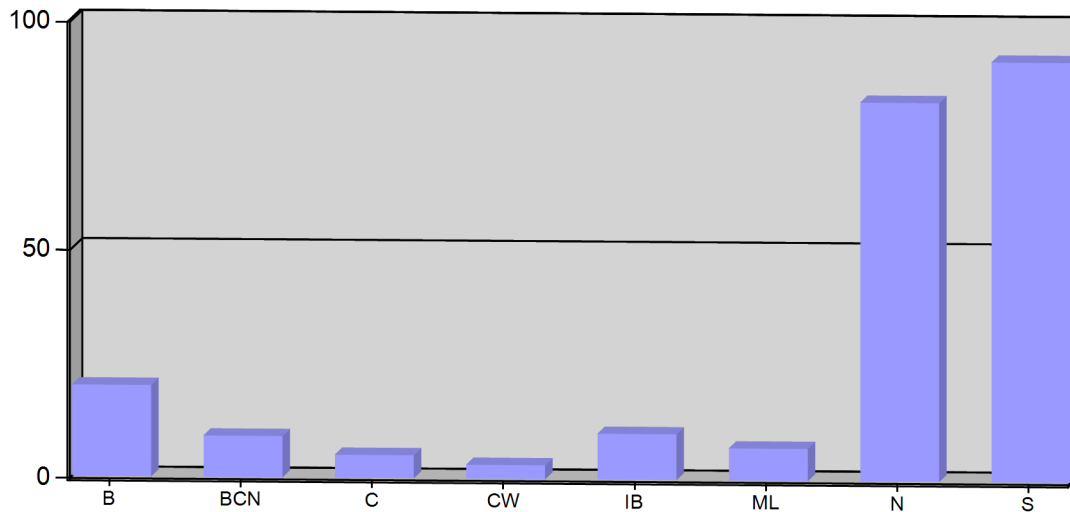
South Padre Island, TX

This report was generated on 8/1/2011 5:31:57 PM



Incident Count per Zone for Date Range

StartDate: 07/01/2011 | EndDate: 07/31/2011



| ZONE | # INCIDENTS |
|-----------------------------|-------------|
| B - Beach -town | 20 |
| BCN - Beach -County (North) | 9 |
| C - County | 5 |
| CW - Causeway | 3 |
| IB - Isla Blanca | 10 |
| ML - Mainland | 7 |
| N - North (Town) | 83 |
| S - South (Town) | 92 |

TOTAL: 229

Zone information is defined on the Basic Info 3 screen of an incident. Only REVIEWED incidents included.



**EMERGENCY
REPORTING**

emergencyreporting.com

Doc Id: 270

Page # 1

South Padre Island Fire Department

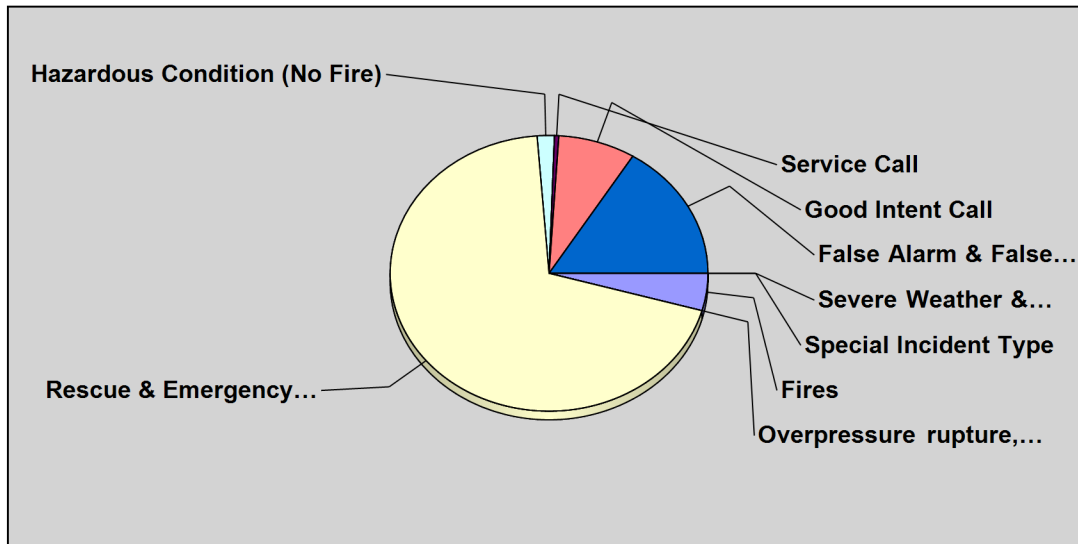
South Padre Island, TX

This report was generated on 8/1/2011 5:31:22 PM



Breakdown by Major Incident Types for Date Range

StartDate: 07/01/2011 | EndDate: 07/31/2011



| MAJOR INCIDENT TYPE | # INCIDENTS | % of TOTAL |
|--|-------------|------------|
| Fires | 10 | 4.37% |
| Overpressure rupture, explosion, overheating - no fire | 0 | 0.00% |
| Rescue & Emergency Medical Service | 159 | 69.43% |
| Hazardous Condition (No Fire) | 4 | 1.75% |
| Service Call | 1 | 0.44% |
| Good Intent Call | 18 | 7.86% |
| False Alarm & False Call | 37 | 16.16% |
| Severe Weather & Natural Disaster | 0 | 0.00% |
| Special Incident Type | 0 | 0.00% |

TOTAL 229

Only REVIEWED incidents included



**EMERGENCY
REPORTING**

emergencyreporting.com

Doc Id: 553

Page # 1

SPIFD BEACH PATROL MONTHLY LOG

**July
2011**

| | <u>YTD</u> |
|---|-------------------|
| • FIRST AID: 103 | 557 |
| • JELLYFISH: 19 | 155 |
| • STINGRAY: 3 | 16 |
| • LOST CHILD: 26 | 57 |
| • FOUND CHILD: 26 | 57 |
| • PUBLIC CONTACT: 700+ | 5400+ |
| • PREVENTATIVE ACTION LAND: 113 | 401 |
| • PREVENTATIVE ACTION WATER: 48 | 188 |
| • LITTER: 57 | 264 |
| • GLASS BOTTLES: 61 | 394 |
| • SWIMMER ASSIST: 25 | 106 |
| • SWIMMER IN DISTRESS (911): 17 | 47 |
| • SWIMMER IN DISTRESS COUNTY: 11 | 34 |
| • RESCUE: 8 | 31 |
| • BAD WEATHER DAYS: 3 –extremely high tides | 5 |
| • HAZMAT: 0 | 0 |
| • DROWNINGS: 0 | 6 |