



SOUTH PADRE ISLAND FIRE DEPARTMENT



To: Ms. Joni Clarke, City Manager
From: Burney Baskett, Fire Chief
Date: December 1, 2010
Subject: Monthly Report

SOUTH PADRE ISLAND FIRE DEPARTMENT EMERGENCY RESPONSES NOVEMBER 2010

	<u>2010</u>	<u>2009</u>	<u>2008</u>
YEAR TO DATE	1513	1594	1378
TOTAL FOR MONTH	74	47	61
YEAR TO DATE DOLLAR LOSS	\$89,150.00	\$115,850.00	\$4,650,950.00

Should you have any questions, please feel free to contact me.

South Padre Island Fire Department

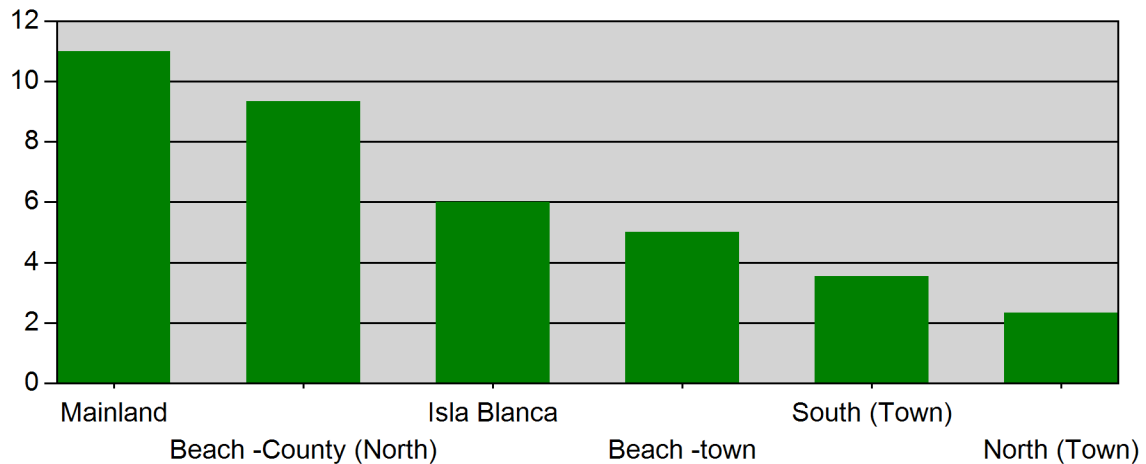
South Padre Island, TX

This report was generated on 12/1/2010 4:27:26 PM



Average Response Time per Zone for Date Range

StartDate: 11/01/2010 | EndDate: 11/30/2010



Zone	AVERAGE RESPONSE TIME in minutes (Dispatch to Arrived)
Mainland	11.00
Beach -County (North)	9.33
Isla Blanca	6.00
Beach -town	5.00
South (Town)	3.54
North (Town)	2.33

Only REVIEWED incidents included



**EMERGENCY
REPORTING**

emergencyreporting.com

Doc Id: 62

Page # 1

South Padre Island Fire Department

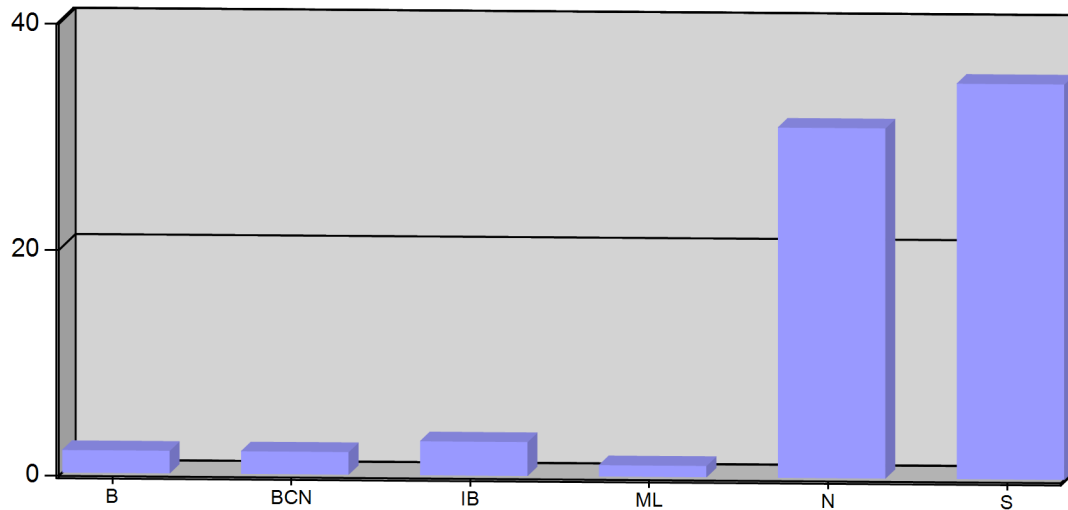
South Padre Island, TX

This report was generated on 12/1/2010 4:32:23 PM



Incident Count per Zone for Date Range

StartDate: 11/01/2010 | EndDate: 11/30/2010



ZONE	# INCIDENTS
B - Beach -town	2
BCN - Beach -County (North)	2
IB - Isla Blanca	3
ML - Mainland	1
N - North (Town)	31
S - South (Town)	35

TOTAL: 74

Zone information is defined on the Basic Info 3 screen of an incident. Only REVIEWED incidents included.



**EMERGENCY
REPORTING**

emergencyreporting.com

Doc Id: 270

Page # 1

South Padre Island Fire Department

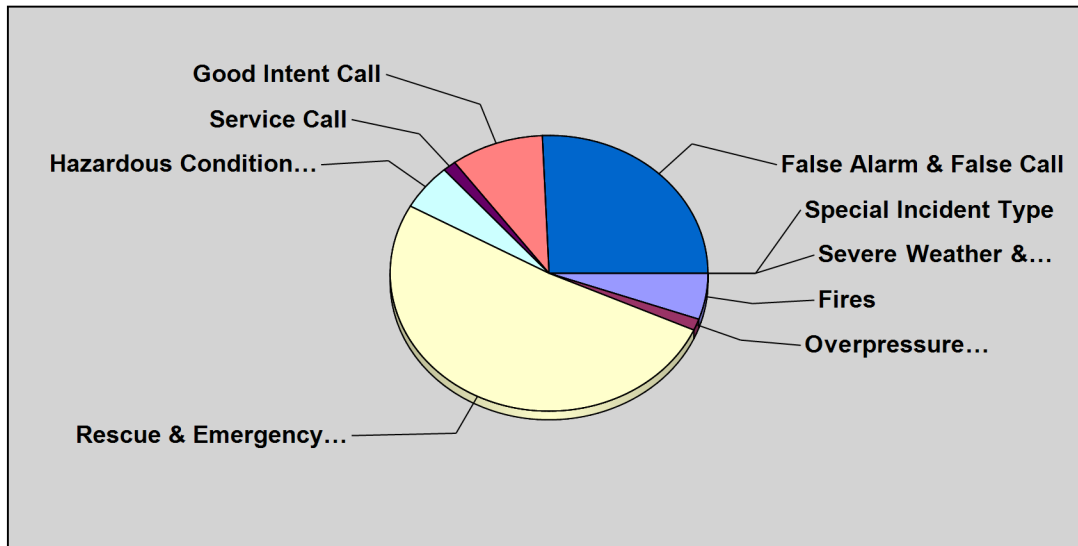
South Padre Island, TX

This report was generated on 12/1/2010 4:31:36 PM



Breakdown by Major Incident Types for Date Range

StartDate: 11/01/2010 | EndDate: 11/30/2010



MAJOR INCIDENT TYPE	# INCIDENTS	% of TOTAL
Fires	4	5.41%
Overpressure rupture, explosion, overheating - no fire	1	1.35%
Rescue & Emergency Medical Service	38	51.35%
Hazardous Condition (No Fire)	4	5.41%
Service Call	1	1.35%
Good Intent Call	7	9.46%
False Alarm & False Call	19	25.68%
Severe Weather & Natural Disaster	0	0.00%
Special Incident Type	0	0.00%

TOTAL

74

Only REVIEWED incidents included



**EMERGENCY
REPORTING**

emergencyreporting.com

Doc Id: 553

Page # 1