



## SOUTH PADRE ISLAND FIRE DEPARTMENT



**To:** Ms. Joni Clarke, City Manager  
**From:** Burney Baskett, Fire Chief  
**Date:** February 1, 2010  
**Subject:** Monthly Report

---

### SOUTH PADRE ISLAND FIRE DEPARTMENT EMERGENCY RESPONSES DECEMBER 2009

	<u>2010</u>	<u>2009</u>	<u>2008</u>
YEAR TO DATE	76	70	91
TOTAL FOR MONTH	76	70	91
YEAR TO DATE DOLLAR LOSS	\$500.00	\$1,500.00	\$2,750,000.00 (Surf's up Fire)

Should you have any questions, please feel free to contact me.

BB/yhc

# South Padre Island Fire Department

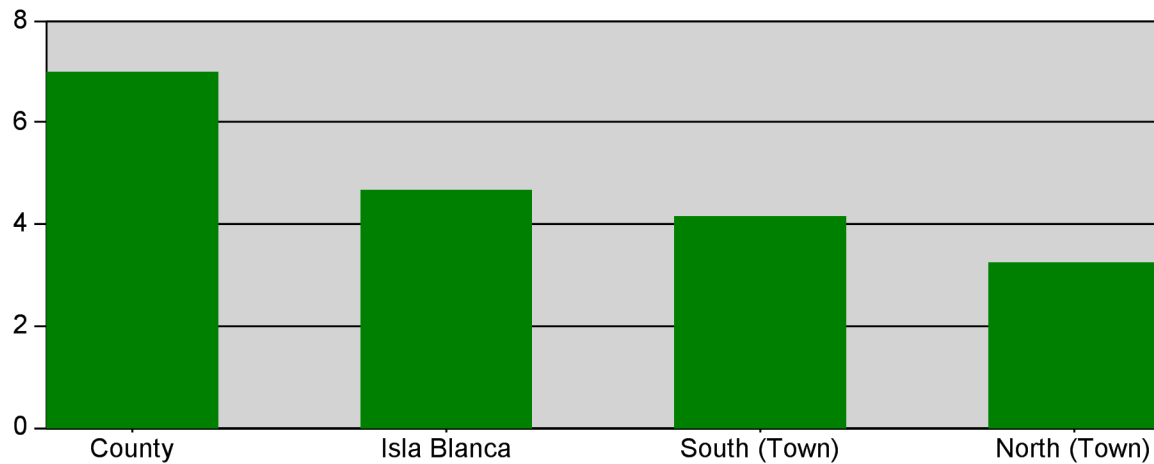
South Padre Island, TX

This report was generated on 2/1/2010 11:25:43 AM



## Average Response Time per Zone for Date Range

StartDate: 01/01/2010 | EndDate: 01/31/2010



Zone	AVERAGE RESPONSE TIME in minutes (Dispatch to Arrived)
County	7.00
Isla Blanca	4.67
South (Town)	4.17
North (Town)	3.26

Only REVIEWED incidents included



**EMERGENCY  
REPORTING**

emergencyreporting.com

Doc Id: 62

Page # 1

# South Padre Island Fire Department

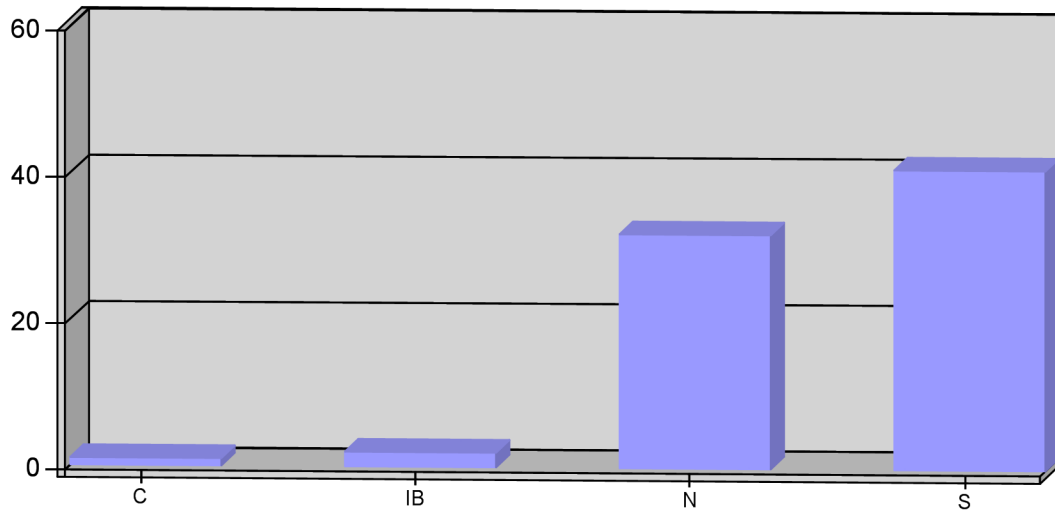
South Padre Island, TX

This report was generated on 2/1/2010 11:27:21 AM



## Incident Count per Zone for Date Range

StartDate: 01/01/2010 | EndDate: 01/31/2010



ZONE	# INCIDENTS
C - County	1
IB - Isla Blanca	2
N - North (Town)	32
S - South (Town)	41

**TOTAL: 76**

Zone information is defined on the Basic Info 3 screen of an incident. Only REVIEWED incidents included.



**EMERGENCY  
REPORTING**

emergencyreporting.com

Doc Id: 270

Page # 1

# South Padre Island Fire Department

South Padre Island, TX

This report was generated on 2/1/2010 11:47:34 AM



## Detailed Breakdown by Incident Type for Date Range

StartDate: 01/01/2010 | EndDate: 01/31/2010

INCIDENT TYPE	# INCIDENTS	% of TOTAL
143 - Grass fire	1	1.3%
154 - Dumpster or other outside trash receptacle fire	1	1.3%
300 - Rescue, EMS incident, other	1	1.3%
311 - Medical assist, assist EMS crew	37	48.7%
321 - EMS call, excluding vehicle accident with injury	2	2.6%
323 - Motor vehicle/pedestrian accident (MV Ped)	1	1.3%
353 - Removal of victim(s) from stalled elevator	3	3.9%
411 - Gasoline or other flammable liquid spill	2	2.6%
553 - Public service	1	1.3%
611 - Dispatched & cancelled en route	1	1.3%
651 - Smoke scare, odor of smoke	3	3.9%
700 - False alarm or false call, other	4	5.3%
711 - Municipal alarm system, malicious false alarm	4	5.3%
730 - System malfunction, other	4	5.3%
735 - Alarm system sounded due to malfunction	5	6.6%
741 - Sprinkler activation, no fire - unintentional	1	1.3%
743 - Smoke detector activation, no fire - unintentional	1	1.3%
745 - Alarm system activation, no fire - unintentional	3	3.9%
911 - Citizen complaint	1	1.3%

**TOTAL 76**

Only REVIEWED incidents included



**EMERGENCY  
REPORTING**

emergencyreporting.com

Doc Id: 453

Page # 1

# South Padre Island Fire Department

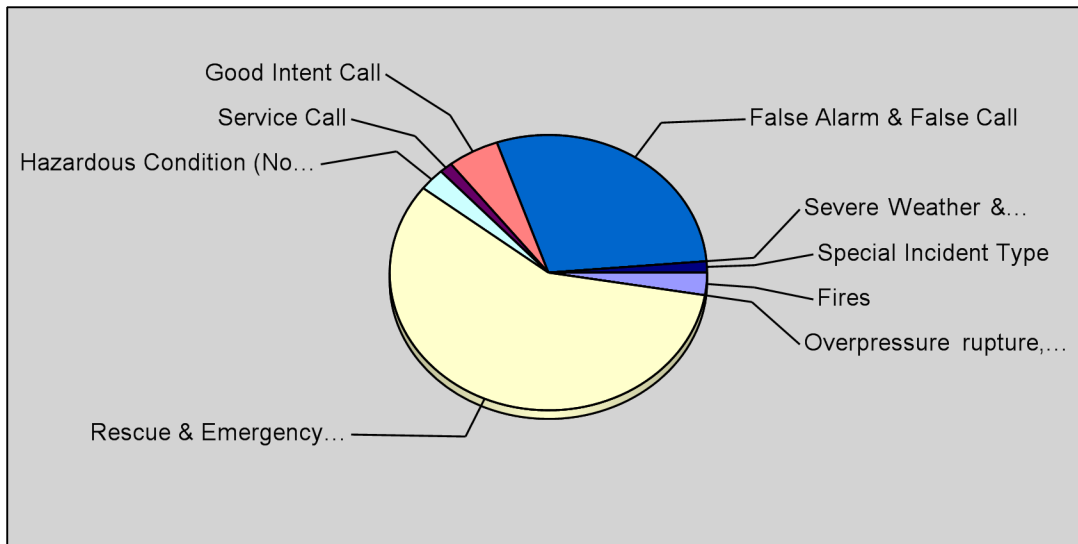
South Padre Island, TX

This report was generated on 2/1/2010 11:28:07 AM



## Breakdown by Major Incident Types for Date Range

StartDate: 01/01/2010 | EndDate: 01/31/2010



MAJOR INCIDENT TYPE	# INCIDENTS	% of TOTAL
Rescue & Emergency Medical Service	44	57.89%
False Alarm & False Call	22	28.95%
Good Intent Call	4	5.26%
Fires	2	2.63%
Hazardous Condition (No Fire)	2	2.63%
Service Call	1	1.32%
Special Incident Type	1	1.32%
Overpressure rupture, explosion, overheating - no fire	0	0.00%
Severe Weather & Natural Disaster	0	0.00%

**TOTAL**

**76**

Only REVIEWED incidents included



**EMERGENCY  
REPORTING**

emergencyreporting.com

Doc Id: 553

Page # 1