

South Padre Island Fire Department

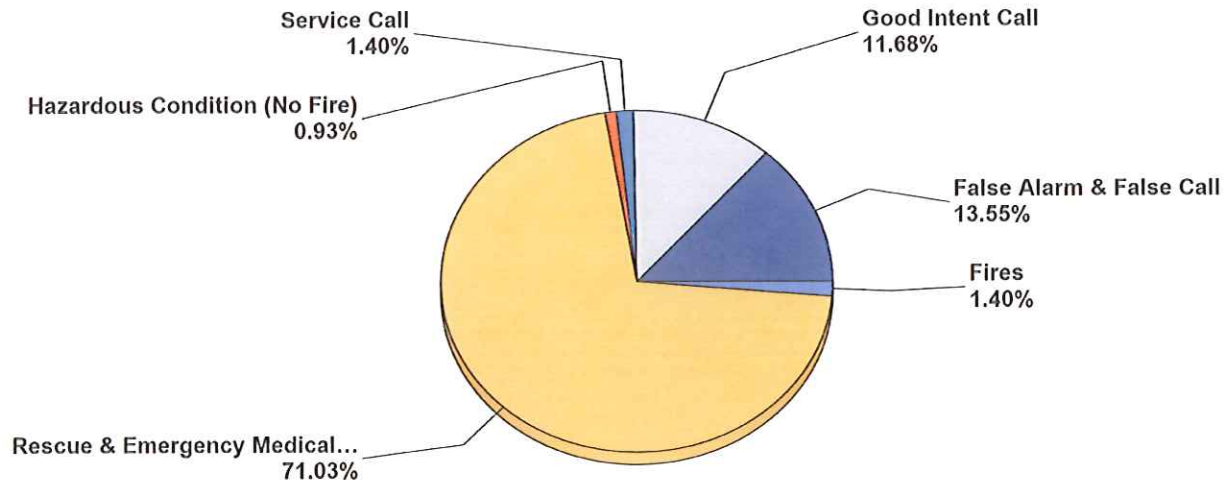
South Padre Island, TX

This report was generated on 9/3/2014 2:44:32 PM



Breakdown by Major Incident Types for Date Range

Start Date: 08/01/2014 | End Date: 08/31/2014




MAJOR INCIDENT TYPE	# INCIDENTS	% of TOTAL
Fires	3	1.40%
Rescue & Emergency Medical Service	152	71.03%
Hazardous Condition (No Fire)	2	0.93%
Service Call	3	1.40%
Good Intent Call	25	11.68%
False Alarm & False Call	29	13.55%
TOTAL	214	100.00%

Only REVIEWED incidents included. Summary results for a major incident type are not displayed if the count is zero.

Detailed Breakdown by Incident Type		
INCIDENT TYPE	# INCIDENTS	% of TOTAL
118 - Trash or rubbish fire, contained	1	0.47%
143 - Grass fire	1	0.47%
154 - Dumpster or other outside trash receptacle fire	1	0.47%
300 - Rescue, EMS incident, other	4	1.87%
311 - Medical assist, assist EMS crew	47	21.96%
320 - Emergency medical service, other	62	28.97%
321 - EMS call, excluding vehicle accident with injury	34	15.89%
322 - Motor vehicle accident with injuries	1	0.47%
323 - Motor vehicle/pedestrian accident (MV Ped)	2	0.93%
342 - Search for person in water	1	0.47%
353 - Removal of victim(s) from stalled elevator	1	0.47%
440 - Electrical wiring/equipment problem, other	1	0.47%
445 - Arcing, shorted electrical equipment	1	0.47%
500 - Service Call, other	1	0.47%
553 - Public service	1	0.47%
554 - Assist invalid	1	0.47%
600 - Good intent call, other	12	5.61%
611 - Dispatched & cancelled en route	11	5.14%
622 - No incident found on arrival at dispatch address	2	0.93%
700 - False alarm or false call, other	4	1.87%
710 - Malicious, mischievous false call, other	1	0.47%
730 - System malfunction, other	9	4.21%
731 - Sprinkler activation due to malfunction	1	0.47%
733 - Smoke detector activation due to malfunction	2	0.93%
735 - Alarm system sounded due to malfunction	3	1.40%
740 - Unintentional transmission of alarm, other	4	1.87%
743 - Smoke detector activation, no fire - unintentional	5	2.34%
TOTAL INCIDENTS:	214	100.00%

Only REVIEWED incidents included. Summary results for a major incident type are not displayed if the count is zero.

Incidents by Month for Month Range
StartMonth: 8 | EndMonth: 8 | Year: 2014



MONTH	INCIDENTS
August	214

Only REVIEWED incidents included

South Padre Island Fire Department

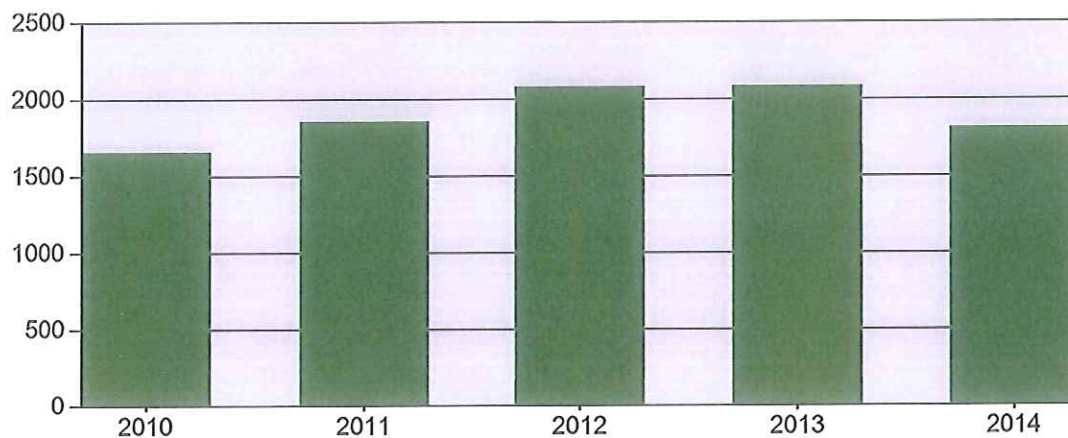
South Padre Island, TX

This report was generated on 9/3/2014 3:43:41 PM



Incidents by Year for Year Range

StartYear: 2010 | EndYear: 2014



YEAR	COUNT
2010	1658
2011	1858
2012	2080
2013	2084
2014	1813

Only REVIEWED incidents included



South Padre Island Fire Department

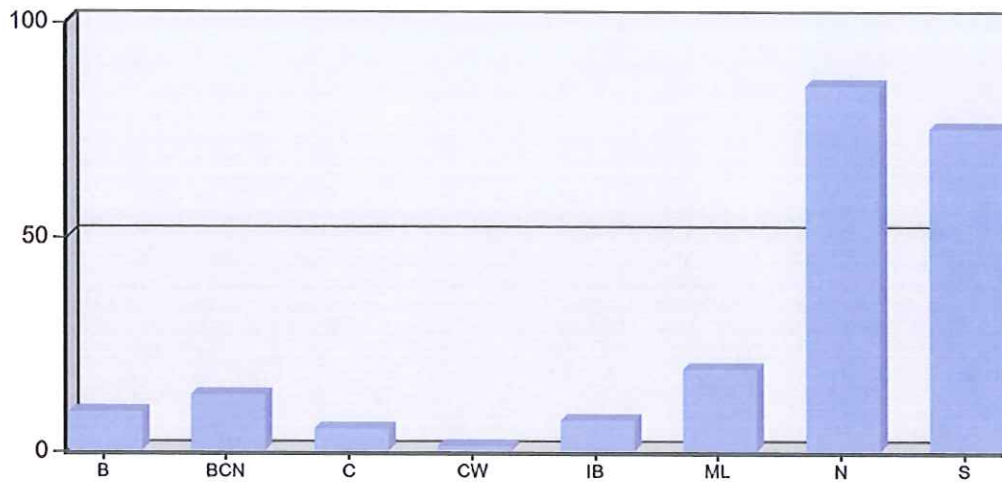
South Padre Island, TX

This report was generated on 9/3/2014 3:48:45 PM



Incident Count by Shift per Zone for Date Range

Start Date: 08/01/2014 | End Date: 08/31/2014



ZONE	# INCIDENTS
B - Beach -town	
A Shift	3
B Shift	5
C Shift	1
Total for B - Beach -town:	9

BCN - Beach -County (North)	
A Shift	3
B Shift	5
C Shift	5
Total for BCN - Beach -County (North):	13

C - County	
A Shift	4

Count of incidents by shift per zone for a given date range. Includes a chart.



C Shift	1
Total for C - County:	5

CW - Causeway	
B Shift	1
Total for CW - Causeway:	1

IB - Isla Blanca	
A Shift	4
B Shift	1
C Shift	2
Total for IB - Isla Blanca:	7

ML - Mainland	
A Shift	11
B Shift	4
C Shift	4
Total for ML - Mainland:	19

N - North (Town)	
A Shift	28
B Shift	32
C Shift	25
Total for N - North (Town):	85

S - South (Town)	
A Shift	22
B Shift	27
C Shift	26
Total for S - South (Town):	75

TOTAL INCIDENTS: 214

Count of incidents by shift per zone for a given date range. Includes a chart.



South Padre Island Fire Department

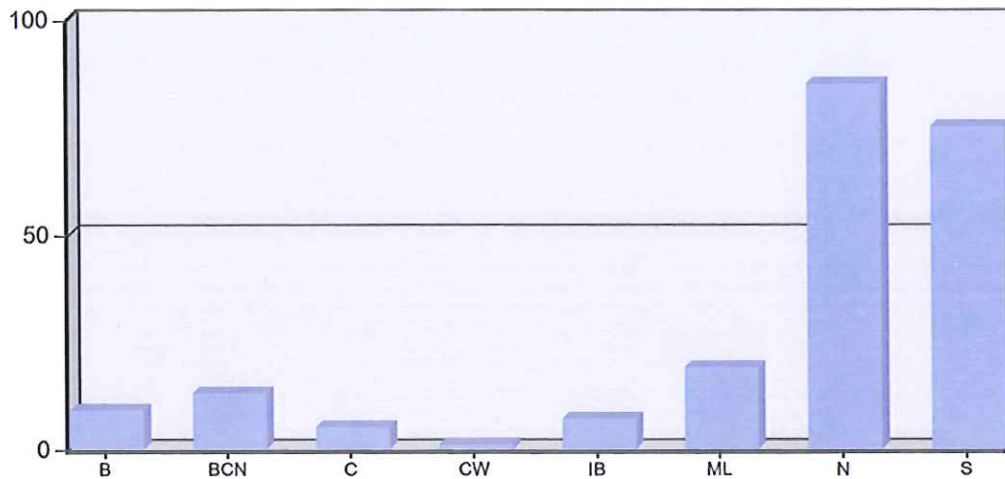
South Padre Island, TX

This report was generated on 9/3/2014 3:53:38 PM



Incident Count per Zone for Date Range

Start Date: 08/01/2014 | End Date: 08/31/2014



ZONE	# INCIDENTS	
B - Beach -town	9	
BCN - Beach -County (North)	13	
C - County	5	
CW - Causeway	1	
IB - Isla Blanca	7	
ML - Mainland	19	
N - North (Town)	85	
S - South (Town)	75	
TOTAL:		214

Zone information is defined on the Basic Info 3 screen of an incident. Only REVIEWED incidents included.

South Padre Island Fire Department

South Padre Island, TX

This report was generated on 9/3/2014 3:55:44 PM



Incident Count for Zone for Date Range

Zone: All Zones | Start Date: 08/01/2014 | End Date: 08/31/2014

ZONE	NUMBER OF CALLS
B - Beach -town	9
BCN - Beach -County (North)	13
C - County	5
CW - Causeway	1
IB - Isla Blanca	7
ML - Mainland	19
N - North (Town)	85
S - South (Town)	75
TOTAL:	214

Zone information is defined on the Basic Info 3 screen of an incident. This report counts each exposure. Only REVIEWED incidents included.

