



SOUTH PADRE ISLAND FIRE DEPARTMENT



To: Ms. Joni Clarke, City Manager
From: Burney Baskett, Fire Chief
Date: November 1, 2011
Subject: Monthly Report

SOUTH PADRE ISLAND FIRE DEPARTMENT EMERGENCY RESPONSES OCTOBER 2011

	<u>2011</u>	<u>2010</u>	<u>2009</u>
YEAR TO DATE	1677	1513	1547
TOTAL FOR MONTH	111	74	84
YEAR TO DATE DOLLAR LOSS	\$376,500.00	\$89,150.00	\$115,350.00

Should you have any questions, please feel free to contact me.

South Padre Island Fire Department

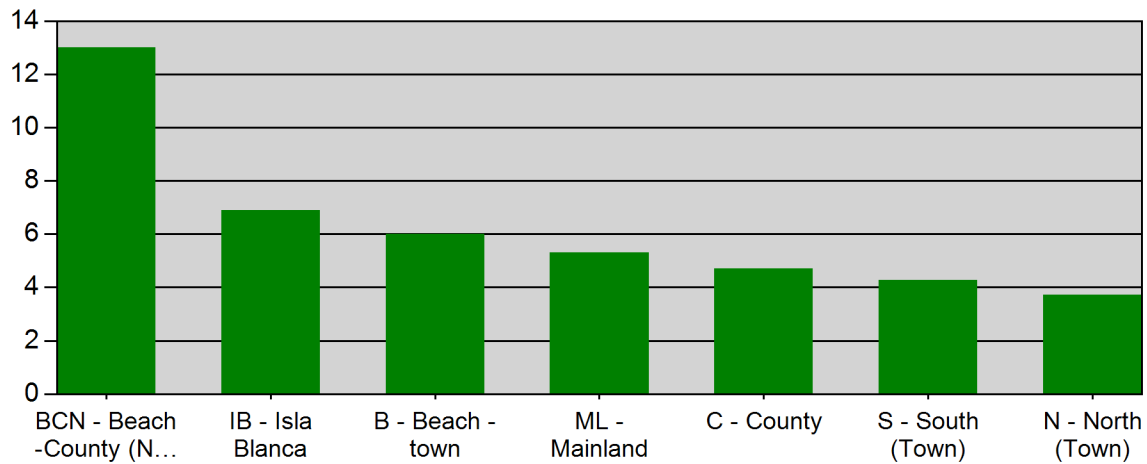
South Padre Island, TX

This report was generated on 11/1/2011 9:31:52 AM



Average Response Time per Zone for Date Range

StartDate: 10/01/2011 | EndDate: 10/31/2011



Zone	AVERAGE RESPONSE TIME in minutes (Dispatch to Arrived)
BCN - Beach -County (North)	13.00
IB - Isla Blanca	6.89
B - Beach -town	6.00
ML - Mainland	5.31
C - County	4.70
S - South (Town)	4.28
N - North (Town)	3.73

Only REVIEWED incidents included



**EMERGENCY
REPORTING**

emergencyreporting.com

Doc Id: 62

Page # 1

South Padre Island Fire Department

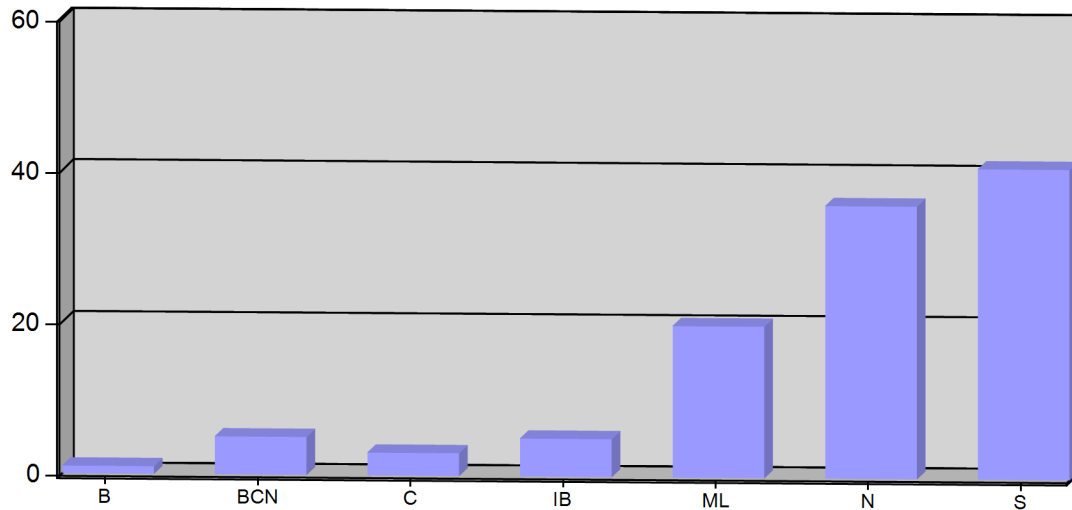
South Padre Island, TX

This report was generated on 11/1/2011 9:33:23 AM



Incident Count per Zone for Date Range

StartDate: 10/01/2011 | EndDate: 10/31/2011



ZONE	# INCIDENTS
B - Beach -town	1
BCN - Beach -County (North)	5
C - County	3
IB - Isla Blanca	5
ML - Mainland	20
N - North (Town)	36
S - South (Town)	41

TOTAL: 111

Zone information is defined on the Basic Info 3 screen of an incident. Only REVIEWED incidents included.



**EMERGENCY
REPORTING**

emergencyreporting.com

Doc Id: 270

Page # 1

South Padre Island Fire Department

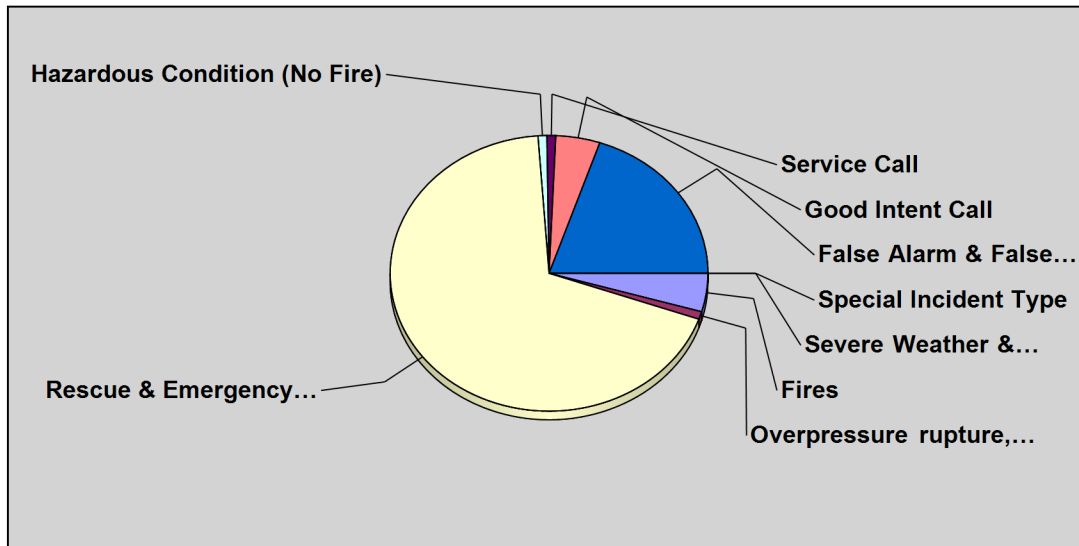
South Padre Island, TX

This report was generated on 11/1/2011 9:32:57 AM



Breakdown by Major Incident Types for Date Range

StartDate: 10/01/2011 | EndDate: 10/31/2011



MAJOR INCIDENT TYPE	# INCIDENTS	% of TOTAL
Fires	5	4.50%
Overpressure rupture, explosion, overheating - no fire	1	0.90%
Rescue & Emergency Medical Service	76	68.47%
Hazardous Condition (No Fire)	1	0.90%
Service Call	1	0.90%
Good Intent Call	5	4.50%
False Alarm & False Call	22	19.82%
Severe Weather & Natural Disaster	0	0.00%
Special Incident Type	0	0.00%

TOTAL 111

Only REVIEWED incidents included



EMERGENCY REPORTING

emergencyreporting.com

Doc Id: 553

Page # 1

South Padre Island Fire Department

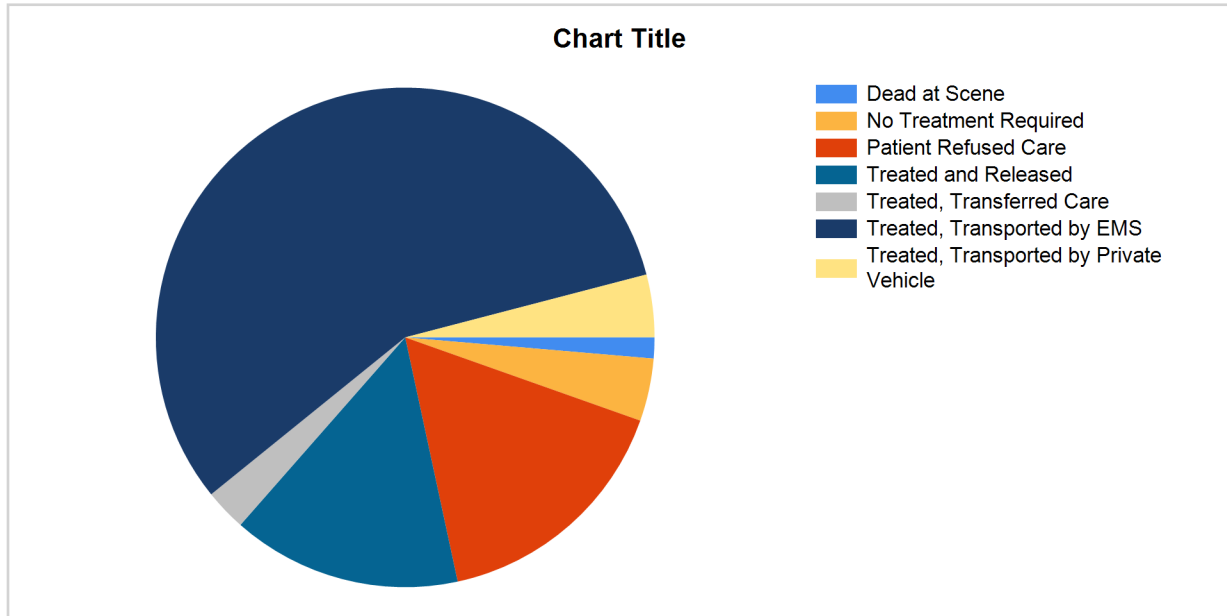
South Padre Island, TX

This report was generated on 11/1/2011 9:35:21 AM



Patient Count per Patient Disposition per Agency for Date Range

StartDate: 10/01/2011 | EndDate: 10/31/2011



WHAT HAPPENED TO THIS PATIENT?	COUNT
Dead at Scene	1
No Treatment Required	3
Patient Refused Care	12
Treated and Released	11
Treated, Transferred Care	2
Treated, Transported by EMS	42
Treated, Transported by Private Vehicle	3



