



| Animal Control Stats | September 2013 | September 2012 | August 2013 |
|---|-----------------------|-----------------------|--------------------|
| Animal Bite / Scratch to a Human | 0 | 0 | 2 |
| Animal Bite / Scratch to an Animal | 1 | 0 | 0 |
| Animal Cruelty Concern | 0 | 0 | 2 |
| Animal Removed from Vehicle, Garage or Other Property | 4 | 0 | 2 |
| Animals Placed in Quarantine | 0 | 0 | 1 |
| Animals Released to Wild | 6 | 12 | 8 |
| ANIMALS RELEASED TO FRIEND OF THE ANIMAL/SEALIFE CENTER | 25 | 7 | 37 |
| Beached/Dead Animal (Signal 0) | 13 | 26 | 33 |
| Cat or Dog Returned to Owner | 13 | 3 | 10 |
| Check for Rabies Vaccination Certificate | 3 | 0 | 0 |
| Clean Up After Pets | 3 | 0 | 0 |
| Clean Up After Pets Complaint | 2 | 0 | 0 |
| Injured Animal (s) | 5 | 2 | 7 |
| Loose Canine or Cats (s) | 27 | 33 | 21 |
| Lost Dog or Cat Reported | 2 | 2 | 9 |
| Lost Canines or Cats | 2 | 0 | 0 |
| Monitor Trap Set by Code | 5 | 0 | 2 |
| Owners to Vaccinate | 2 | 0 | 4 |
| Patrol for Owners Not Cleaning Up After Pets | 64 | 114 | 98 |
| Service Animal Information/Inquiry | 5 | 0 | 0 |
| Scan Animal for Microchip | 1 | 1 | 0 |
| Snake Concern | 1 | 0 | 0 |
| Training for Animal Control Equipment | 2 | 0 | 0 |
| Traps Issued or Returned | 4 | 0 | 7 |
| Trap Maintenance | 1 | 0 | 6 |
| Traps Set Up by Code Enforcement | 9 | 0 | 3 |
| Welfare Concern | 2 | 5 | 0 |
| Wildlife Investigation | 1 | 0 | 1 |
| Follow up on Animal Bites / Scratch | 1 | 0 | 11 |
| Follow up on Animal Cruelty | 0 | 0 | 2 |
| Follow up on Barking Dogs | 0 | 0 | 2 |
| Follow up on Barking Dogs Complaint | 0 | 0 | 2 |
| Follow up on Cleaning up after Pets | 12 | 0 | 0 |
| Follow up on Dead Animal | 0 | 0 | 7 |
| Follow up on Injured Animal | 2 | 0 | 3 |
| Follow up on Loose Dog or Cat | 3 | 0 | 7 |
| Follow up on Loose Dog(s) or Cat(s) Complaint | 1 | 0 | 6 |
| Follow up on Lost Pet | 0 | 0 | 7 |
| Follow up on Owners to Vaccinate Pet(s) | 9 | 0 | 2 |
| Follow up on Quarantine Case | 0 | 0 | 4 |
| Follow up on Welfare Concern | 5 | 0 | 0 |
| TOTALS | 236 | 206 | 307 |




Walking Fido: What's Enough (Ruff!)

Taking your dog for a walk means different things to different people. For some, it's a quick trip to the fire hydrant with a Chihuahua. For others it's being dragged through the whole neighborhood by a 200-pound Saint Bernard. How do you know what's enough for your pet? Veterinarians offer the following guidelines. Miniatures need to walk or run a half-mile every day. Small dogs, like terriers and poodles, require a mile. Medium-sized dogs need between 2 and 3 miles. Big dogs need at least 6 miles daily, and the biggest breeds, like Labradors, should get 8 miles. More important than distance is schedule and consistency. According to experts, dogs need to get similar exercise every day. Their advice is to pick the time you can spend with your pooch every day, and stick with it. You don't have to go to the park each day to achieve your goal. Dogs can get plenty of exercise just playing "fetch." "Fido" is an old Roman word meaning loyal friend. Be his, too. And that's the On The House tip for today.

Information obtained from <http://www.onthehouse.com/tips/20081022>

ENVIRONMENTAL HEALTH SERVICES DEPARTMENT

HEALTH STATS
SEPTEMBER 2013



| PERMIT # | ESTABLISHMENT | ADDRESS | PERMIT FEE | Re-Inspection/Score |
|----------|-------------------------|-----------------------|------------|---------------------|
| 5915 | Coconuts Bar & Grill | 2301 Laguna Blvd. SPI | \$100 | 100 |
| 5921 | Gabriella's - TEMP | 700 Padre Blvd. | \$0 | 100 |
| 5922 | Karla's Katering - TEMP | 5009 Padre Blvd. | \$0 | 100 |
| 5923 | Padrerita Grill -TEMP | 4001 Padre Blvd. | \$0 | 100 |
| 5925 | Kentucky Fried Chicken | 3201 Padre Blvd. SPI | \$100 | 94 |
| 5926 | Island Cinema | 4700 Padre Blvd. SPI | \$100 | 97 |
| 5925 | Kentucky Fried Chicken | 3201 Padre Blvd. SPI | \$0 | Compliance |
| 5926 | Island Cinema | 4700 Padre Blvd. SPI | \$0 | Compliance |

To prevent pathogens such as *Salmonella* sp. from contaminating food, you must wash, rinse and sanitize the equipment. Know which cleaners and sanitizers to use for each job. (National Restaurant Association Solutions)





City of South Padre Island

Code Enforcement Stats

September 2013

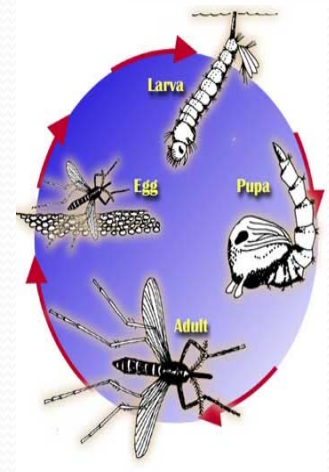
| | Sep-13 | Aug-13 | Sep-12 |
|--|-----------|-------------|-----------------|
| Beach Patrol Section C TIME'S X HOURS/ MIN. | 9 x 11.45 | 13 x 15 hrs | 8 x6 hrs 55 min |
| BFI Bundle/Brush Locations (Sec. 9-17) | 21 | 47 | 30 |
| Commercial Act on ROW (Sec. 13-18) | 3 | 7 | 0 |
| Camping Prohibited (Sec. 12-13) | 0 | 4 | 0 |
| Concern citizens/Ordinance Info. (Code 5) | 276 | 295 | 139 |
| Damaged Dumpster (Sec. 9-13 B) | 1 | 1 | 0 |
| Debris/Misc. on Roadway Removed | 27 | 70 | 68 |
| Effluent Discharge (Sec. 10-1) | 4 | 5 | 2 |
| Enclosures Proper/Screened (Sec. 9-13(B)(5)) | 1 | 1 | 6 |
| Glass on Beach (Sec. 12-7) | 0 | 17 | 2 |
| Graffiti (4-61) | 2 | 1 | 0 |
| Hotel Inspection | 0 | 0 | 3 |
| Littering Prohibited (Sec. 9-3) | 1 | 11 | 33 |
| Lost Child/Adult on the Beach | 0 | 2 | 0 |
| Maintenance of Signs | 0 | 0 | 2 |
| Noises--Loud, disturbing, etc. prohibited (Sec.12-2) | 0 | 3 | 1 |
| Noises Monitor - Loud disturbing, etc. Prohibited (Code 11 Sec. 12-2) | 0 | 1 | 0 |
| Outdoor Display (Sec. 20-11.1) | 3 | 0 | 2 |
| Overfilled Dumpsters (9-12a) | 0 | 2 | 0 |
| Overgrown weeds on commercial property(Sec.4-56) | 93 | 4 | 3 |
| Owners to maintain clean premises (Sec.9-12) | 7 | 12 | 1 |
| Permit for Sign/Banner (Sec. 15-3) | 29 | 3 | 19 |
| Permit for Temporary Parking Entertainment District | 1 | 1 | 0 |
| Premises Identification (4-64) | 10 | 7 | 0 |
| Prohibited Banner/Sign (Sec. 15-5) | 2 | 4 | 2 |
| Prohibition of shade devices between sunset and 9am (13-23) | 10 | 14 | 0 |
| Recreational Vehicle/Mobile Equip. (Sec. 20-11C) | 1 | 1 | 0 |
| Sign Standards (Sec. 15-7) | 1 | 1 | 0 |
| Slow Speed/Minimum Wake Required of all Watercrafts (Sec. 12-15) | 0 | 1 | 0 |
| Stagnant Water (Sec.9-4) | 4 | 3 | 0 |
| Survey on Natural Habitat | 12 | 6 | 0 |
| Water Leak | 1 | 2 | 0 |
| Weedy Lots (Sec. 9-6) | 91 | 74 | 58 |
| Weedy Lot Letters | 108 | 51 | 51 |
| | | | |
| Follow up on Addresses | 0 | 2 | 0 |
| Follow up on Banners/Signs/Required Signs | 98 | 6 | 22 |
| Follow up on brush and debris | 2 | 18 | 27 |
| Follow up on damage dumpster (Sec 9-13B) | 0 | 0 | 2 |
| Follow up on Effluent Discharge/Stagnant | 2 | 2 | 2 |

| | | | |
|---|------------|------------|------------|
| Follow up on Enclosures | 1 | 1 | 6 |
| Follow up on Littering (sec 9-3) | 2 | 2 | 33 |
| Follow up on Noise (Sec. 12-2) | 0 | 1 | 1 |
| Follow up on Outdoor Display | 0 | 0 | 2 |
| Follow up on Overfilled dumpsters | 0 | 1 | 0 |
| Follow up on Property Cleanup | 4 | 8 | 1 |
| Follow up on Shade Device Ordinance | 0 | 14 | 0 |
| Follow up on Stagnant Water | 6 | 2 | 0 |
| Follow up on Water Leak | 1 | 2 | 0 |
| Follow up on Weedy Lot/Weedy Businesses | 138 | 170 | 128 |
| Total for Follow-Ups | 254 | 229 | 228 |
| | | | |
| CALLS FOR SERVICE | 963 | 651 | 670 |
| | | | |
| NOTICE OF COMPLY ISSUED | 15 | 42 | 2 |
| WARNINGS ISSUED | 10 | 24 | 7 |
| CITATIONS ISSUED | 2 | 1 | 2 |

Mosquito Management Stats

September 2013

| # Represents Amount of Times Performed | September 2013 | September 2012 | August 2013 |
|--|----------------|----------------|-------------|
| Altosid/BTI (larviciding) | 56 | 122 | 100 |
| Adulticide Spraying hrs | 23 | 15 | 11 |
| Scheduled for Adulticide | 60 | 60 | 62 |
| Landing Rate Counts | 12 | 20 | 16 |
| Mosquito concerns | 5 | 3 | 1 |
| Training for Spraying | 1 | 3 | 2 |
| Work done in chemical room | 2 | 17 | 1 |
| Totals : | 159 | 240 | 147 |



Mosquito Fast Facts

1. In the interest of science, Arctic researchers uncovered their chests, arms, and legs and reported as many as 9000 mosquito bites per person, per minute. At this rate, and unprotected human would lose one half of his blood supply in approximately 2 hours.
2. Some people are more attractive to mosquitoes than others. It is not clear why, but probably has something to do with the 300 odd chemicals produced by the skin.
3. A mosquito can smell the carbon dioxide you exhale from about 60 to 75 feet away.
4. Most mosquitoes do not fly very far from their larval habitat, but the salt marsh mosquito migrates 75 to 100 miles over the course of its life.

http://www.fightthebitecolorado.com/top_ten_facts.pdf

Recycling Stats September 2013

Halloween Recycling

With Halloween coming up, many families will be throwing parties, children will be indulging in treats, and that means there will be a larger amount of refuse around the house.

This is a good time to be conscious of what products you buy for the parties. Paper and plastic plates and cups may be recycled, as opposed to foam products. The life of paper products extend beyond recycling. They may be used for composting, or as an additive to flower beds. Shredded paper plates and cups can be placed under mulch, around the base of flowers and plants. The paper plates will help retain moisture and provide nutrients for your plants. Plus, they breakdown after a few weeks.

Information obtained from <http://www.moneycrashers.com/what-to-recycle-list-recyclable-items-materials/>

| # Represents Pounds Recycled of each product | September 2013 | August 2013 |
|--|----------------|-------------|
| Cardboard | 2040 | 2141 |
| Plastic | 629 | 788 |
| Paper | 1056 | 1749 |
| Tin | 52 | 75 |
| Aluminum | 112 | 108 |
| Totals : | 3,091 | 4,861 |

