



## SOUTH PADRE ISLAND FIRE DEPARTMENT



**To:** Ms. Joni Clarke, City Manager  
**From:** Burney Baskett, Fire Chief  
**Date:** July 1, 2011  
**Subject:** Monthly Report

---

### SOUTH PADRE ISLAND FIRE DEPARTMENT EMERGENCY RESPONSES JUNE 2011

	<u>2010</u>	<u>2009</u>	<u>2008</u>
YEAR TO DATE	1052	910	978
TOTAL FOR MONTH	169	181	192
YEAR TO DATE DOLLAR LOSS	\$370,250.00	\$78,950.00	\$96,200.00

Should you have any questions, please feel free to contact me.

BB/yhc

# South Padre Island Fire Department

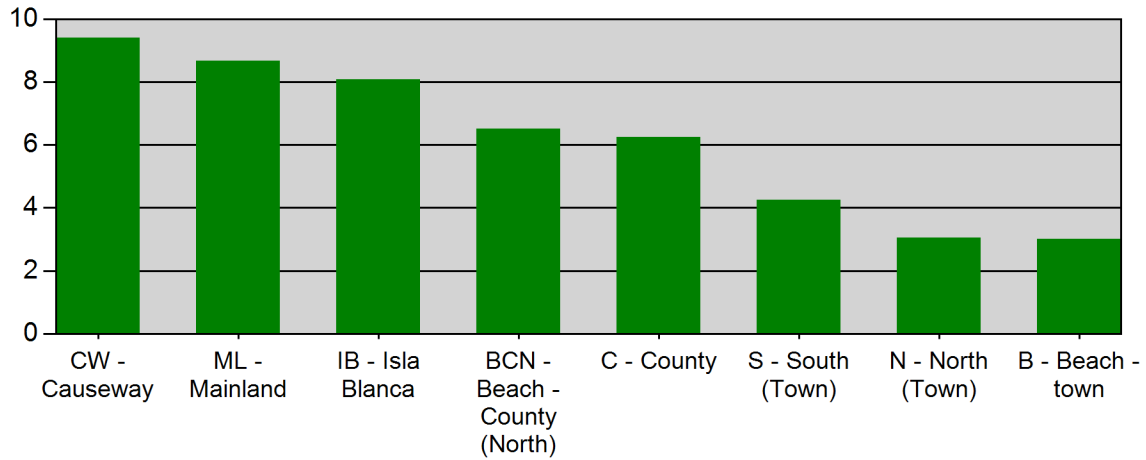
South Padre Island, TX

This report was generated on 7/1/2011 2:14:02 PM



## Average Response Time per Zone for Date Range

StartDate: 06/01/2011 | EndDate: 06/30/2011



Zone	AVERAGE RESPONSE TIME in minutes (Dispatch to Arrived)
CW - Causeway	9.40
ML - Mainland	8.67
IB - Isla Blanca	8.08
BCN - Beach -County (North)	6.50
C - County	6.25
S - South (Town)	4.26
N - North (Town)	3.04
B - Beach -town	3.00

Only REVIEWED incidents included

# South Padre Island Fire Department

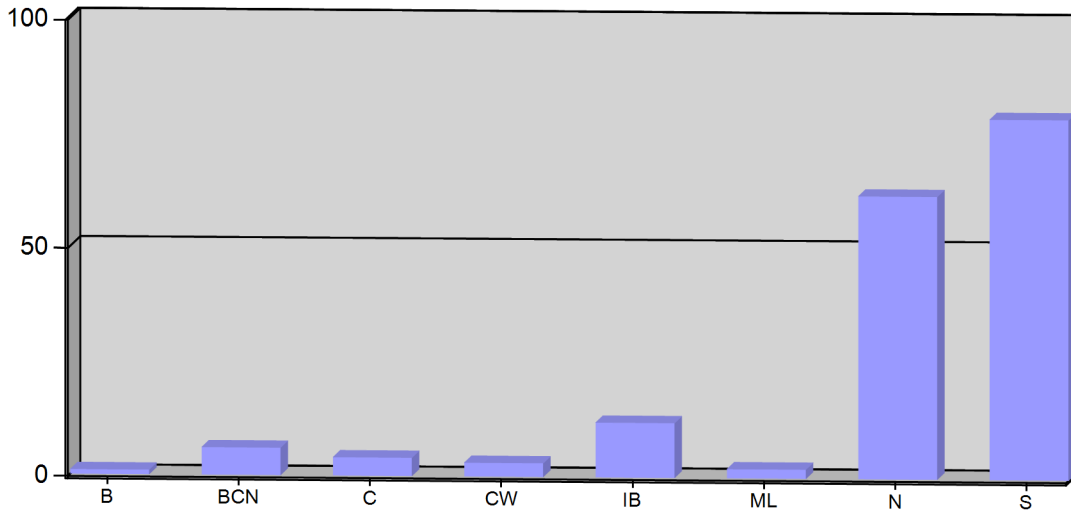
South Padre Island, TX

This report was generated on 7/1/2011 2:15:23 PM



## Incident Count per Zone for Date Range

StartDate: 06/01/2011 | EndDate: 06/30/2011



ZONE	# INCIDENTS
B - Beach -town	1
BCN - Beach -County (North)	6
C - County	4
CW - Causeway	3
IB - Isla Blanca	12
ML - Mainland	2
N - North (Town)	62
S - South (Town)	79

**TOTAL: 169**

Zone information is defined on the Basic Info 3 screen of an incident. Only REVIEWED incidents included.



**EMERGENCY REPORTING**

emergencyreporting.com

Doc Id: 270

Page # 1

# South Padre Island Fire Department

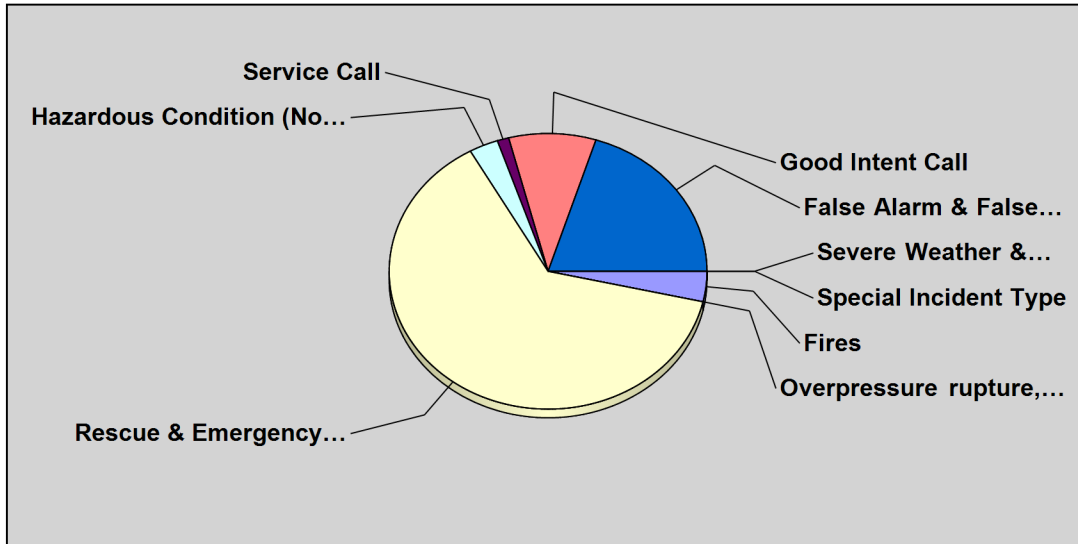
South Padre Island, TX

This report was generated on 7/1/2011 2:14:53 PM



## Breakdown by Major Incident Types for Date Range

StartDate: 06/01/2011 | EndDate: 06/30/2011



MAJOR INCIDENT TYPE	# INCIDENTS	% of TOTAL
Fires	6	3.55%
Overpressure rupture, explosion, overheating - no fire	0	0.00%
Rescue & Emergency Medical Service	107	63.31%
Hazardous Condition (No Fire)	5	2.96%
Service Call	2	1.18%
Good Intent Call	15	8.88%
False Alarm & False Call	34	20.12%
Severe Weather & Natural Disaster	0	0.00%
Special Incident Type	0	0.00%
<b>TOTAL</b>	<b>169</b>	

Only REVIEWED incidents included