



## SOUTH PADRE ISLAND FIRE DEPARTMENT



**To:** Ms. Joni Clarke, City Manager  
**From:** Burney Baskett, Fire Chief  
**Date:** May 2, 2011  
**Subject:** Monthly Report

---

### SOUTH PADRE ISLAND FIRE DEPARTMENT EMERGENCY RESPONSES APRIL 2011

	<u>2011</u>	<u>2010</u>	<u>2009</u>
YEAR TO DATE	726	570	321
TOTAL FOR MONTH	171	119	174
YEAR TO DATE DOLLAR LOSS	\$365,250.00	\$78,700.00	\$1,950.00

Should you have any questions, please feel free to contact me.

BB/yhc

# South Padre Island Fire Department

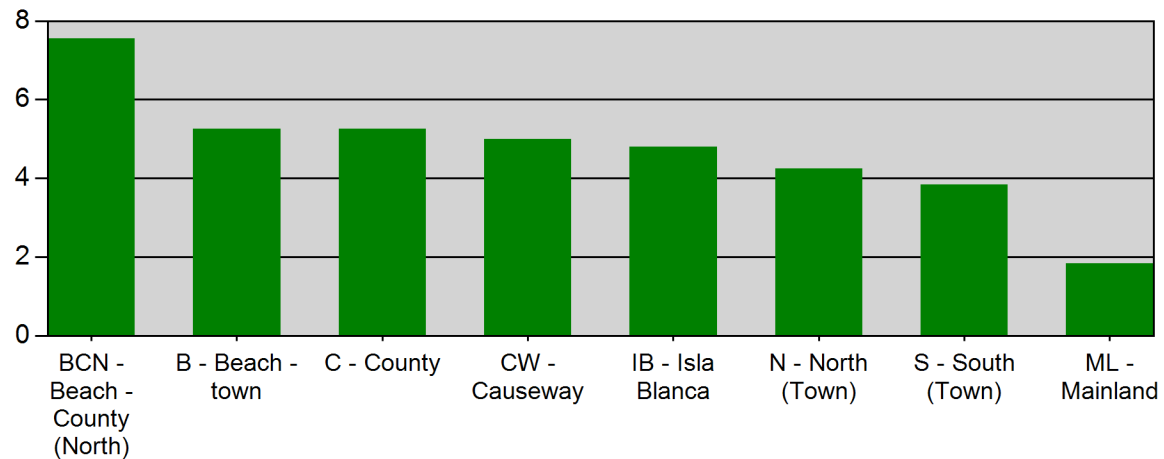
South Padre Island, TX

This report was generated on 5/2/2011 9:23:09 AM



## Average Response Time per Zone for Date Range

StartDate: 04/01/2011 | EndDate: 04/30/2011



Zone	AVERAGE RESPONSE TIME in minutes (Dispatch to Arrived)
BCN - Beach -County (North)	7.56
B - Beach -town	5.25
C - County	5.25
CW - Causeway	5.00
IB - Isla Blanca	4.80
N - North (Town)	4.25
S - South (Town)	3.84
ML - Mainland	1.83

Only REVIEWED incidents included



**EMERGENCY  
REPORTING**

emergencyreporting.com

Doc Id: 62

Page # 1

# South Padre Island Fire Department

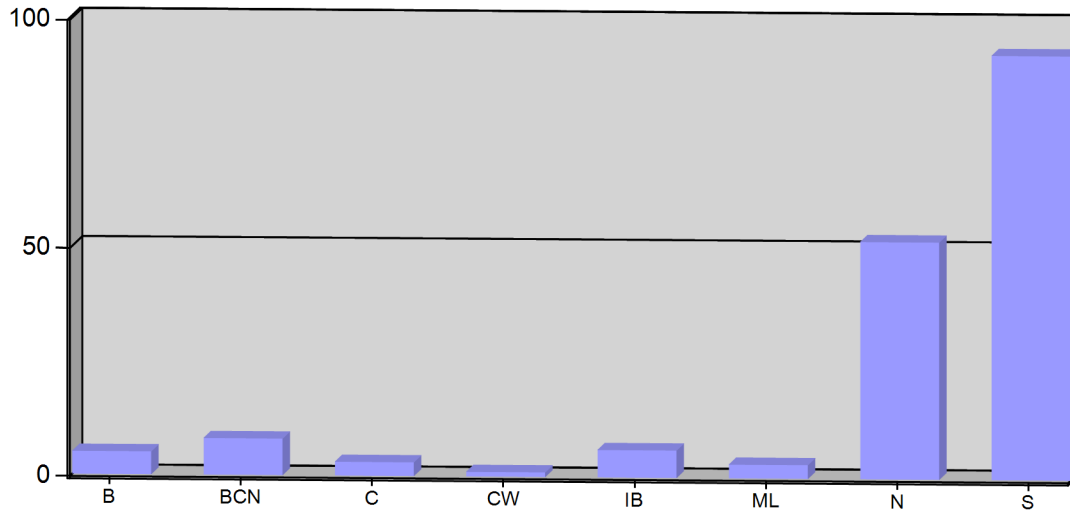
South Padre Island, TX

This report was generated on 5/2/2011 9:24:59 AM



## Incident Count per Zone for Date Range

StartDate: 04/01/2011 | EndDate: 04/30/2011



ZONE	# INCIDENTS
B - Beach -town	5
BCN - Beach -County (North)	8
C - County	3
CW - Causeway	1
IB - Isla Blanca	6
ML - Mainland	3
N - North (Town)	52
S - South (Town)	93

**TOTAL: 171**

Zone information is defined on the Basic Info 3 screen of an incident. Only REVIEWED incidents included.



**EMERGENCY  
REPORTING**

emergencyreporting.com

Doc Id: 270

Page # 1

# South Padre Island Fire Department


South Padre Island, TX

This report was generated on 5/2/2011 9:24:13 AM



## Breakdown by Major Incident Types for Date Range

StartDate: 04/01/2011 | EndDate: 04/30/2011



MAJOR INCIDENT TYPE	# INCIDENTS	% of TOTAL
Fires	2	1.17%
Overpressure rupture, explosion, overhear - no fire	1	0.58%
Rescue & Emergency Medical Service	95	55.56%
Hazardous Condition (No Fire)	10	5.85%
Service Call	1	0.58%
Good Intent Call	28	16.37%
False Alarm & False Call	34	19.88%
Severe Weather & Natural Disaster	0	0.00%
Special Incident Type	0	0.00%

**TOTAL 171**

Only REVIEWED incidents included



**EMERGENCY  
REPORTING**

emergencyreporting.com

Doc Id: 553

Page # 1

# **SPIFD BEACH PATROL MONTHLY LOG**

**APRIL  
2011**

	<b><u>YTD</u></b>
• FIRST AID: 46	257
• JELLYFISH: 9	45
• STINGRAY: 2	10
• LOST CHILD: 8	9
• FOUND CHILD: 8	9
• PUBLIC CONTACT: 1300+	2300+
• PREVENTATIVE ACTION LAND: 52	124
• PREVENTATIVE ACTION WATER: 27	83
• LITTER: 15	117
• GLASS BOTTLES: 48	260
• SWIMMER ASSIST: 12	33
• SWIMMER IN DISTRESS (911): 4	6
• SWIMMER IN DISTRESS COUNTY: 3	6
• RESCUE: 4	9
• BAD WEATHER DAYS: 0 –extremely high tides	2
• HAZMAT: 0	0
• DROWNINGS: 3 (Isla Blanca)	3