

**NOTICE OF WORKSHOP
CITY OF SOUTH PADRE ISLAND
CITY COUNCIL**

NOTICE IS HEREBY GIVEN THAT THE COUNCIL MEMBERS OF THE CITY OF SOUTH PADRE ISLAND, TEXAS, WILL HOLD A WORKSHOP ON:

WEDNESDAY, JUNE 28, 2017
3:00 P.M. AT THE MUNICIPAL BUILDING,
CITY COUNCIL CHAMBERS, 2ND FLOOR
4601 PADRE BOULEVARD, SOUTH PADRE ISLAND, TEXAS

1. Call to order
2. Pledge of Allegiance
3. **Public Comments and Announcements:** *This is an opportunity for citizens to speak to Council relating to agenda or non-agenda items. Speakers are required to address Council at the podium and give their name before addressing their concerns. [Note: State law will not permit the City Council to discuss, debate or consider items that are not on the agenda. Citizen comments may be referred to City Staff or may be placed on the agenda of a future City Council meeting]*
4. Discussion regarding Fiscal Year 2017-2018 budget. (Gimenez)
 - a. Hotel/Motel Occupancy Tax Fund (Fund 02).
 - b. Convention Centre Fund (Fund 06).
 - c. General Fund, Venue Tax and Beach Maintenance proposed changes.
 - d. Fee Schedule Additions.
5. Review projects for the Capital Improvement Plan (CIP). (Jones)
6. Adjourn.

DATED THIS THE 22ND DAY OF JUNE 2017


Susan M. Hill, City Secretary

I, THE UNDERSIGNED AUTHORITY, DO HEREBY CERTIFY THAT THE ABOVE NOTICE OF MEETING OF THE GOVERNING BODY OF THE CITY OF SOUTH PADRE ISLAND, TEXAS IS A TRUE AND CORRECT COPY OF SAID NOTICE AND THAT I POSTED A TRUE AND CORRECT COPY OF SAID NOTICE ON THE BULLETIN BOARD AT CITY HALL/MUNICIPAL BUILDING ON JUNE 22, 2017 AT/OR BEFORE 5:00 P.M. AND REMAINED SO POSTED CONTINUOUSLY FOR AT LEAST 72 HOURS PRECEDING THE SCHEDULED TIME OF SAID MEETING.




Susan M. Hill, City Secretary

THIS FACILITY IS WHEELCHAIR ACCESSIBLE, AND ACCESSIBLE PARKING SPACES ARE AVAILABLE. REQUESTS FOR ACCOMMODATIONS OR INTERPRETIVE SERVICES MUST BE MADE 48 HOURS PRIOR TO THIS MEETING. PLEASE CONTACT BUILDING OFFICIAL, DAVID TRAVIS; ADA DESIGNATED RESPONSIBLE PARTY AT (956) 761-8103.

**CITY OF SOUTH PADRE ISLAND
CITY COUNCIL WORKSHOP
AGENDA REQUEST FORM**

MEETING DATE: June 28, 2019

NAME & TITLE: Rodrigo Gimenez, Chief Financial Officer

DEPARTMENT: Finance

ITEM

Discussion regarding Fiscal Year 2016-2017 budget:

- a. Hotel/Motel Occupancy Tax Fund (Fund 02).
- b. Convention Centre Fund (Fund 06)
- c. General Fund, Venue Tax and Beach Maintenance proposed changes.
- d. Fee Schedule Changes

ITEM BACKGROUND

BUDGET/FINANCIAL SUMMARY

COMPREHENSIVE PLAN GOAL

LEGAL REVIEW

Sent to Legal: YES: _____ NO: _____
Approved by Legal: YES: _____ NO: _____

Comments:

RECOMMENDATIONS/COMMENTS



MEMORANDUM

To: Mayor and Council

Copy: Leadership Team

From: Susan Guthrie, City Manager
Rodrigo Gimenez, Chief Financial Officer
Keith Arnold, CVB Director

Re: Hotel Motel and Convention Centre Funds
Fiscal Year 2017/2018 Draft Budget

Date: June 28, 2017

BUDGET HIGHLIGHTS

The combined budgets for the Hotel Motel and Convention Centre funds reflect revenues in excess of expenditures by approximately \$355,000. This amount increases the projected excess reserves for next fiscal year, which is estimated to be approximately \$3.2 million if no additional budget amendments are approved during the current fiscal year.

The Convention and Visitors Advisory Board will review the budgets for the marketing and events marketing divisions on June 28, 2017. Any proposed changes recommended by the members of the Convention and Visitors Advisory Board will be presented as an addendum at the City Council meeting later that day.

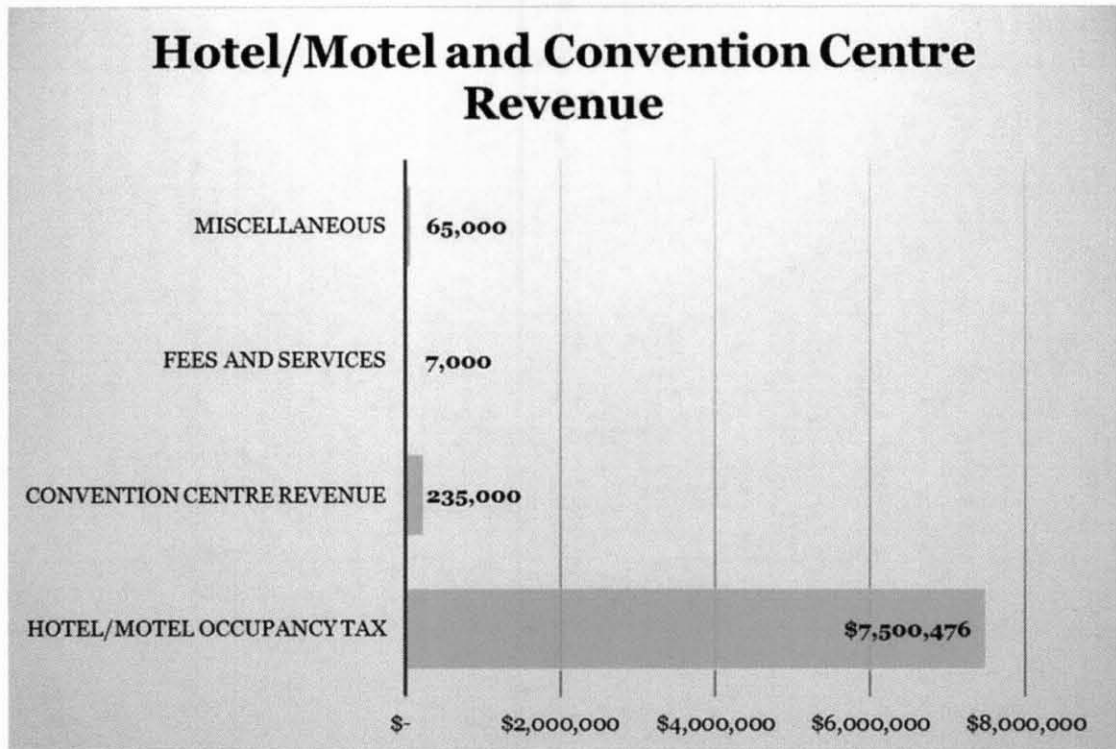
FUND OVERVIEW

Required Reserves

Based on the proposed budget for FY 2017/18, the six months required reserve for next fiscal year would be approximately \$3.7 million. It is projected that the fund balance at 9/30/2018 will be \$6.9 million leaving excess reserves of \$3.2 million.

REVENUE HIGHLIGHTS

Revenue Summary	FY 2017-18 Budget	
Hotel/Motel Occupancy Tax	\$	7,500,476
Convention Centre Revenue		235,000
Fees and Services		7,000
Miscellaneous		65,000
Total Revenue	\$	7,807,476



The Hotel/Motel Tax Fund and Convention Centre Fund are used to account for the receipt of the City’s local hotel occupancy tax. Collections through the month of May have increased by approximately \$285,000 or 12% compared to the same period in the prior year. Based on the current trends, the proposed budget includes HOT revenues in the amount of \$7,500,476.

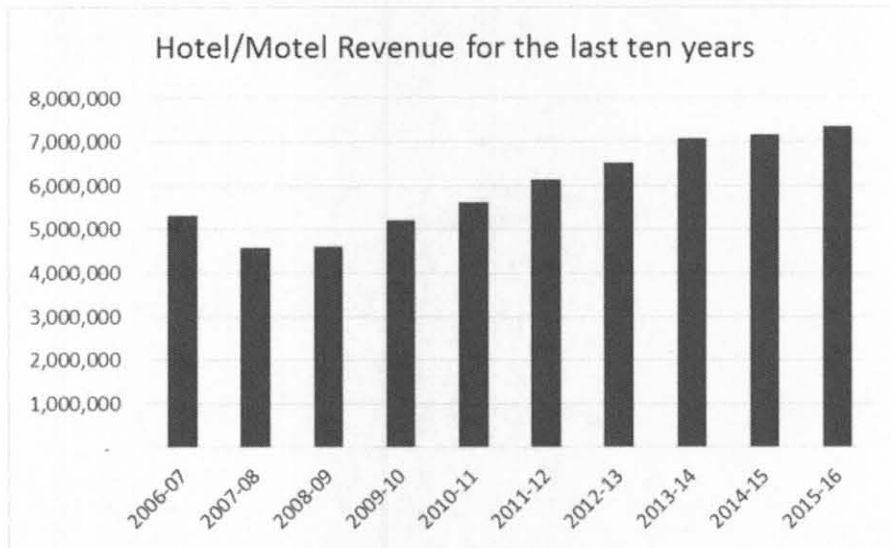
HOT tax had significant increases over the past years, which allowed the expansion of budgetary allocations for both the Hotel Motel and the Convention Centre funds. Over the past ten years, HOT revenues had an average increase of 4% that is reflected in schedule below.

4601 Padre Boulevard • South Padre Island, Texas 78597 • 956.761.6457 • Fax 956.761.3888

Hotel/Motel Tax Collections **

Fiscal Year	Amount	Percentage of Increase/(Decrease)
2006-07	5,331,068	2.88%
2007-08	4,581,727	-14.06%
2008-09	4,622,421	0.89%
2009-10	5,206,944	12.65%
2010-11	5,634,651	8.21%
2011-12	6,144,014	9.04%
2012-13	6,519,775	6.12%
2013-14	7,069,671	8.43%
2014-15	7,149,723	1.13%
2015-16	7,341,767	2.69%

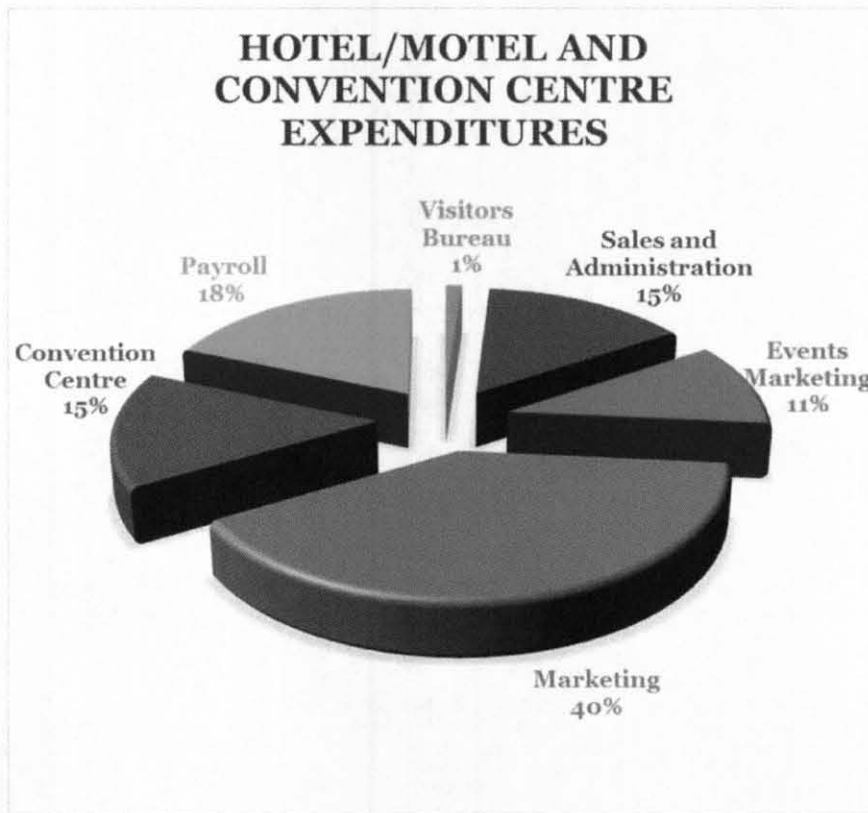
** Excludes penalties & interest



Regarding other sources of revenues, \$235,000 has been budgeted for the rental of the Convention Centre facility that represents a decrease of \$5,000 compared to the current year's budget. This is due to a decrease in anticipated equipment rental fees. However, additional revenues in the amount of \$65,000 has been budgeted for advertising on the Convention Centre website. This is an increase of \$15,000 or 30% compared to the current year's budget.

EXPENDITURE HIGHLIGHTS

Expenditure Summary	FY 2017-18 Payroll	FY 2017-18 Operations	FY 2017-18 Budget
Visitors Bureau	\$ 153,280	\$ 84,760	\$ 238,040
Sales and Administration	693,217	1,085,275	1,778,492
Events Marketing	60,601	800,918	861,519
Marketing	-	2,990,000	2,990,000
Convention Centre	474,964	1,109,616	1,584,580
Total Expenditures	\$ 1,382,062	\$ 6,070,569	\$ 7,452,631



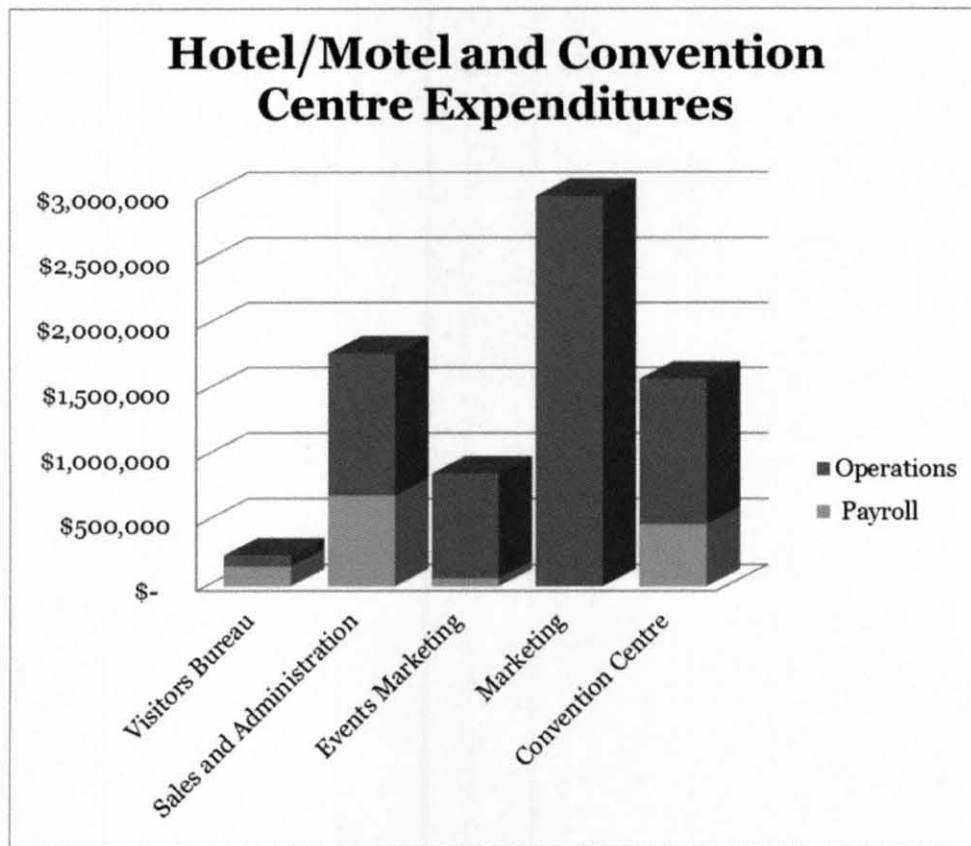
The total proposed expenditures for both the Hotel Motel and Convention Centre Funds are approximately \$7,452,000. Of this amount, \$1,382,062 or 19%, are personnel costs that includes the implementation of Phase V of the Compensation Plan and a 1% COLA for non-eligible employees. The additional cost of the compensation adjustment is

4601 Padre Boulevard • South Padre Island, Texas 78597 • 956.761.6457 • Fax 956.761.3888

estimated to be approximately \$33,000 including benefits and tax burden for the Visitor's Bureau, Sales & Administration, and Convention Centre Divisions.

Personnel Changes

The proposed budget in the Events Marketing Division includes a new Events Development and Packaging Manager position for \$60,600 including benefits and tax burden. This person will be responsible for developing, implementing and managing festivals, sports and events. Duties include research, proposal development, fund-raising, event planning as well as marketing and economic impact assessment. The potential for festivals, sports and events to fill offseason weekends is massive. A full-time manager is required to take full advantage of this market expediently and effectively. The immediate addition of this position will significantly accelerate the economic impact of events on the nine months of offseason activity and will enhance the sustainable growth of South Padre Island.



Fund 02 – Hotel/Motel Tax

This fund is split into four distinct divisions: Visitors Bureau, Sales & Administration, Events Marketing and Marketing.

Operating Expenses other than Personnel Costs:

Visitors Bureau: This division is responsible for the maintenance and operations of the Visitors Bureau and projects an increase of approximately \$17,000 in operating expenditures. This increase is primarily attributed to \$16,000 used to purchase two kiosks and five screens. The self-serve kiosks will provide visitors with easy access to real-time weather updates and general information for island events and attractions


Sales & Administration: This division is responsible for the promotion of South Padre Island as a destination of choice for travel consumers and is projecting an increase in budgeted operating expenses of \$147,399. This increase is primarily attributed to additional expenditures in accounting, administrative, information technology, and human resources costs that are transferred to the General Fund. Other adjustments in the budget include a decrease in the postage line item of \$9,000 as well as increase of \$16,600 in software, which is attributed the Short Term Rental management system. This software will automate discovery of non-compliance, track properties working through permitting and communicate ordinance requirements. It will also increase productivity by decreasing duplicate cases while maintaining a daily record in its history, and retaining a history of advertisements removed from service after compliance inquiries were issued. Additionally, familiarization tours and convention services proposed budget includes increases of \$13,000 and \$48,300 respectively. The convention services increase is related to transportation subsidies for booked and potential future business.

Events Marketing: This division is responsible for the marketing and managing the special events that are held on the island. Sponsorships totaling \$635,751 have been budgeted for next fiscal year. Additionally, the city allocated local occupancy tax revenue for ecological tourism in the amount of \$50,000. Known and/or recurring events that have been included in the budget are the choreographed fireworks display shows for 3 summer holidays, which have been budgeted for \$80,000, the same as prior years. No transfer for public safety reimbursement during Spring Break has been budgeted. However, staff will request a budget amendment after next Spring Break once the actual cost is known.

Marketing: This division has no personnel costs and is where marketing related expenses are budgeted. An overall decrease in the division of \$160,000 is associated with decreased costs in media placement as well as production and content development. As a reminder, Council approved an additional \$350,000 for a Summer Enhancement Plan for media placement for this current fiscal year.

4601 Padre Boulevard • South Padre Island, Texas 78597 • 956.761.6457 • Fax 956.761.3888

Of the approximate \$3 million budget for this division, 92% is allocated towards the contract with The Atkins Group, the current marketing agency that is under contract through September 30, 2017. The terms of the agreement allow for the current contract to be renewed for three additional one-year periods beginning October 1, 2016. Media placement accounts for 74% of the marketing budget.



Fund 06 – Convention Centre

This fund also utilizes Hotel Occupancy Tax revenue but is different from the Hotel/Motel Fund as its primary purpose is to fund the facilities associated with the Convention Centre. The current draft of this budget includes a total allocation of \$1,109,616 (excluding payroll). There is a reduction of \$305,005 in building and structures due to the completion of the interior renovation of the Convention Centre. However, the proposed budget includes \$219,420 for capital outlay improvements:

Building Improvements

Roof Top Fans	\$ 5,000
Cooling Towers Improvements	\$43,000
Electrical Boxes	\$27,000
Air Handler	\$30,000
Miscellaneous	\$40,000

Total **\$145,000**

Equipment, Vehicles & Other	
Carry All Mule	\$14,000
AV Equipment	\$ 7,900
Heated Banquet Tables	\$12,000
Truck	\$40,520
Total	\$74,420

General Fund – Allocation of revenues over expenditures

Based on subsequent discussions with City Council after the June 7th budget workshop, staff is proposing an increase of \$0.01 in Property Taxes to fund deferred building maintenance for 2017-2018. If approved by City Council, the following changes in the proposed General Fund budget are summarized below:

Original Proposed Revenues Over/(Under) Expenditures	\$	4,848
Proposed (\$0.01/\$100) Property Tax increase		225,000
Facility Preventative Maintenance Program		(223,100)
Revised Proposed Revenues Over/(Under) Expenditures	\$	6,748

Venue Tax Fund – Allocation of funds for debt service payments

During the regular council meeting of June 21st, City Council approved the sale of the Venue Hotel Occupancy Tax Revenue Bonds, Series 2017. Debt service payments including principal and interest in the amount of \$509,838 are included in the proposed budget for fiscal year 2017-18.

Beach Maintenance Fund – Allocation of revenues over expenditures

The Beach Maintenance Fund has also been adjusted based on subsequent discussions with City Council after the June 7th City Council Meeting. The Council approved the same amount of Litter Patrol Officers for the current year as used in the prior year. The proposed budget has been adjusted to preserve the same level of service for next year's budget as well.

Original Proposed Revenues Over/(Under) Expenditures	\$	380,446
Preserve current level of service for Anti-Litter Beach Program		(44,334)
Revised Proposed Revenues Over/(Under) Expenditures	\$	336,112

Fee Schedule Changes

Every year, staff reviews and propose changes to the current city's fee schedule. For next fiscal year, staff is proposing the following adjustments:

The City Manager suggests removing the following fees from administrative services:

- VHS cassette \$2.50
- Audio cassette \$1.00

The Environmental Health Services Department has recommended additions to the fee schedule. These requested additions are detailed as follows:

- Annual Permit for temporary vendors (Oct-Sept) \$100
- Mobile Food Unit Health Permit Applications:
 - Peak Season (Mar-August) \$500
 - Off Peak Season (Sep-Feb) \$100
 - Annual Permit (Optional) \$1,800
- Natural Habitat Lot Application fee-new \$75
- Natural Habitat Lot Application fee-renewal \$50
- Natural Habitat Lot Optional Fee Payment
 - Mowing R-O-W \$35
 - Mowing Perimeter \$25
 - Mowing R-O-W and Perimeter \$50
 - Post and Rope: 50 foot \$350
 - Post and Rope: 100 foot \$700
 - Post and Rope: 150 foot \$1,050

The Fire Department has recommended additions to the fee schedule. These requested additions are detailed as follows:

- Propane tank installation permit fee (post installation) \$200
- Special event standbys
 - EMT & Beach Patrol \$30
 - Ambulance with 2 personnel (\$100 hr. with 4 hr. min.) \$400

The following are additions recommended by the Parks and Recreation Committee for Community Center rentals (all fees are non-refundable hourly rates):

- Any single private non-alcohol event reserving the full building \$50 per hour
- Fee for small meeting room non-alcohol event \$25 per hour
- Additional administrative fee for any approved event reservation involving alcohol (beer & wine only). \$200

A per hour fee will also be assessed for any time over and above the reservation period.

4601 Padre Boulevard • South Padre Island, Texas 78597 • 956.761.6457 • Fax 956.761.3888

The Shoreline Department has recommended the following changes to the fee schedule:

- Remove Beach and Dune Permits in-house. This in-house permit no longer exists (all permits must have GLO approval).
- Special Events (Beach) Permit [Increase \$50 to offset additional inspection and consultation costs] \$300

A copy of the existing fee schedule is attached for review.

CITY OF SOUTH PADRE ISLAND
 PROPOSED BUDGET WORKSHEET
 AS OF: MAY 31ST, 2017

02 -HOTEL/MOTEL TAX FUND

FINANCIAL SUMMARY	TWO YEARS	ONE YEAR	----- CURRENT YEAR -----		PROPOSED BUDGET	INCREASE (DECREASE)
	PRIOR ACTUAL	PRIOR ACTUAL	ACTUAL BUDGET	Y-T-D ACTUAL		
REVENUE SUMMARY						
CONVENTION CENTER REVENUE	0.00	0.00	0.00	0.00	0.00	0.00
NON-PROPERTY TAXES	4,493,602.04	5,650,620.97	5,324,623.00	2,118,243.18	5,889,329.00	564,706.00
FEES AND SERVICES	8,622.20	11,297.02	7,000.00	5,572.42	7,000.00	0.00
INTERGOVERNMENTAL	0.00	0.00	0.00	0.00	0.00	0.00
FINES AND FORFEITURES	0.00	0.00	0.00	0.00	0.00	0.00
MISCELLANEOUS	75,095.75	81,964.36	50,000.00	43,248.94	65,000.00	15,000.00
OTHER FINANCING SOURCES	0.00	0.00	0.00	0.00	0.00	0.00
*** TOTAL REVENUES ***	4,577,319.99	5,743,882.35	5,381,623.00	2,167,064.54	5,961,329.00	579,706.00
EXPENDITURE SUMMARY						
VISITORS BUREAU	210,405.11	193,813.27	220,274.00	141,383.89	238,040.00	17,766.00
SALES & ADMINISTRATION	1,004,336.21	1,253,040.01	1,586,045.50	965,094.75	1,778,492.00	192,446.50
EVENTS MARKETING	470,176.49	568,692.54	919,182.00	654,824.00	861,519.00	(57,663.00)
MARKETING	2,203,929.12	2,598,710.81	3,150,000.00	1,487,501.09	2,990,000.00	(160,000.00)
*** TOTAL EXPENDITURES ***	3,888,846.93	4,614,256.63	5,875,501.50	3,248,803.73	5,868,051.00	(7,450.50)
** REVENUES OVER (UNDER) EXPENDITURES **	688,473.06	1,129,625.72	(493,878.50)	(1,081,739.19)	.93,278.00	587,156.50

02 -HOTEL/MOTEL TAX FUND

REVENUES	TWO YEARS		ONE YEAR		----- CURRENT YEAR -----		PROPOSED BUDGET	INCREASE (DECREASE)
	PRIOR ACTUAL	PRIOR ACTUAL	PRIOR ACTUAL	ACTUAL BUDGET	Y-T-D ACTUAL			
CONVENTION CENTER REVENUE								
41500	TICKET SALES	0.00	0.00	0.00	0.00	0.00	0.00	0.00
41600	EVENT SECURITY FEES	0.00	0.00	0.00	0.00	0.00	0.00	0.00
41601	EVENT FEES	0.00	0.00	0.00	0.00	0.00	0.00	0.00
** REVENUE CATEGORY TOTAL **		0.00	0.00	0.00	0.00	0.00	0.00	0.00
NON-PROPERTY TAXES								
43010	HOTEL/MOTEL OCCUPANCY TAX	4,487,565.17	5,639,174.33	5,324,623.00	2,113,116.50	5,889,329.00	564,706.00	
43011	PENALTIES	2,707.92	6,702.04	0.00	2,745.86	0.00	0.00	
43012	INTEREST	4,508.44	5,829.78	0.00	2,849.56	0.00	0.00	
43013	REFUND OVERPAID TAXES	(1,179.49)	(1,085.18)	0.00	(468.74)	0.00	0.00	
** REVENUE CATEGORY TOTAL **		4,493,602.04	5,650,620.97	5,324,623.00	2,118,243.18	5,889,329.00	564,706.00	
FEES AND SERVICES								
44014	REV DISC LOCAL OCCUPANCY TA	912.58	2,621.92	0.00	0.00	0.00	0.00	
44050	VIDEO TAPE SALES	0.00	0.00	0.00	0.00	0.00	0.00	
44051	LABEL/BROCHURES SALES	0.00	0.00	0.00	0.00	0.00	0.00	
44052	SOUVENIR SALES	25.00	0.00	0.00	0.00	0.00	0.00	
44053	CO-OP PARTNERS	0.00	0.00	0.00	0.00	0.00	0.00	
44054	SPI BLOWOUT	0.00	0.00	0.00	0.00	0.00	0.00	
44055	SPONSORS	0.00	0.00	0.00	0.00	0.00	0.00	
44056	RENTAL INCOME -CHAMBER	7,684.62	8,675.10	7,000.00	5,572.42	7,000.00	0.00	
** REVENUE CATEGORY TOTAL **		8,622.20	11,297.02	7,000.00	5,572.42	7,000.00	0.00	
INTERGOVERNMENTAL								
46051	HARLIGEN CO-OP ADVERTISING	0.00	0.00	0.00	0.00	0.00	0.00	
46062	PIC REIMBURSEMENT	0.00	0.00	0.00	0.00	0.00	0.00	
46065	UTMA SEC 18 REIMBURSE	0.00	0.00	0.00	0.00	0.00	0.00	
46066	PUBLIC TRANSIT FUND	0.00	0.00	0.00	0.00	0.00	0.00	
** REVENUE CATEGORY TOTAL **		0.00	0.00	0.00	0.00	0.00	0.00	

02 -HOTEL/MOTEL TAX FUND

REVENUES	TWO YEARS PRIOR ACTUAL	ONE YEAR PRIOR ACTUAL	----- CURRENT YEAR -----		PROPOSED BUDGET	INCREASE (DECREASE)
			ACTUAL BUDGET	Y-T-D ACTUAL		
FINES AND FORFEITURES						
45001 SPECIAL EVENTS POLICE GAMES	0.00	0.00	0.00	0.00	0.00	0.00
** REVENUE CATEGORY TOTAL **	0.00	0.00	0.00	0.00	0.00	0.00
MISCELLANEOUS						
48040 INTEREST REVENUE	1,620.09	8,610.09	0.00	8,331.97	0.00	0.00
48041 CASH OVER/SHORT	0.00	0.00	0.00	0.00	0.00	0.00
48042 MISCELLANEOUS REVENUE	90.06	963.32	0.00	77.25	0.00	0.00
48044 DISCOUNTS EARNED	0.00	0.00	0.00	0.00	0.00	0.00
48050 RECYCLE REVENUE	0.00	0.00	0.00	0.00	0.00	0.00
48063 ADVERTISING- WEB	73,385.60	72,390.95	50,000.00	34,839.72	65,000.00	15,000.00
48064 FARE BOX REVENUE	0.00	0.00	0.00	0.00	0.00	0.00
48066 COMMISSIONS	0.00	0.00	0.00	0.00	0.00	0.00
** REVENUE CATEGORY TOTAL **	75,095.75	81,964.36	50,000.00	43,248.94	65,000.00	15,000.00
OTHER FINANCING SOURCES						
49080 OTHER FINANCING SOURCES	0.00	0.00	0.00	0.00	0.00	0.00
49085 SALE OF FIXED ASSETS	0.00	0.00	0.00	0.00	0.00	0.00
49090 TRANSFERS IN	0.00	0.00	0.00	0.00	0.00	0.00
** REVENUE CATEGORY TOTAL **	0.00	0.00	0.00	0.00	0.00	0.00
*** TOTAL REVENUES ***	4,577,319.99	5,743,882.35	5,381,623.00	2,167,064.54	5,961,329.00	579,706.00

CITY OF SOUTH PADRE ISLAND
 PROPOSED BUDGET WORKSHEET
 AS OF: MAY 31ST, 2017

02 -HOTEL/MOTEL TAX FUND

VISITORS BUREAU

DEPARTMENT EXPENDITURES	TWO YEARS	ONE YEAR	----- CURRENT YEAR -----		PROPOSED BUDGET	INCREASE (DECREASE)
	PRIOR ACTUAL	PRIOR ACTUAL	ACTUAL BUDGET	Y-T-D ACTUAL		
PERSONNEL SERVICES						
590-0010 SUPERVISION	0.00	0.00	0.00	0.00	0.00	0.00
590-0010-01 EXEMPT	44,898.58	45,763.60	46,258.00	30,245.89	47,000.00	742.00
590-0010-02 NON EXEMPT	47,631.95	48,714.50	50,196.00	33,040.10	51,243.00	1,047.00
590-0020 CLERICAL	0.00	0.00	0.00	0.00	0.00	0.00
590-0030 LABOR	0.00	0.00	0.00	0.00	0.00	0.00
590-0040 TEMPORARY EMPLOYEES	9,907.82	9,300.19	12,000.00	7,996.26	12,000.00	0.00
590-0060 OVERTIME	1,261.07	1,375.36	3,500.00	684.05	3,500.00	0.00
590-0070 MEDICARE	2,053.91	2,017.09	2,905.00	1,538.42	2,882.00	(23.00)
590-0080 TMRS	12,220.97	12,414.01	13,314.00	7,898.81	13,178.00	(136.00)
590-0081 GROUP INSURANCE	16,484.76	16,458.53	18,286.00	11,695.79	20,167.00	1,881.00
590-0083 WORKERS COMPENSATION	206.98	253.36	302.00	284.20	307.00	5.00
590-0084 UNEMPLOYMENT TAX	144.32	599.00	780.00	108.37	595.00	(185.00)
590-0085 LONGEVITY	2,029.00	2,095.00	2,228.00	2,228.00	2,408.00	180.00
590-0090 MERIT ADJUSTMENTS	0.00	0.00	2,960.00	2,955.00	0.00	(2,960.00)
*** CATEGORY TOTAL ***	136,839.36	138,990.64	152,729.00	98,674.89	153,280.00	551.00
GOODS AND SUPPLIES						
590-0101 OFFICE SUPPLIES	1,488.93	876.45	1,600.00	1,998.00	1,600.00	0.00
590-0102 LOCAL MEETINGS	18.00	53.00	200.00	(18.00)	200.00	0.00
590-0103 VIDEO CASSETTES	0.00	0.00	0.00	0.00	0.00	0.00
590-0104 FUELS & LUBRICANTS	373.42	314.22	1,000.00	112.96	300.00	(700.00)
590-0107 BOOKS & PERIODICALS	0.00	7.51	0.00	0.00	0.00	0.00
590-0108 POSTAGE	1,164.75	1,693.95	1,800.00	2,756.97	2,350.00	550.00
590-0109 PHOTOGRAPHIC SUPPLIES	0.00	0.00	0.00	0.00	0.00	0.00
590-0110 FLAGS	150.00	221.10	300.00	166.22	300.00	0.00
590-0111 TIRES & TUBES	0.00	0.00	0.00	0.00	0.00	0.00
590-0113 BATTERIES	51.41	0.00	0.00	60.87	0.00	0.00
590-0114 MEDICAL SUPPLIES	44.70	20.78	100.00	50.63	100.00	0.00
590-0115 LAMPS & GLOBES	53.00	98.64	150.00	250.21	300.00	150.00
590-0116 AWARDS	0.00	0.00	0.00	0.00	0.00	0.00
590-0117 SAFETY SUPPLIES	0.00	0.00	0.00	0.00	0.00	0.00
590-0118 PRINTING	0.00	0.00	0.00	0.00	0.00	0.00
590-0130 WEARING APPAREL	151.94	400.87	350.00	259.17	500.00	150.00
590-0150 MINOR TOOLS & EQUIPMENT	42.94	205.39	500.00	21.41	500.00	0.00
590-0160 LAUNDRY & JANITORIAL	1,967.24	3,093.23	2,000.00	1,655.17	2,000.00	0.00
590-0180 INFORMATION TECHNOLOGY	3,419.57	3,450.81	4,000.00	3,553.76	20,000.00	16,000.00
2 Kiosk's & 5 Screens 1 20,000.00					20,000.00	
590-0190 SOFTWARE	0.00	0.00	0.00	0.00	0.00	0.00
*** CATEGORY TOTAL ***	8,925.90	10,435.95	12,000.00	10,867.37	28,150.00	16,150.00

02 -HOTEL/MOTEL TAX FUND

VISITORS BUREAU

DEPARTMENT EXPENDITURES

		TWO YEARS	ONE YEAR	----- CURRENT YEAR -----			
		PRIOR	PRIOR	ACTUAL	Y-T-D	PROPOSED	INCREASE
		ACTUAL	ACTUAL	BUDGET	ACTUAL	BUDGET	(DECREASE)

BULK GOODS AND SUPPLIES							
590-0210	COLLATERAL PIECES	0.00	0.00	0.00	0.00	0.00	0.00
590-0230	PROMOTION ITEMS	0.00	0.00	0.00	0.00	0.00	0.00
*** CATEGORY TOTAL ***		0.00	0.00	0.00	0.00	0.00	0.00
REPAIR AND MAINTENANCE							
590-0401	FURNITURE/FIXTURES	0.00	9.99	300.00	294.00	300.00	0.00
590-0410	MACHINERY & EQUIPMENT	332.50	90.00	0.00	673.60	0.00	0.00
590-0411	BUILDINGS & STRUCTURES	4,561.93	500.88	5,500.00	720.00	3,000.00	(2,500.00)
590-0412	LANDSCAPE	5,686.50	5,241.99	5,000.00	2,919.98	5,000.00	0.00
590-0415	SERVICE CONTRACTS	4,440.86	5,130.08	4,100.00	3,125.32	4,100.00	0.00
	Pest Control	1	708.00			708.00	
	Air Filters	1	500.00			500.00	
	Mail Meter Machine	1	2,892.00			2,892.00	
590-0418	PARKING LOTS	200.00	0.00	0.00	0.00	0.00	0.00
590-0420	MOTOR VEHICLES	720.09	349.31	1,000.00	289.95	1,000.00	0.00
590-0427	PLUMBING	0.00	0.00	0.00	0.00	0.00	0.00
*** CATEGORY TOTAL ***		15,941.88	11,322.25	15,900.00	8,022.85	13,400.00	(2,500.00)
MISCELLANEOUS SERVICES							
590-0501	COMMUNICATIONS	4,907.57	4,057.76	4,000.00	2,739.41	4,000.00	0.00
590-0510	RENTAL OF EQUIPMENT	3,116.25	1,721.97	4,000.00	0.00	2,000.00	(2,000.00)
590-0513	TRAINING EXPENSE	993.00	0.00	290.00	174.00	1,490.00	1,200.00
590-0520	INSURANCE	9,781.31	11,512.18	9,500.00	9,189.46	12,000.00	2,500.00
590-0530	PROFESSIONAL SERVICES	880.40	520.65	1,500.00	735.40	500.00	(1,000.00)
590-0540	ADVERTISING	0.00	0.00	0.00	0.00	0.00	0.00
590-0550	TRAVEL EXPENSE	1,116.07	797.90	2,355.00	1,460.87	3,720.00	1,365.00
590-0551	DUES & MEMBERSHIPS	15.00	15.00	0.00	15.00	0.00	0.00
590-0558	DECORATIONS	465.78	416.30	500.00	168.00	500.00	0.00
590-0580	ELECTRICITY	9,265.35	9,631.37	12,000.00	6,404.54	10,000.00	(2,000.00)
590-0581	WATER, SEWER & GARBAGE	3,861.98	3,797.91	3,000.00	2,275.51	4,000.00	1,000.00
590-0598	LAND LEASE	0.00	0.00	0.00	0.00	0.00	0.00
*** CATEGORY TOTAL ***		34,402.71	32,471.04	37,145.00	23,162.19	38,210.00	1,065.00

CITY OF SOUTH PADRE ISLAND
 PROPOSED BUDGET WORKSHEET
 AS OF: MAY 31ST, 2017

02 -HOTEL/MOTEL TAX FUND
 VISITORS BUREAU
 DEPARTMENT EXPENDITURES

	TWO YEARS	ONE YEAR	----- CURRENT YEAR -----		PROPOSED BUDGET	INCREASE (DECREASE)
	PRIOR ACTUAL	PRIOR ACTUAL	ACTUAL BUDGET	Y-T-D ACTUAL		

EQUIPMNT > \$5,000 OUTLAY						
590-1001 BUILDINGS & STRUCTURES	0.00	0.00	0.00	0.00	0.00	0.00
590-1004 MACHINERY & EQUIPMENT	0.00	0.00	0.00	0.00	0.00	0.00
590-1007 MOTOR VEHICLES	0.00	0.00	0.00	0.00	0.00	0.00
590-1011 INFORMATION TECHNOLOGY	0.00	0.00	0.00	0.00	0.00	0.00
*** CATEGORY TOTAL ***	0.00	0.00	0.00	0.00	0.00	0.00
TOURISM AND CULTURAL						
590-8141 EVENTS	535.63	593.39	2,500.00	656.59	5,000.00	2,500.00
*** CATEGORY TOTAL ***	535.63	593.39	2,500.00	656.59	5,000.00	2,500.00
SPECIAL PROJECTS						
590-9172 SIDEWALKS	13,759.63	0.00	0.00	0.00	0.00	0.00
*** CATEGORY TOTAL ***	13,759.63	0.00	0.00	0.00	0.00	0.00
MISC ADJUSTMENTS						
590-9999 MISC DEPT ADJ	0.00	0.00	0.00	0.00	0.00	0.00
*** CATEGORY TOTAL ***	0.00	0.00	0.00	0.00	0.00	0.00
*** DEPARTMENT TOTAL ***	<u>210,405.11</u>	<u>193,813.27</u>	<u>220,274.00</u>	<u>141,383.89</u>	<u>238,040.00</u>	<u>17,766.00</u>

CITY OF SOUTH PADRE ISLAND
 PROPOSED BUDGET WORKSHEET
 AS OF: MAY 31ST, 2017

02 -HOTEL/MOTEL TAX FUND
 SALES & ADMINISTRATION
 DEPARTMENT EXPENDITURES

	TWO YEARS		ONE YEAR		----- CURRENT YEAR -----		PROPOSED BUDGET	INCREASE (DECREASE)
	PRIOR ACTUAL		PRIOR ACTUAL		ACTUAL BUDGET	Y-T-D ACTUAL		
PERSONNEL SERVICES								
592-0010 SUPERVISION	0.00		0.00		0.00	0.00	0.00	0.00
592-0010-01 EXEMPT	236,971.48		224,139.59		286,466.00	166,765.00	316,630.00	30,164.00
592-0010-02 NON EXEMPT	120,808.35		163,732.29		166,896.00	111,020.01	176,779.00	9,883.00
592-0020 CLERICAL	0.00		0.00		0.00	0.00	0.00	0.00
592-0030 LABOR	0.00		0.00		0.00	0.00	0.00	0.00
592-0040 TEMPORARY EMPLOYEES	2,254.70		10,390.05		8,000.00	7,533.56	8,000.00	0.00
592-0060 OVERTIME	3,886.00		6,769.86		9,000.00	3,655.21	9,000.00	0.00
592-0070 MEDICARE	5,731.55		6,728.24		10,033.00	5,048.89	10,656.00	623.00
592-0080 TMRS	49,832.84		53,882.24		64,610.00	34,658.59	68,960.00	4,350.00
592-0081 GROUP INSURANCE	39,257.58		48,922.84		61,143.00	34,326.05	68,075.00	6,932.00
592-0083 WORKERS COMPENSATION	680.77		1,012.28		1,222.00	1,151.77	1,322.00	100.00
592-0084 UNEMPLOYMENT TAX	693.94		1,750.99		1,960.00	152.72	1,495.00	(465.00)
592-0085 LONGEVITY	1,420.00		1,458.00		1,932.00	1,932.00	2,300.00	368.00
592-0090 MERIT ADJUSTMENTS	0.00		0.00		6,907.00	6,895.00	0.00	(6,907.00)
592-0095 SALES INCENTIVE	5,809.35		14,195.00		30,000.00	13,396.50	30,000.00	0.00
*** CATEGORY TOTAL ***	467,346.56		532,981.38		648,169.00	386,535.30	693,217.00	45,048.00
GOODS AND SUPPLIES								
592-0101 OFFICE SUPPLIES	5,186.26		9,042.59		8,000.00	7,755.59	8,000.00	0.00
592-0102 LOCAL MEETINGS	6,715.27		9,295.83		9,000.00	7,024.63	9,000.00	0.00
592-0103 VIDEO MEDIA	0.00		0.00		0.00	156.05	0.00	0.00
592-0104 FUELS & LUBRICANTS	828.51		1,115.70		2,000.00	813.08	2,000.00	0.00
592-0107 BOOKS & PERIODICALS	6.43		0.00		0.00	0.00	0.00	0.00
592-0108 POSTAGE	0.00		23,257.56		44,000.00	15,096.33	35,000.00	(9,000.00)
592-0108-02 FREIGHT	0.00		0.00		0.00	0.00	0.00	0.00
592-0109 PHOTOGRAPHIC SUPPLIES	0.00		0.00		0.00	0.00	0.00	0.00
592-0118 PRINTING	0.00		0.00		0.00	0.00	0.00	0.00
592-0130 WEARING APPAREL	818.63		3,335.49		2,300.00	2,303.87	3,800.00	1,500.00
592-0150 MINOR TOOLS & EQUIPMENT	1,502.70		5,594.38		9,000.00	5,722.03	9,000.00	0.00
Pop-Up Displays	4	1,000.00					4,000.00	
Booth Decor	1	1,500.00					1,500.00	
Tablecovers for Logo	4	300.00					1,200.00	
Misc/Ext cords/ HDMI Ca	1	1,300.00					1,300.00	
Folding Table for Booth	4	250.00					1,000.00	
592-0160 LAUNDRY & JANITORIAL	0.00		411.51		0.00	0.00	0.00	0.00
592-0180 INFORMATION TECHNOLOGY	5,673.75		2,989.85		12,500.00	12,699.10	12,500.00	0.00
592-0190 SOFTWARE	2,238.66		427.99		600.00	540.90	17,200.00	16,600.00
STR Tracking	1	16,000.00					16,000.00	
Misc	1	1,200.00					1,200.00	
*** CATEGORY TOTAL ***	22,970.21		55,470.90		87,400.00	52,111.58	96,500.00	9,100.00

CITY OF SOUTH PADRE ISLAND
 PROPOSED BUDGET WORKSHEET
 AS OF: MAY 31ST, 2017

02 --HOTEL/MOTEL TAX FUND
 SALES & ADMINISTRATION
 DEPARTMENT EXPENDITURES

		TWO YEARS	ONE YEAR	----- CURRENT YEAR -----			
		PRIOR	PRIOR	ACTUAL	Y-T-D	PROPOSED	INCREASE
		ACTUAL	ACTUAL	BUDGET	ACTUAL	BUDGET	(DECREASE)
<hr/>							
BULK GOODS AND SUPPLIES							
592-0210	STOCK - COLLATERAL PIECES	0.00	0.00	20,000.00	10,000.00	20,000.00	0.00
592-0230	STOCK - PROMOTION ITEMS	0.00	49,451.94	60,000.00	39,996.04	60,000.00	0.00
*** CATEGORY TOTAL ***		0.00	49,451.94	80,000.00	49,996.04	80,000.00	0.00
REPAIR AND MAINTENANCE							
592-0401	FURNITURE & FIXTURES	1,608.15	2,591.49	3,000.00	499.97	3,000.00	0.00
592-0410	MACHINERY & EQUIPMENT	0.00	0.00	0.00	0.00	5,500.00	5,500.00
	Plotter w/Maintenance A 1	5,500.00				5,500.00	
592-0412	LANDSCAPE	0.00	0.00	0.00	0.00	0.00	0.00
592-0415	SERVICE CONTRACTS	55,699.16	31,333.08	53,988.00	43,659.66	54,042.00	54.00
	SimpleView 1	16,000.00				16,000.00	
	Xerox Machine 1	16,000.00				16,000.00	
	idSS Housing Module 1	1,500.00				1,500.00	
	eReservation Booking Ca 1	6,000.00				6,000.00	
	Misc Service Contracts 1	14,542.00				14,542.00	
592-0420	MOTOR VEHICLES	834.02	491.30	1,000.00	49.33	1,000.00	0.00
*** CATEGORY TOTAL ***		58,141.33	34,415.87	57,988.00	44,208.96	63,542.00	5,554.00
MISCELLANEOUS SERVICES							
592-0501	COMMUNICATIONS	12,345.23	8,238.07	12,750.00	5,887.54	12,750.00	0.00
	Cell Allowance 1	6,720.00				6,720.00	
	Internet Service 1	6,030.00				6,030.00	
592-0510	RENTAL OF EQUIPMENT	0.00	0.00	0.00	0.00	0.00	0.00
592-0511	AUTO ALLOWANCE	14,943.60	14,676.00	20,400.00	11,450.00	20,400.00	0.00
592-0513	TRAINING EXPENSE	2,899.16	7,455.03	12,830.00	2,855.00	12,830.00	0.00
592-0520	INSURANCE	0.00	0.00	0.00	0.00	0.00	0.00
592-0530	PROFESSIONAL SERVICES	156,682.79	78,728.49	110,312.50	59,975.58	68,500.00	(41,812.50)
	HOT Admin MuniServices 1	44,000.00				44,000.00	
	HOT Audit 1	16,500.00				16,500.00	
	Legal - Cunningham 1	7,000.00				7,000.00	
	Pre-Employment Screenin 1	1,000.00				1,000.00	
592-0531	MEDIA PLACEMENT	0.00	0.00	0.00	0.00	0.00	0.00
592-0533	MARKETING	0.00	0.00	0.00	10.00	0.00	0.00
592-0534	AIRPORT SHUTTLE SERVICE	84,539.59	82,541.12	90,000.00	54,284.63	90,000.00	0.00
592-0535	FAMILIARIZATION TOUR	0.00	58,558.90	37,000.00	14,177.62	50,000.00	13,000.00
592-0537	PRODUCTION	0.00	0.00	0.00	0.00	0.00	0.00
592-0538	CONVENTION SERVICES	0.00	73,391.09	53,200.00	34,391.13	101,500.00	48,300.00
	TACRAO/ TEXPERS 1	101,500.00				101,500.00	
592-0540	ADVERTISING	0.00	0.00	0.00	0.00	0.00	0.00
592-0545	NON-LOCAL MEETINGS	1,000.00	0.00	0.00	0.00	7,000.00	7,000.00

CITY OF SOUTH PADRE ISLAND
 PROPOSED BUDGET WORKSHEET
 AS OF: MAY 31ST, 2017

02 -HOTEL/MOTEL TAX FUND
 SALES & ADMINISTRATION
 DEPARTMENT EXPENDITURES

			TWO YEARS		ONE YEAR		----- CURRENT YEAR -----		PROPOSED BUDGET	INCREASE (DECREASE)
			PRIOR ACTUAL	PRIOR ACTUAL	ACTUAL BUDGET	Y-T-D ACTUAL				
592-0550	TRAVEL EXPENSE		27,854.10	42,941.65	43,753.00	33,691.96	35,000.00	(8,753.00)		
592-0551	DUES & MEMBERSHIPS		36,814.00	51,326.26	50,693.00	40,954.02	50,693.00	0.00		
	THLA Scott Joslove	1	20,000.00				20,000.00			
	Connect Texas	1	8,579.00				8,579.00			
	TACVB	1	1,350.00				1,350.00			
	South TX Nature	1	5,500.00				5,500.00			
	Constant Contact	1	480.00				480.00			
	TTIA Annual Trvl Summit	1	1,025.00				1,025.00			
	TTIA Unity Dinner	1	1,095.00				1,095.00			
	TTIA	1	2,725.00				2,725.00			
	TSAE	1	495.00				495.00			
	SGMP	1	350.00				350.00			
	Southwest Showcase	1	3,575.00				3,575.00			
	NASC Sports Symposium	1	2,549.00				2,549.00			
	TSAE Top Golf Sponsorsh	1	1,250.00				1,250.00			
	TTRA Tech Conference	1	1,720.00				1,720.00			
592-0553	TRADE SHOW FEES		0.00	38,108.21	66,000.00	37,959.57	60,000.00	(6,000.00)		
592-0558	DECORATIONS		14.00	0.00	1,700.00	1,668.46	2,000.00	300.00		
592-0559	INTERNET		0.00	0.00	0.00	0.00	0.00	0.00		
592-0561	HISTORIC PRESERVATION		1,237.64	812.10	3,000.00	0.00	0.00	(3,000.00)		
***	CATEGORY TOTAL ***		338,330.11	456,776.92	501,638.50	297,305.51	510,673.00	9,034.50		
EQUIPMNT > \$5,000 OUTLAY										
592-1001	BUILDINGS & STRUCTURES		0.00	0.00	0.00	0.00	0.00	0.00	0.00	
592-1004	MACHINERY & EQUIPMENT		0.00	0.00	0.00	0.00	0.00	0.00	0.00	
592-1007	MOTOR VEHICLES		0.00	0.00	0.00	0.00	0.00	0.00	0.00	
592-1010	SOFTWARE		0.00	0.00	0.00	0.00	0.00	0.00	0.00	
592-1011	INFORMATION TECHNOLOGY		0.00	0.00	0.00	0.00	0.00	0.00	0.00	
***	CATEGORY TOTAL ***		0.00	0.00	0.00	0.00	0.00	0.00	0.00	
INTERFUND TRANSFERS										
592-9471	TSF TO GF - ADM OVERHEAD		117,548.00	122,943.00	210,850.00	134,937.36	334,560.00	123,710.00		
***	CATEGORY TOTAL ***		117,548.00	122,943.00	210,850.00	134,937.36	334,560.00	123,710.00		

CITY OF SOUTH PADRE ISLAND
 PROPOSED BUDGET WORKSHEET
 AS OF: MAY 31ST, 2017

02 -HOTEL/MOTEL TAX FUND

SALES & ADMINISTRATION

DEPARTMENT EXPENDITURES

	TWO YEARS		ONE YEAR		----- CURRENT YEAR -----		PROPOSED BUDGET	INCREASE (DECREASE)
	PRIOR ACTUAL	PRIOR ACTUAL	ACTUAL BUDGET	Y-T-D ACTUAL				

OTHER SERVICES								
592-9031 RECRUITMENT COST	0.00	1,000.00	0.00	0.00	0.00	0.00	0.00	
*** CATEGORY TOTAL ***	0.00	1,000.00	0.00	0.00	0.00	0.00	0.00	
MISC ADJUSTMENTS								
592-9999 MISC DEPT ADJ	0.00	0.00	0.00	0.00	0.00	0.00	0.00	
*** CATEGORY TOTAL ***	0.00	0.00	0.00	0.00	0.00	0.00	0.00	
*** DEPARTMENT TOTAL ***	<u>1,004,336.21</u>	<u>1,253,040.01</u>	<u>1,586,045.50</u>	<u>965,094.75</u>	<u>1,778,492.00</u>	<u>192,446.50</u>		

CITY OF SOUTH PADRE ISLAND
 PROPOSED BUDGET WORKSHEET
 AS OF: MAY 31ST, 2017

02 -HOTEL/MOTEL TAX FUND

EVENTS MARKETING

DEPARTMENT EXPENDITURES	TWO YEARS		ONE YEAR		----- CURRENT YEAR -----		PROPOSED BUDGET	INCREASE (DECREASE)
	PRIOR ACTUAL	PRIOR ACTUAL	ACTUAL BUDGET	Y-T-D ACTUAL				
PERSONNEL SERVICES								
593-0010-01 EXEMPT	23,853.83	23,964.72	0.00	0.00	47,000.00	47,000.00		
593-0010-02 NON EXEMPT	0.00	0.00	0.00	0.00	0.00	0.00		
593-0030 LABOR	0.00	0.00	0.00	0.00	0.00	0.00		
593-0040 TEMPORARY EMPLOYEES	0.00	0.00	0.00	0.00	0.00	0.00		
593-0060 OVERTIME	0.00	0.00	0.00	0.00	0.00	0.00		
593-0070 MEDICARE	401.10	360.91	0.00	0.00	884.00	884.00		
593-0080 TMRS	3,379.10	3,749.05	0.00	0.00	6,088.00	6,088.00		
593-0081 GROUP INSURANCE	2,774.63	2,864.60	0.00	0.00	6,382.00	6,382.00		
593-0083 WORKERS COMPENSATION	87.11	52.67	0.00	(4.48)	110.00	110.00		
593-0084 UNEMPLOYMENT TAX	9.00	171.00	0.00	0.00	137.00	137.00		
593-0085 LONGEVITY	905.00	965.00	0.00	0.00	0.00	0.00		
593-0090 MERIT ADJUSTMENTS	0.00	0.00	0.00	0.00	0.00	0.00		
*** CATEGORY TOTAL ***	31,409.77	32,127.95	0.00	(4.48)	60,601.00	60,601.00		
GOODS AND SUPPLIES								
593-0101 OFFICE SUPPLIES	1,063.72	1,034.64	1,000.00	531.53	1,000.00	0.00		
593-0104 FUEL & LUBRICANTS	559.60	93.69	900.00	0.00	0.00	(900.00)		
593-0130 WEARING APPAREL	0.00	0.00	0.00	0.00	0.00	0.00		
593-0150 MINOR TOOLS & EQUIPMENT	2,229.40	1,332.24	3,000.00	1,949.99	3,000.00	0.00		
Outdoor Feather Flags	1	3,000.00			3,000.00			
593-0180 INFORMATION TECHNOLOGY	0.00	0.00	0.00	0.00	6,250.00	6,250.00		
Drone-DJI Phantom 4 Pro	1	1,500.00			1,500.00			
Drone Battery (5870mAh)	2	85.00			170.00			
Steady Camera Osmo	1	650.00			650.00			
Osmo Accessory Zenmuse	1	180.00			180.00			
Computers for Lobby	1	750.00			750.00			
Computer	1	3,000.00			3,000.00			
593-0190 SOFTWARE	0.00	0.00	0.00	0.00	12,217.00	12,217.00		
Plotagraph Pro	1	297.00			297.00			
Simply Measured	1	4,200.00			4,200.00			
Sprout Social	1	3,000.00			3,000.00			
Trello	1	120.00			120.00			
Adobe Creative Suite-Up	1	4,000.00			4,000.00			
Constant Contact	1	600.00			600.00			
*** CATEGORY TOTAL ***	3,852.72	2,460.57	4,900.00	2,481.52	22,467.00	17,567.00		

02 -HOTEL/MOTEL TAX FUND

EVENTS MARKETING

DEPARTMENT EXPENDITURES

	TWO YEARS	ONE YEAR	----- CURRENT YEAR -----			
	PRIOR	PRIOR	ACTUAL	Y-T-D	PROPOSED	INCREASE
	ACTUAL	ACTUAL	BUDGET	ACTUAL	BUDGET	(DECREASE)

REPAIR AND MAINTENANCE

593-0420	MOTOR VEHICLES	1,342.00	41.16	1,000.00	0.00	0.00	(1,000.00)
*** CATEGORY TOTAL ***		1,342.00	41.16	1,000.00	0.00	0.00	(1,000.00)

MISCELLANEOUS SERVICES

593-0501	COMMUNICATIONS	1,207.00	1,214.00	0.00	0.00	0.00	0.00
593-0513	TRAINING	0.00	0.00	2,500.00	30.00	2,500.00	0.00
593-0520	INSURANCE	0.00	0.00	0.00	0.00	0.00	0.00
593-0530	PROFESSIONAL SERVICE	330.00	0.00	0.00	0.00	0.00	0.00
593-0540	ADVERTISING	117.90	0.00	0.00	0.00	0.00	0.00
593-0550	TRAVEL	134.45	365.28	3,100.00	0.00	3,100.00	0.00
593-0551	DUES & MEMBERSHIPS	750.00	1,000.00	2,100.00	1,093.76	2,100.00	0.00
	Association for Film Co	1	750.00			750.00	
	Intl Festival & Events	1	600.00			600.00	
	Misc	1	750.00			750.00	
*** CATEGORY TOTAL ***		2,539.35	2,579.28	7,700.00	1,123.76	7,700.00	0.00

EQUIPMNT > \$5,000 OUTLAY

593-1006	LAND ACQUISITION	0.00	0.00	0.00	0.00	0.00	0.00
593-1007	MOTOR VEHICLES	0.00	0.00	0.00	0.00	0.00	0.00
*** CATEGORY TOTAL ***		0.00	0.00	0.00	0.00	0.00	0.00

SPRING BREAK

593-7010	HOSTING COSTS	0.00	0.00	0.00	0.00	0.00	0.00
*** CATEGORY TOTAL ***		0.00	0.00	0.00	0.00	0.00	0.00

TOURSIM AND CULTURAL

593-8015	TEXAS POLICE GAMES	438.00	210.00	0.00	0.00	0.00	0.00
593-8030	FIREWORKS	80,000.00	65,000.00	80,000.00	0.00	80,000.00	0.00
593-8045	KITE BOARDING RODEO	0.00	0.00	0.00	0.00	0.00	0.00
593-8060	ENTRANCE SIGNS	499.16	4,100.00	2,500.00	3,190.00	5,000.00	2,500.00
593-8068	KITEFEST	2,000.00	0.00	0.00	0.00	0.00	0.00
593-8070	BEACH AND BIKERFEST	0.00	195.00	0.00	0.00	0.00	0.00
593-8071	SPI MARATHON	90,000.00	0.00	0.00	0.00	0.00	0.00
593-8074	SPRING BREAK	0.00	0.00	0.00	0.00	0.00	0.00
593-8075	SAND CASTLE DAYS/SUMMER CON	30,000.00	0.00	0.00	0.00	0.00	0.00
593-8077	MEMORIAL DAY CONCERT	0.00	0.00	0.00	0.00	0.00	0.00

CITY OF SOUTH PADRE ISLAND
 PROPOSED BUDGET WORKSHEET
 AS OF: MAY 31ST, 2017

02 -HOTEL/MOTEL TAX FUND

EVENTS MARKETING

DEPARTMENT EXPENDITURES		TWO YEARS	ONE YEAR	----- CURRENT YEAR -----		PROPOSED	INCREASE
		PRIOR	PRIOR	ACTUAL	Y-T-D	BUDGET	(DECREASE)
		ACTUAL	ACTUAL	BUDGET	ACTUAL	BUDGET	
593-8080	NCAA MEN'S BASKETBALL	0.00	0.00	0.00	0.00	0.00	0.00
593-8081	NBA D LEAGUE	0.00	0.00	0.00	0.00	0.00	0.00
593-8084	SPI Bikefest	0.00	0.00	0.00	0.00	0.00	0.00
593-8086	TIFT	15,000.00	0.00	0.00	0.00	0.00	0.00
593-8088	LKT	0.00	0.00	0.00	0.00	0.00	0.00
593-8099	MISC. SPONSORSHIPS	163,095.49	461,978.58	657,318.00	532,269.20	635,751.00	(21,567.00)
*** CATEGORY TOTAL ***		381,032.65	531,483.58	739,818.00	535,459.20	720,751.00	(19,067.00)
TOURISM AND CULTURAL							
593-8101	ECOTOURISM SPONSORSHIPS	0.00	0.00	50,000.00	0.00	50,000.00	0.00
593-8115	HIGH SCHOOL BASKETBALL	0.00	0.00	0.00	0.00	0.00	0.00
593-8118	FALL CONCERT SERIES	50,000.00	0.00	0.00	0.00	0.00	0.00
593-8131	KING OF THE CAUSEWAY	0.00	0.00	0.00	0.00	0.00	0.00
593-8142	JAILBREAK	0.00	0.00	0.00	0.00	0.00	0.00
593-8143	SAND CRAB RUN	0.00	0.00	0.00	0.00	0.00	0.00
593-8144	SPRING BREAK SPONSORSHIP	0.00	0.00	0.00	0.00	0.00	0.00
*** CATEGORY TOTAL ***		50,000.00	0.00	50,000.00	0.00	50,000.00	0.00
INTERFUND TRANSFERS							
593-9471	TSF TO GF - SPRINGBREAK	0.00	0.00	115,764.00	115,764.00	0.00	(115,764.00)
593-9477	TRANSPORTATION GRANT	0.00	0.00	0.00	0.00	0.00	0.00
*** CATEGORY TOTAL ***		0.00	0.00	115,764.00	115,764.00	0.00	(115,764.00)
MISC ADJUSTMENTS							
593-9999	MISC DEPT ADJ	0.00	0.00	0.00	0.00	0.00	0.00
*** CATEGORY TOTAL ***		0.00	0.00	0.00	0.00	0.00	0.00
*** DEPARTMENT TOTAL ***		470,176.49	568,692.54	919,182.00	654,824.00	861,519.00	(57,663.00)

CITY OF SOUTH PADRE ISLAND
 PROPOSED BUDGET WORKSHEET
 AS OF: MAY 31ST, 2017

02 -HOTEL/MOTEL TAX FUND

MARKETING

DEPARTMENT EXPENDITURES		TWO YEARS	ONE YEAR	----- CURRENT YEAR -----		PROPOSED	INCREASE
		PRIOR	PRIOR	ACTUAL	Y-T-D	BUDGET	(DECREASE)
		ACTUAL	ACTUAL	BUDGET	ACTUAL	BUDGET	
GOODS AND SUPPLIES							
594-0103	VIDEO MEDIA	238.96	0.00	0.00	0.00	0.00	0.00
594-0108	FULFILMENT AND POSTAGE	20,871.68	0.00	0.00	0.00	0.00	0.00
*** CATEGORY TOTAL ***		21,110.64	0.00	0.00	0.00	0.00	0.00
BULK GOODS AND SUPPLIES							
594-0230	STOCK PROMO - TRADE SHOWS	27,441.27	0.00	0.00	0.00	0.00	0.00
*** CATEGORY TOTAL ***		27,441.27	0.00	0.00	0.00	0.00	0.00
MISCELLANEOUS SERVICES							
594-0530	PROFESSIONAL SERVICE	152,365.00	282,239.79	291,600.00	181,850.00	283,600.00	(8,000.00)
	TAG Public Relations Sr	1 72,000.00				72,000.00	
	TAG Social Media Mgmt	1 42,000.00				42,000.00	
	Smith Travel Research	1 6,000.00				6,000.00	
	Source Strategies/TX Ho	1 1,600.00				1,600.00	
	The Atkins Group - Over	1 162,000.00				162,000.00	
594-0531	MEDIA PLACEMENT	1,759,429.40	1,768,618.57	2,293,500.00	1,014,261.63	2,223,500.00	(70,000.00)
	TAG Local/MX/SB/Winter	1 1,973,500.00				1,973,500.00	
	TAG Meetings & Conventi	1 100,000.00				100,000.00	
	In House Misc. Houston	1 150,000.00				150,000.00	
594-0533	MARKETING	57,073.97	97,059.00	94,200.00	85,648.88	94,200.00	0.00
	Issuu Publishing	1 1,000.00				1,000.00	
	AJR Media/Beaches of TX	1 2,500.00				2,500.00	
	Airport Displays Edgell	1 8,600.00				8,600.00	
	Brownsville/MFA Edgelit	1 8,600.00				8,600.00	
	DFW,Houston,Austin Airp	1 15,000.00				15,000.00	
	CVENT	1 50,000.00				50,000.00	
	Burrelle's	1 8,500.00				8,500.00	
594-0535	FAMILIARIZATION TOURS	14,031.37	0.00	0.00	0.00	0.00	0.00
594-0537	PRODUCTION/CONTENT DEVELOPM	86,361.24	352,762.34	368,700.00	177,897.58	268,700.00	(100,000.00)
	The Atkins Group	1 268,700.00				268,700.00	
594-0538	CONVENTION SERVICES	36,128.80	0.00	0.00	0.00	0.00	0.00
594-0550	TRAVEL EXPENSE/TRADE SHOWS	21,655.32	18,297.68	12,000.00	6,783.58	20,000.00	8,000.00
	TAG Agency Travel	1 20,000.00				20,000.00	
594-0553	TRADESHOW FEES	12,957.11	0.00	0.00	3,200.00	0.00	0.00
594-0554	FREIGHT	0.00	0.00	0.00	0.00	0.00	0.00
594-0559	CONTENT DEVELOPMENT	15,375.00	79,733.43	90,000.00	17,859.42	100,000.00	10,000.00
	TAG OnLine Adv/Web Bann	1 100,000.00				100,000.00	
*** CATEGORY TOTAL ***		2,155,377.21	2,598,710.81	3,150,000.00	1,487,501.09	2,990,000.00	(160,000.00)
*** DEPARTMENT TOTAL ***		2,203,929.12	2,598,710.81	3,150,000.00	1,487,501.09	2,990,000.00	(160,000.00)
		=====	=====	=====	=====	=====	=====
			24				
*** DEPARTMENT EXPENDITURES ***		2,203,929.12	2,598,710.81	3,150,000.00	1,487,501.09	2,990,000.00	(160,000.00)

CITY OF SOUTH PADRE ISLAND
 PROPOSED BUDGET WORKSHEET
 AS OF: MAY 31ST, 2017

06 -CONVENTION CENTER FUND

FINANCIAL SUMMARY	TWO YEARS		ONE YEAR		----- CURRENT YEAR -----		PROPOSED BUDGET	INCREASE (DECREASE)
	PRIOR	PRIOR	ACTUAL	Y-T-D				
	ACTUAL	ACTUAL	BUDGET	ACTUAL				
<hr/>								
REVENUE SUMMARY								
CONVENTION CENTER REVENUE	242,216.92	248,691.46	240,000.00	182,299.68	235,000.00	(5,000.00)		
NON-PROPERTY TAXES	2,665,739.08	1,706,048.81	2,112,762.00	612,933.09	1,611,147.00	(501,615.00)		
FEES AND SERVICES	541.37	791.62	0.00	0.00	0.00	0.00		
INTERGOVERNMENTAL	0.00	0.00	0.00	0.00	0.00	0.00		
MISCELLANEOUS	5,578.12	8,029.59	0.00	5,962.62	0.00	0.00		
OTHER FINANCING SOURCES	4,977.75	16,410.42	0.00	0.00	0.00	0.00		
*** TOTAL REVENUES ***	<u>2,919,053.24</u>	<u>1,979,971.90</u>	<u>2,352,762.00</u>	<u>801,195.39</u>	<u>1,846,147.00</u>	<u>(506,615.00)</u>		
EXPENDITURE SUMMARY								
CONVENTION CENTER	4,189,399.32	2,492,584.68	1,889,585.67	990,349.35	1,584,580.20	(305,005.47)		
*** TOTAL EXPENDITURES ***	<u>4,189,399.32</u>	<u>2,492,584.68</u>	<u>1,889,585.67</u>	<u>990,349.35</u>	<u>1,584,580.20</u>	<u>(305,005.47)</u>		
** REVENUES OVER (UNDER) EXPENDITURES **	<u>(1,270,346.08)</u>	<u>(512,612.78)</u>	<u>463,176.33</u>	<u>(189,153.96)</u>	<u>261,566.80</u>	<u>(201,609.53)</u>		

06 -CONVENTION CENTER FUND

REVENUES	TWO YEARS		ONE YEAR		----- CURRENT YEAR -----		PROPOSED BUDGET	INCREASE (DECREASE)
	PRIOR ACTUAL		PRIOR ACTUAL		ACTUAL BUDGET	Y-T-D ACTUAL		
CONVENTION CENTER REVENUE								
41000	RENTAL FEES	217,277.85	230,356.06	215,000.00	170,150.50	215,000.00	0.00	
41100	FOOD SALES	0.00	0.00	0.00	0.00	0.00	0.00	
41110	LIQUOR SALES	0.00	0.00	0.00	0.00	0.00	0.00	
41120	WINE SALES	0.00	0.00	0.00	0.00	0.00	0.00	
41130	BEER SALES	0.00	0.00	0.00	0.00	0.00	0.00	
41160	CONCESSION COMMISSIONS & SA	0.00	0.00	0.00	0.00	0.00	0.00	
41170	CATERING COMMISSIONS	20,497.87	12,272.13	20,000.00	12,075.38	20,000.00	0.00	
41180	BEVERAGE COMMISSIONS	0.00	0.00	0.00	0.00	0.00	0.00	
41190	AUDIO/VISUAL RENTAL COMMISS	2,500.50	3,539.50	0.00	0.00	0.00	0.00	
41200	SOUVENIR COMMISSIONS	0.00	997.95	0.00	0.00	0.00	0.00	
41300	CONVENTION DECORATING COMMI	0.00	0.00	0.00	0.00	0.00	0.00	
41400	EQUIPMENT RENTAL	1,940.70	1,525.82	5,000.00	73.80	0.00	(5,000.00)	
41450	WI-FI RENTAL	0.00	0.00	0.00	0.00	0.00	0.00	
41500	TICKET SALES	0.00	0.00	0.00	0.00	0.00	0.00	
41600	EVENT SECURITY FEES	0.00	0.00	0.00	0.00	0.00	0.00	
41700	EVENT ELECTRIC FEES	0.00	0.00	0.00	0.00	0.00	0.00	
**	REVENUE CATEGORY TOTAL **	242,216.92	248,691.46	240,000.00	182,299.68	235,000.00	(5,000.00)	
NON-PROPERTY TAXES								
43010	HOTEL/MOTEL OCCUPANCY TAX	2,662,157.83	1,702,592.80	2,112,762.00	611,443.14	1,611,147.00	(501,615.00)	
43011	PENALTIES	1,606.43	2,023.51	0.00	795.95	0.00	0.00	
43012	INTEREST	2,674.53	1,760.14	0.00	835.52	0.00	0.00	
43013	REFUND OVERPAID TAXES	(699.71)	(327.64)	0.00	(141.52)	0.00	0.00	
**	REVENUE CATEGORY TOTAL **	2,665,739.08	1,706,048.81	2,112,762.00	612,933.09	1,611,147.00	(501,615.00)	
FEES AND SERVICES								
44014	REV DISC LOCAL OCCUPANCY TA	541.37	791.62	0.00	0.00	0.00	0.00	
**	REVENUE CATEGORY TOTAL **	541.37	791.62	0.00	0.00	0.00	0.00	
INTERGOVERNMENTAL								
46062	PIC REIMBURSEMENT	0.00	0.00	0.00	0.00	0.00	0.00	
46068	GRANT REVENUE	0.00	0.00	0.00	0.00	0.00	0.00	
**	REVENUE CATEGORY TOTAL **	0.00	0.00	0.00	0.00	0.00	0.00	

06 -CONVENTION CENTER FUND

REVENUES	TWO YEARS		ONE YEAR		----- CURRENT YEAR -----		PROPOSED BUDGET	INCREASE (DECREASE)
	PRIOR ACTUAL	PRIOR ACTUAL	ACTUAL BUDGET	Y-T-D ACTUAL				
MISCELLANEOUS								
48040 INTEREST REVENUE	2,881.81	6,594.23	0.00	4,651.14	0.00	0.00	0.00	
48041 CASH OVER/SHORT	0.00	0.00	0.00	0.00	0.00	0.00	0.00	
48042 MISCELLANEOUS REVENUE	2,696.31	1,435.36	0.00	1,311.48	0.00	0.00	0.00	
48044 DISCOUNTS EARNED	0.00	0.00	0.00	0.00	0.00	0.00	0.00	
48045 INSURANCE PROCEEDS	0.00	0.00	0.00	0.00	0.00	0.00	0.00	
** REVENUE CATEGORY TOTAL **	5,578.12	8,029.59	0.00	5,962.62	0.00	0.00	0.00	
OTHER FINANCING SOURCES								
49070 BOND PROCEEDS	0.00	0.00	0.00	0.00	0.00	0.00	0.00	
49071 LEASE PROCEEDS	0.00	0.00	0.00	0.00	0.00	0.00	0.00	
49080 OTHER FINANCING SOURCES	0.00	0.00	0.00	0.00	0.00	0.00	0.00	
49085 SALE OF FIXED ASSETS	4,977.75	16,410.42	0.00	0.00	0.00	0.00	0.00	
49090 TRANSFERS IN	0.00	0.00	0.00	0.00	0.00	0.00	0.00	
** REVENUE CATEGORY TOTAL **	4,977.75	16,410.42	0.00	0.00	0.00	0.00	0.00	
*** TOTAL REVENUES ***	2,919,053.24	1,979,971.90	2,352,762.00	801,195.39	1,846,147.00	(506,615.00)		

06 -CONVENTION CENTER FUND

CONVENTION CENTER

DEPARTMENT EXPENDITURES

	TWO YEARS	ONE YEAR	----- CURRENT YEAR -----			
	• PRIOR	PRIOR	ACTUAL	Y-T-D	PROPOSED	INCREASE
	ACTUAL	ACTUAL	BUDGET	ACTUAL	BUDGET	(DECREASE)

PERSONNEL SERVICES

565-0010	SUPERVISION	0.00	0.00	0.00	0.00	0.00	0.00
565-0010-01	EXEMPT	28,078.84	31,919.45	0.00	0.00	0.00	0.00
565-0010-02	NON EXEMPT	286,756.46	283,983.17	340,724.00	189,934.45	297,136.00	(43,588.00)
565-0020	CLERICAL	0.00	0.00	0.00	0.00	0.00	0.00
565-0030	LABOR	0.00	0.00	0.00	0.00	0.00	0.00
565-0040	TEMPORARY EMPLOYEES	2,612.19	8,371.28	18,000.00	0.00	18,000.00	0.00
565-0060	OVERTIME	20,050.80	24,299.61	27,000.00	20,298.84	27,000.00	0.00
565-0070	MEDICARE	4,999.56	5,484.71	8,553.00	3,170.80	7,548.00	(1,005.00)
565-0080	TMRS	42,971.95	43,524.80	48,851.00	25,627.71	41,984.00	(6,867.00)
565-0081	GROUP INSURANCE	57,881.70	57,868.11	66,732.00	38,586.19	67,033.00	301.00
565-0083	WORKERS COMPENSATION	5,505.62	6,563.51	8,066.00	7,598.36	8,089.00	23.00
565-0084	UNEMPLOYMENT TAX	483.33	1,799.02	2,340.00	118.80	1,647.00	(693.00)
565-0085	LONGEVITY	4,756.00	5,326.00	5,927.00	5,926.00	6,527.00	600.00
565-0090	MERIT ADJUSTMENTS	0.00	0.00	9,866.00	9,850.00	0.00	(9,866.00)
565-0095	SALES INCENTIVE	0.00	0.00	0.00	0.00	0.00	0.00
***	CATEGORY TOTAL ***	454,096.45	469,139.66	536,059.00	301,111.15	474,964.00	(61,095.00)

GOODS AND SUPPLIES

565-0101	OFFICE SUPPLIES	3,525.39	3,510.64	3,000.00	1,393.62	3,000.00	0.00
565-0102	LOCAL MEETINGS	279.05	156.09	500.00	350.80	500.00	0.00
565-0103	CONSUMABLES	2,257.06	2,676.80	2,100.00	1,315.13	2,100.00	0.00
565-0104	FUELS & LUBRICANTS	1,775.84	1,701.85	2,500.00	1,251.73	2,500.00	0.00
565-0105	CHEMICALS	0.00	0.00	0.00	0.00	0.00	0.00
565-0107	BOOKS & PERIODICALS	0.00	0.00	0.00	130.00	0.00	0.00
565-0108	POSTAGE	0.00	0.00	0.00	0.00	0.00	0.00
565-0109	PHOTOGRAPHIC SUPPLIES	0.00	0.00	0.00	0.00	0.00	0.00
565-0110	FLAGS	717.60	553.10	600.00	0.00	600.00	0.00
565-0111	TIRES & TUBES	0.00	0.00	0.00	0.00	0.00	0.00
565-0112	SIGNS	0.00	98.95	300.00	0.00	0.00	(300.00)
565-0113	BATTERIES	68.88	427.02	500.00	264.84	500.00	0.00
565-0114	MEDICAL	456.55	701.98	500.00	519.81	700.00	200.00
565-0115	LAMPS & GLOBES	7,474.41	2,917.14	4,000.00	2,124.10	4,000.00	0.00
565-0117	SAFETY SUPPLIES	0.00	0.00	0.00	0.00	0.00	0.00
565-0130	WEARING APPAREL	5,521.92	5,929.97	6,500.00	4,508.71	6,500.00	0.00
565-0150	MINOR TOOLS & EQUIPMENT	8,555.84	6,825.31	6,000.00	2,723.78	6,000.00	0.00
565-0160	LAUNDRY & JANITORIAL	16,103.16	22,724.68	20,000.00	14,890.30	25,000.00	5,000.00
565-0175	CATER RESALE FOOD/BEVERAGES	0.00	0.00	0.00	0.00	0.00	0.00
565-0176	CONCESSION SUPPLIES	2,336.06	345.33	1,500.00	1,812.89	1,500.00	0.00
565-0177	CATERING & KITCHEN SUPPLIES	0.00	0.00	0.00	0.00	4,000.00	4,000.00
	Coffee Machine	1	4,000.00			4,000.00	
565-0180	INFORMATION TECHNOLOGY	2,670.59	1,594.90	1,000.00	250.00	1,000.00	0.00

06 -CONVENTION CENTER FUND

CONVENTION CENTER

DEPARTMENT EXPENDITURES

		TWO YEARS	ONE YEAR	----- CURRENT YEAR -----		PROPOSED	INCREASE
		PRIOR	PRIOR	ACTUAL	Y-T-D	BUDGET	(DECREASE)
		ACTUAL	ACTUAL	BUDGET	ACTUAL	BUDGET	
565-0190	SOFTWARE	0.00	0.00	0.00	0.00	0.00	0.00
*** CATEGORY TOTAL ***		51,742.35	50,163.76	49,000.00	31,535.71	57,900.00	8,900.00
BULK GOODS AND SUPPLIES							
565-0210	COLLATERAL PIECES	0.00	0.00	0.00	0.00	0.00	0.00
565-0230	PROMOTIONAL ITEMS	0.00	0.00	0.00	0.00	0.00	0.00
*** CATEGORY TOTAL ***		0.00	0.00	0.00	0.00	0.00	0.00
REPAIR AND MAINTENANCE							
565-0401	FURNITURE & FIXTURES	9,373.21	66,314.56	45,000.00	17,175.97	35,000.00	(10,000.00)
	Chair & Table Carts	1 12,000.00				12,000.00	
	Office Furniture	1 10,000.00				10,000.00	
	Misc	1 10,000.00				10,000.00	
	Estimated Freight	1 3,000.00				3,000.00	
565-0410	MACHINERY & EQUIPMENT	26,917.85	36,847.08	23,000.00	16,488.22	36,900.00	13,900.00
	Srv Calls/Repairs/Parts	1 18,000.00				18,000.00	
	Tables & Sinks Kitchen	1 2,200.00				2,200.00	
	Outdoor Beverage Kiosks	2 4,100.00				8,200.00	
	Indoor Beverage Bars	2 4,250.00				8,500.00	
565-0411	BUILDING & STRUCTURES	34,513.97	14,046.02	26,000.00	16,084.83	26,000.00	0.00
565-0412	LANDSCAPE MAINT.	17,832.20	20,168.99	35,000.00	20,617.87	30,000.00	(5,000.00)
565-0415	SERVICE CONTRACTS	61,987.92	51,679.60	91,290.00	52,052.44	109,490.00	18,200.00
	Phone System Maintenanc	1 2,500.00				2,500.00	
	Spectrum WiFi	1 35,000.00				35,000.00	
	Pest Control	1 6,000.00				6,000.00	
	Meeting Matrix	1 1,700.00				1,700.00	
	Filter First A/C Filter	1 6,200.00				6,200.00	
	Sprinkler System Maint.	1 660.00				660.00	
	Generator Maint	1 4,170.00				4,170.00	
	Simplex Fire Sprinkler	1 2,560.00				2,560.00	
	Trane Chiller & WaterSo	1 12,000.00				12,000.00	
	A/C Maint- Insp & Srv	1 14,000.00				14,000.00	
	EcoLab Kitchen Chem	1 1,500.00				1,500.00	
	Forklift Maint & Srv	1 5,000.00				5,000.00	
	Golf Cart & Mule Srv &	1 3,000.00				3,000.00	
	Simplex Grinnell Fire A	1 1,000.00				1,000.00	
	Fire Pump Repair & Srv	1 3,446.00				3,446.00	
	Janus LED Sign Maint.	1 1,754.00				1,754.00	
	Signs Plus Maint Agreem	1 4,000.00				4,000.00	
	Genie Lift Maint	1 5,000.00				5,000.00	
565-0418	PARKING LOTS	1,958.33	0.00	0.00	0.00	0.00	0.00
565-0420	MOTOR VEHICLES	1,346.47	1,713.00	2,000.00	578.31	2,000.00	0.00
565-0421	RADIOS & COMMUNCIATIONS	295.37	3,985.00	5,250.00	0.00	0.00	(5,250.00)

06 -CONVENTION CENTER FUND

CONVENTION CENTER

DEPARTMENT EXPENDITURES		TWO YEARS	ONE YEAR	----- CURRENT YEAR -----		PROPOSED	INCREASE
		PRIOR	PRIOR	ACTUAL	Y-T-D	BUDGET	(DECREASE)
		ACTUAL	ACTUAL	BUDGET	ACTUAL		
565-0427	PLUMBING	374.88	733.97	500.00	35.01	500.00	0.00
*** CATEGORY TOTAL ***		154,600.20	195,488.22	228,040.00	123,032.65	239,890.00	11,850.00
MISCELLANEOUS SERVICES							
565-0501	COMMUNICATIONS	10,827.50	11,151.27	15,000.00	8,288.14	15,000.00	0.00
565-0510	RENTAL OF EQUIPMENT	838.69	1,965.43	1,000.00	603.54	1,000.00	0.00
565-0513	TRAINING EXPENSE	0.00	248.00	3,900.00	0.00	3,900.00	0.00
565-0520	INSURANCE	80,511.36	91,724.58	90,000.00	107,623.73	120,000.00	30,000.00
565-0529	CREDIT CARD FEES	8,180.43	6,357.05	5,700.00	4,667.56	6,500.00	800.00
565-0530	PROFESSIONAL SERVICES	7,357.88	14,551.20	27,000.00	20,041.11	20,000.00	(7,000.00)
	Express Service Temp La	1	20,000.00			20,000.00	
565-0531	MEDIA PLACEMENT	0.00	0.00	0.00	0.00	0.00	0.00
565-0533	MARKETING	0.00	0.00	0.00	0.00	0.00	0.00
565-0535	BOND ISSUANCE EXPENSE	0.00	0.00	0.00	0.00	0.00	0.00
565-0540	ADVERTISING	0.00	285.00	0.00	35.00	0.00	0.00
565-0550	TRAVEL EXPENSES	0.00	0.00	3,525.00	0.00	3,525.00	0.00
565-0551	DUES & MEMBERSHIPS	15.00	312.40	400.00	485.00	400.00	0.00
	Notary Llicense	1	200.00			200.00	
	Int'l Assoc of Venue Mg	1	200.00			200.00	
565-0553	TRAVEL SHOWS/FEES	0.00	0.00	0.00	0.00	0.00	0.00
565-0558	DECORATIONS	214.80	1,228.44	2,000.00	1,635.64	2,000.00	0.00
565-0560	CAMERON COUNTY LEASE	11,840.16	12,506.34	15,000.00	7,372.38	15,000.00	0.00
565-0580	ELECTRICITY	275,480.87	327,555.33	325,000.00	239,006.01	325,000.00	0.00
565-0581	WATER, SEWER & GARBAGE	39,656.98	65,014.39	55,000.00	41,251.79	70,000.00	15,000.00
*** CATEGORY TOTAL ***		434,923.67	532,899.43	543,525.00	431,009.90	582,325.00	38,800.00
EQUIPMNT > \$5,000 OUTLAY							
565-1001	BUILDINGS & STRUCTURES	136,581.88	1,074,082.49	486,048.67	65,777.00	145,000.00	(341,048.67)
	Roof Top Fans	1	5,000.00			5,000.00	
	Cooling Tower Combs	1	15,000.00			15,000.00	
	Cooling Tower Sandblast	1	28,000.00			28,000.00	
	Electrical Boxes	1	27,000.00			27,000.00	
	Air Handler	1	30,000.00			30,000.00	
	Misc.	1	40,000.00			40,000.00	
565-1004	MACHINERY & EQUIPMENT	0.00	159,299.32	0.00	0.00	33,900.00	33,900.00
	Carry All Mule	1	14,000.00			14,000.00	
	AV Equipment	1	7,900.00			7,900.00	
	Heated Banquet Tables	2	6,000.00			12,000.00	
565-1005	RADIO EQUIPMENT	0.00	0.00	0.00	0.00	0.00	0.00
565-1007	MOTOR VEHICLES	0.00	0.00	35,000.00	31,051.14	40,520.00	5,520.00
	F150 Ford Truck	1	40,520.00			40,520.00	
565-1010	SOFTWARE	0.00	0.00	0.00	0.00	0.00	0.00
565-1011	INFORMATION TECHNOLOGY	0.00	0.00	0.00	0.00	0.00	0.00

CITY OF SOUTH PADRE ISLAND
 PROPOSED BUDGET WORKSHEET
 AS OF: MAY 31ST, 2017

06 -CONVENTION CENTER FUND

CONVENTION CENTER

DEPARTMENT EXPENDITURES		TWO YEARS	ONE YEAR	----- CURRENT YEAR -----		PROPOSED	INCREASE
		PRIOR	PRIOR	ACTUAL	Y-T-D	BUDGET	(DECREASE)
		ACTUAL	ACTUAL	BUDGET	ACTUAL	BUDGET	
565-1012	LANDSCAPE	0.00	0.00	0.00	0.00	0.00	0.00
565-1013	OTHER FIN USES-LEASE PURCHA	0.00	0.00	0.00	0.00	0.00	0.00
*** CATEGORY TOTAL ***		136,581.88	1,233,381.81	521,048.67	96,828.14	219,420.00	(301,628.67)
INTERFUND TRANSFERS							
565-9470	DEBT SERVICE TRANSFER	0.00	0.00	0.00	0.00	0.00	0.00
565-9473	TRANSFER TO HOTEL MOTEL FUN	0.00	0.00	0.00	0.00	0.00	0.00
565-9475	TSF TO SEASONAL RESERVE	0.00	0.00	0.00	0.00	0.00	0.00
565-9477	TSF TO CONST IN PROGRESS FU 2,946,142.97		0.00	0.00	0.00	0.00	0.00
*** CATEGORY TOTAL ***		2,946,142.97	0.00	0.00	0.00	0.00	0.00
OTHER SERVICES							
565-9020	AUDIT	5,400.00	5,600.00	6,000.00	920.00	6,000.00	0.00
565-9047	EMPLOYEE TURNOVER	0.00	0.00	0.00	0.00	0.00	0.00
*** CATEGORY TOTAL ***		5,400.00	5,600.00	6,000.00	920.00	6,000.00	0.00
MISC ADJUSTMENTS							
565-9996	LEASE-FEES	141.72	141.72	142.00	141.72	94.48	(47.52)
	VC 2013 Ford Explorer C 1	94.48				94.48	
565-9997	LEASE PAYMENT PRINCIPAL	5,248.56	5,248.56	5,249.00	5,248.56	3,639.04	(1,609.96)
	VC 2013 Ford Explorer C 1	3,499.04				3,499.04	
	VC 2013 Ford Explorer C 1	140.00				140.00	
565-9998	LEASE PAYMENT-INTEREST	521.52	521.52	522.00	521.52	347.68	(174.32)
	VC 2013 Ford Explorer C 1	347.68				347.68	
565-9999	MISC DEPT ADJ	0.00	0.00	0.00	0.00	0.00	0.00
*** CATEGORY TOTAL ***		5,911.80	5,911.80	5,913.00	5,911.80	4,081.20	(1,831.80)
*** DEPARTMENT TOTAL ***		4,189,399.32	2,492,584.68	1,889,585.67	990,349.35	1,584,580.20	(305,005.47)
*** TOTAL EXPENDITURES ***		4,189,399.32	2,492,584.68	1,889,585.67	990,349.35	1,584,580.20	(305,005.47)

*** END OF REPORT ***

City of South Padre Island
Budget Workshop
FY Ending September 30, 2018

<u>Fund No.</u>	<u>Projected Ending Fund Balance September 30, 2018</u>
02 <u>HOTEL/MOTEL FUND:</u>	
Beginning Fund Balance	\$ 3,779,635
Operating Revenue	5,961,329
Total Resources	<hr/> 9,740,964
Expenditures	(5,868,051)
Ending Fund Balance	<hr/> <hr/> \$ 3,872,913
06 <u>CONVENTION CENTRE FUND:</u>	
Beginning Fund Balance	\$ 2,820,495
Operating Revenue	1,846,147
Total Resources	<hr/> 4,666,642
Expenditures	(1,584,580)
Ending Fund Balance	<hr/> <hr/> \$ 3,082,062

Appendix A

Fee Schedule

documents, refer cases for prosecution, impose administrative fines, and to hire independent counsel with City Council approval.

Sec. 2-70.8 Training.

The Board will provide annual training and education of City Officials and employees, including candidates for public office, regarding the ethics code established by the Board.

Sec. 2-71 to 2-74 Reserved for future expansion.

ARTICLE IV

Sec. 2-75 Fee Schedule for City Services

A fee is hereby established for the City services described as follows:

Administrative Services

Copies and/or printouts, up to 8-1/2"x14"	\$.10/page after first 10 pages
Personnel (Labor)	\$15/hour after the 1st hour
Diskettes/CD's	\$1/each
Envelopes (Small)	\$1/each
Envelopes (Large)	\$2/each
Postage	Actual cost
Oversize paper copy (11"x17", Green/Blue bar)	\$.50/page after first 10 pages
Mylar (depending on thickness)	\$.85 to \$1.35/linear foot
Blueprint/Blue line paper (all widths)	\$1 linear foot
VHS video cassette	\$2.50
Audio cassette	\$1.00
DVD	\$5.00
Municipal Court Online Payment Fee	\$3.00
Public Facility Use Fee	\$50.00 /hour

Planning Department

City zoning maps	\$150.00
GIS service	\$75.- per hour
Zoning verification letter	\$25.00
Variance	\$250.00
Master Plan	\$250.00
Planned Development District	\$1,000.00
Specific Use	\$250.00
Zoning Case postponement	\$250.00
Rezoning - residential	\$1,000.00
Rezoning - commercial	\$1,000.00
Subdivision fees-preliminary plat	\$750.00
Subdivision fees-final plat	\$750.00
Subdivision fees preliminary-re-plat	\$500.00

Subdivision fees final re-plat	\$500.00
Subdivision fees - preliminary/final re-plat	\$500.00
Police Department	
Taxi permit/company	\$100.00
Temporary taxi permit	\$100.00
Taxi drivers permits	\$25.00
Wrecker service permit application	\$100.00
Fingerprints	\$25.00
Golf Cart permits	\$50.00
Golf Cart permit renewal	\$25.00
Security Officer	\$30.00/hour
Fire Department	
Fire Alarms Systems Permit	\$50.00
Private Fire Hydrants	\$50.00
Condominiums	\$100.00
Hotels / Motels	\$100.00
Apartments	\$100.00
Permit fee Fire Sprinklers & Standpipe Systems	\$50.00
Inspection Fire Alarms systems (existing systems)	\$50.00
Inspection Fire Sprinklers & Standpipe system	\$50.00
New Fire Hydrant	\$100.00
Inspect tie- in Fire Sprinkler & Standpipe Systems	\$100.00
Review of Building Fire Protection Plans	10 per floor minimum charge of \$50.00
Storage Tanks Permit\Inspection	\$75.00
Re-Inspection	\$50.00
Business Buildings Annual Fire Safety Inspection	\$50.00
Burning Permits	\$50.00
Initial Fire Safety Inspection	\$100.00
Propane tank inspection	\$100.00
Temporary Tank Permit\Inspection	\$100.00
Temporary Structure (tents, portable buildings)	\$30.00
Fire System modification	\$100.00
Fire Hydrant flow test	\$25.00
Fire Hydrant Contractor use Permit	\$200.00
Certificate of Occupancy Inspection	\$50.00
Re-Inspection for Certificate of Occupancy	\$30.00
Lab\Clinics Inspection	\$100.00
Restaurant Fire Extinguishing Hood System	\$50.00
Fire System Hydro test	\$50.00
Fire Works Display Permit	\$200.00
Fire Reports	\$10.00

Fire False Alarms 2nd Call Thereafter	\$200.00
Review Evacuation Route & Fire Drills	\$50.00
Advanced Life Support (resident)	\$650.00
Advanced Life Support (non-resident)	\$850.00
Advanced Life Support 2 (resident)	\$650.00
Advanced Life Support 2 (non-resident)	\$1,000.00
Basic Life Support (resident)	\$650.00
Basic Life Support (non-resident)	\$700.00
Oxygen	\$50.00
Definitive Care* (Treatment with IV or meds, no transport)	\$100.00
Mileage	\$12.00

Environmental Health Services

Health inspections (annual food service)	\$100.00
Re- inspections for health permits	\$50.00
Temporary health inspections:	\$10.00 daily
Annual permit for temporary vendors	\$100.00
Reprint of Health permit	\$10.00
Special Events cooking food stand	\$10.00
Umbrella permit-new application	\$100.00
Umbrella permit-yearly renewal	\$100.00
Garment inspections	\$100.00
Mowing administrative cost	\$100.00 per invoice
Heimlich poster fee	\$5 for first one and \$2 each additional
Plan review fee	\$100.00
Animal trap deposit	\$20.00
Natural Habitat Application fee	\$50.00

Building Department

Building permits	\$7 per \$1000 value, minimum \$25.00
Electrical	\$50.00
Plumbing	\$50.00
Mechanical/AC	\$50.00
Demolition	\$100.00
Development	\$50.00
Fence	\$50.00
House moving	\$200.00
Lawn irrigation	\$50.00
Painting	\$25.00
Swimming pools	\$7 per \$1000
Right-of- way	\$50.00
Sign	\$50.00
Special Event	\$250.00
Temporary structure	\$100.00
Temporary parking lot	\$100.00

Re-inspection	\$25.00
City Maps	\$25.00
Special Events Permit (Temp Parking)	\$100.00
Special Events Permit (Not Spring Break)	\$250.00
Sandblasting	\$200.00
Shade Device permit	\$50.00

Beach Maintenance

Beach & dune permits that require state/council approval	\$300.00
Beach & Dune permits in-house	\$180.00
Vehicle beach use permits	\$25.00
Special Events Permit (Beach)	\$250.00
Special Events Permit (Beach Weddings)	\$25.00

Convention Center

Lobby Rental	\$400/day
Exhibit Hall	\$2,500 /day
Theater	\$650/day
Rooms 101-104 (separately)	\$250/day
Rooms 201&203 (separately)	\$250/day
Room 202	\$400/day
Sun Terrace	\$400/day
Entire Facility	\$5,000/day
Copies	\$.15 black and white, \$.25 color
Copies	\$.50 oversized
10X10 Booth with skirted table, 2 chairs	\$65/day
Electricity 0-20 AMPS	Advance \$45, Floor Order \$55 /day
Flat Fee Electrical-dependent on no. of booths, days of use	\$100-600
Table rental	Advance \$10, Floor Order \$15/day
Molded Chair	Advance \$5, Floor Order \$10/day
Upholstered Chair	Advance \$8, Floor Order \$12/day
Skirting	Advance \$15, Floor Order \$20/day
Miscellaneous Extension Cords	\$25/day
Telephone (per line)	Advance \$50, Floor Order \$60
Hanging banners less than 10 feet in length	\$25 plus forklift/operator fee
Same as above but using high lift to hang from ceiling	\$50 plus high lift/operator fee
Banners longer than 10 feet	\$10/foot /banner
Fork Lift with Operator	\$40/hour
High Lift with Operator	\$60/hour
Reusable Bags-advance notice required	\$1.00 each
36x24 poster w/board-advance notice required	\$15.00 and up each

**CITY OF SOUTH PADRE ISLAND
CITY COUNCIL WORKSHOP
AGENDA REQUEST FORM**

MEETING DATE: June 28, 2019

NAME & TITLE: Darla Jones, Assistant City Manager

DEPARTMENT: City Manager's Office

ITEM

- a. Review of projects for Capital Improvement Plan (CIP).

ITEM BACKGROUND

BUDGET/FINANCIAL SUMMARY

COMPREHENSIVE PLAN GOAL

LEGAL REVIEW

Sent to Legal: YES: _____ NO: _____
Approved by Legal: YES: _____ NO: _____

Comments:

RECOMMENDATIONS/COMMENTS



CAPITAL IMPROVEMENT PLAN (CIP) 2017-2021

City of South Padre Island



CAPITAL IMPROVEMENT PLAN (CIP) 2017-2021
CITY OF SOUTH PADRE ISLAND

GENERAL SUMMARY

On November 3, 2009, the voters approved a home rule charter for South Padre Island. Section 5.09 of the charter requires that the City Manager annually prepare and submit to the City Council a five year capital program (Capital Improvement Plan).

Section 5.09 further requires that the capital program (Capital Improvement Plan) include:

1. A clear general summary of its contents.
2. Identification of the long-term goals of the community as stated in the City's Comprehensive Plan.
3. A list of all capital improvements and other capital expenditures which are proposed to be undertaken during the fiscal years next ensuing, with appropriate supporting information as to the necessity for each.
4. Cost estimates and recommended time schedules for each improvement or other capital expenditure.
5. Method of financing upon which each capital expenditure is to be reliant.
6. The estimated annual cost of operating and maintaining the facilities to be constructed or acquired.
7. A commentary on how the plan addresses the sustainability of the community and the region of which it is a part.
8. Methods to measure outcomes and performance of the capital plan related to the long-term goals of the community.

The Capital Improvement Plan must be submitted no later than the time of submission of the operating budget for the ensuing fiscal year which is on or before sixty days prior to the beginning of each fiscal year (Home Rule Charter - Section 5.02)

Home Rule Charter - Section 5.10 requires that the City Council provide for a public hearing on the Capital Improvement Plan and shall give notice by publishing the general summary of the capital program and a notice stating:

1. The times and places where copies of the capital program are available for inspection by the public.
2. The time and place, not less than two weeks after such publication, for a public hearing on the capital program (Capital Improvement Plan).

CAPITAL IMPROVEMENT PLAN (CIP) 2017-2021

CITY OF SOUTH PADRE ISLAND

The City Council by resolution shall adopt the capital program with or without amendment after the public hearing and at the same time it adopts the ensuing fiscal year budget.

CIP Policies and Procedures

CIP INTRODUCTION

The City of South Padre Island Capital Improvements Plan (CIP) is a valuable part of the community planning process. The CIP links local infrastructure investments with comprehensive plan goals, land use ordinances and economic development efforts. The CIP bridges the gap between planning and spending, between the visions of the comprehensive plan and the fiscal realities of improving and expanding community facilities. The purpose of the Capital Improvement Plan (CIP) policy is to create a fair and consistent process outlining procedures for proposing, evaluating, and adopting capital projects creating long-term benefits.

GOALS

Preserving public health, safety and welfare

Providing the basic services that ensure citizen health and safety is the fundamental responsibility of local government. Programs of regular facility maintenance upgrades and expansion of government services to meet minimum federal, state and local standards are essential to any community. The cumulative effect of deferring major maintenance expenditures and basic improvement of essential services is often an expensive series of stopgap measures that fail to address comprehensive, long-term needs.

Anticipating the demands of growth

When related to the comprehensive plan, the capital improvements programming process works to anticipate investments in community facilities which are needed to serve or shape the pattern of growth and development.

Supporting economic development

Communities having sound fiscal health and high quality facilities and services are attractive to business and potential residents. New corporate investment and reinvestment in a community may be influenced by improvements that enhance the quality of life for the company management and their labor force. Private decisions that bring jobs to an area and new taxes to a community are based not only on availability of water and sewer, but also upon the quality of schools, public safety, recreation opportunities and many other services.

CAPITAL IMPROVEMENT PLAN (CIP) 2017-2021

CITY OF SOUTH PADRE ISLAND

Developing a fair distribution of capital costs

The CIP process allows for public discussion of the preferred means of distributing capital costs not only over time, but also among users of the facilities to be financed. Some communities prefer to pay for capital costs out of current revenues and absorb a high but single year tax increase. Other communities prefer to establish annual appropriations to capital reserve accounts to save for future projects. Still others feel that construction should take place as needed, and be funded by debt, returned by both existing and future users of the facility. In some cases, user fees may be deemed more appropriate than property taxes. Federal or state funds may also be available to help finance specific projects. The CIP process can promote discussion of fairness in fiscal policy.

Avoiding undue tax increases

Capital improvements planning is a means of avoiding the unpleasant surprise of expensive projects generating large property tax increases. While cost impacts cannot always be precisely determined in advance, the CIP fosters discussion of the distribution of the tax burden of new capital expenditures over time. A corollary benefit of fiscal stability and sound community facility planning can result in an improved bond rating.

DEFINITION

The CIP is a five-year planning document adopted annually by the City Council to plan for capital improvements related the City's beach re-nourishment efforts, streets and drainage, parks and recreational amenities, and facilities infrastructure. The Capital Improvement Plan is not to be confused with the Capital Improvement Budget. The Capital Improvement Budget is prepared each year in conjunction with the annual Operating Budget. It generally includes only those projects from the first year of the Capital Improvement Plan funded during the current year.

A capital project is defined as having a minimum cost of \$25,000 resulting in

1. Creation of a new fixed asset.
2. Enhancement to an existing fixed asset.

Typically the life expectancy of a capital project is 20 years. Examples include construction or expansion of public buildings, the acquisition of land for public use, planning, and engineering costs and street construction.

CIP DEVELOPMENT PROCESS

The Assistant City Manager is responsible for coordinating the CIP process each year. Each Department Director will submit projects in a form and timeframe annually established by the Assistant City Manager. The City Council appointed a Capital Improvements Advisory Committee to prioritize and rank projects according to the criteria listed in Project Criteria Section. Citizens may submit capital projects for consideration electronically using the CIP form available on the City's website: www.myspi.org.

CAPITAL IMPROVEMENT PLAN (CIP) 2017-2021

CITY OF SOUTH PADRE ISLAND

Forms will also be available in a written format in the lobby of City Hall at 4601 Padre Boulevard. Members of the public should forward all materials concerning their submission to the Assistant City Manager to be incorporated into the CIP process.

Departments will include as part of their project proposal:

1. A **Project Description** providing an overview and justification of the project. Requests should be made and include estimated linear feet, square feet, or other applicable measurements.
2. In the **Comprehensive Plan Section**, each project submission must illustrate compliance with the Comprehensive Plan by linking the project to a specific goal and/or objective.
3. Under **Fiscal**, possible funding options must be identified including:
 - a. Operating Revenues
 - b. Reserves and/or Debt
 - c. Grants
 - d. Partnerships with Other Organizations
 - e. Dedicated Fees

Expense estimates must be identified in the section for design, site acquisition, construction, and estimated annual maintenance and operating cost impact based on the current estimated cost and values. To help manage cash flows, the financial plan must be complete to ascertain the impact on multiple fiscal years.

4. Proposed **Schedule** for design, bid, and construction.
5. Estimated **Operating Costs** – The estimated annual cost of operating and maintaining the capital asset.
6. **Sustainability** – Defines how the capital project contributes to the sustainability goals of the City.
7. Identification of **Project Leader**.
8. Complete **Notes** as necessary to explain unique situations and circumstances pertaining to the project.

Additional information may be requested of the project applicant by the Assistant City Manager and/or the members of the CIP Advisory Committee.

CAPITAL IMPROVEMENT PLAN (CIP) 2017-2021
CITY OF SOUTH PADRE ISLAND

PROJECT CRITERIA

The evaluation of proposed capital projects will be in accordance with the following criteria. Attachment A provides criteria scorecard used in evaluation process.

- A. **Public Health and Safety** – Project improving the public health and safety of the community will be rated with highest priority. Projects must demonstrate the benefit provided to the community and possible risks from not completing the project. Compliance with state and federal mandates fall under this category.
- B. **Promote Tourism** – Projects enhancing and promoting tourism including but not limited to beach re-nourishment project and the economic support of the convention and hotel industry.
- C. **Recreation and Aesthetics** – Projects promoting recreational and aesthetic improvements opportunities for the City of South Padre Island citizens are considered priority.
- D. **Funding** – Funding availability considerations are included when ranking projects. Grants and funding partnerships are considered first followed by operating revenues, fund balance, and debt.

Fund balance may only be used to fund capital projects if the use of reserves will delay or eliminate a proposed bond issue and sufficient fund balance exists to provide necessary contingency reserves.

Debt may be issued to fund non-continuous capital projects benefitting future citizens only after alternative funding sources are explored.

- E. **Economic Development** – Projects promoting desirable economic development within the City shall be rated highly.
- F. **Service and Operational Impact** – The service category prioritizes projects including promotion of improved service delivery or reduction of increase maintenance costs including rehabilitating aging infrastructure. A cost-benefit analysis shall be done to weigh the impact of project rehabilitation to determine if the project will reduce future ongoing maintenance costs. Performance data will also be analyzed when considering projects related to improved service delivery. Future operation and maintenance expenses will be considered as part of this analysis.
- G. **Strategic Alignment** – Projects will be evaluated to determine alignment with strategic priorities identified by the City Council and with strategic planning documents such as the Comprehensive Plan.

CAPITAL IMPROVEMENT PLAN (CIP) 2017-2021
CITY OF SOUTH PADRE ISLAND

- H. **Sustainability** – Projects designed with consideration of environmental impact and creation of the smallest possible ecological footprint and producing lowers quantity of pollution possible. In an effort to make the City of South Padre Island more sustainable, projects considered environmentally conscious and promote “sustainability thinking” will be awarded additional points through the sustainability criteria.

CIP AMENDMENT

Amendments to the CIP effecting the current fiscal year must be recommended by the City Manager and approved by the City Council through a budget amendment. Amendments will be considered according to project scoring criteria as previously identified. Higher priority will be given to projects necessary for the public health and safety, desirable economic development, and funding availability.

CAPITAL IMPROVEMENT PLAN (CIP) 2017-2021
CITY OF SOUTH PADRE ISLAND

CALENDAR

DATE	ITEM
April 21, 2017	Capital Improvement Plan forms and instructions posted on the City's website and distributed to city departments and public.
May 25, 2017	Project request forms due from city staff and public.
July 14, 2017	Publish the general summary of the CIP and note the time and places where copies of the CIP are available for inspection.
August 2, 2017	Not less than two weeks after publication, schedule and hold a public meeting on the CIP.
September 6, 2017	The City Council shall by resolution adopt the CIP with or without amendment after the public hearing and at the same time adopting the ensuing fiscal year budget.

CAPITAL IMPROVEMENT PLAN (CIP) 2017-2021

CITY OF SOUTH PADRE ISLAND

AMPHITHEATER

Project Description

North of the existing Convention Centre (west side of Padre Boulevard) is an area locally known as “the flats.” This area comprises approximately 72 acres and is used for bay access by kite boarders, windsurfers, kayakers, jet-skiers and other similar personal watercraft users. The Convention and Visitor’s Authority Board in the past has expressed a desire to create an amphitheater in this area for space-related event viewing, concert venues, local drama presentations (Shakespeare in the Sand), and various outdoor community events. By combining this new venue with the existing Convention Centre, venues requiring indoor and outdoor areas can be accommodated. Estimates from the 2005 C. H. Johnson Consulting study indicated that with the development of this amphitheater, there would be 2,000 seats available in a covered, but open-air setting and another 5,000 more out on the sand in the amphitheater setting.



The image cannot be displayed. Your computer may not have enough memory to open the image, or the image may have been corrupted. Restart your computer, and then open the file again. If the red x still appears, you may have to delete the image and then insert it again.

The “Flats”

Comprehensive Plan

7.13 – Continue to work to bring people to the Island during the “off-seasons” with festivals and events such as water sport activities, a Christmas Mercado, music festivals, etc.

7.18 – Support ordinances, events and policies that enhance the Island’s economic development potential.

CAPITAL IMPROVEMENT PLAN (CIP) 2017-2021
CITY OF SOUTH PADRE ISLAND

Fiscal

INCOME AND COST ANALYSIS	
FUNDING SOURCES	
Venue Tax	\$ unknown at this time
RESTORE Act Funding	\$ unknown at this time
TOTAL FUNDS	\$
ESTIMATED COSTS	
MOU With Cameron County	\$ unknown at this time
Design/FF&E	\$ 0 (unknown at this time)
Construction	\$ 0 (unknown at this time)
Personnel	\$ 0
Supplies & Materials	\$ 0
Repairs and Maintenance	\$ 0
Capital and Other	\$ 0

CAPITAL IMPROVEMENT PLAN (CIP) 2017-2021
CITY OF SOUTH PADRE ISLAND

TOTAL IMPACTS		\$ 0
---------------	--	------

Financial Plan

Prior Years	FY 13/14	FY 14/15	FY 15/16	FY 16/17	FY 17/18	Future Years	TOTAL

Schedule

PHASE	TOTAL TIME	START	COMPLETION
Design	11 months		
Bid & Negotiation	1 month		
Construction	18 months		

Project Leader

<p>Keith Arnold</p> <p>City of South Padre Island</p> <p>7355 Padre Blvd, South Padre Island, TX 78597</p> <p>Voice: 956-761-8388/3000</p> <p>Fax: 956-761-3024</p>

CAPITAL IMPROVEMENT PLAN (CIP) 2017-2021
CITY OF SOUTH PADRE ISLAND

MULTI-MODAL TRANSIT CENTER/VISITORS CENTER

Project Description

The Multi-Modal Center/Visitors Center is a symbolic “welcome mat” for our guest and is a vital element in enhancing the first impression of the Island. A “one stop information shopping experience” is necessary in the Visitors Center by providing information on the City’s attractions, lodging, transportation, restaurants, maps, etc. This central hub educates consumers on what the Island has to offer. Not only for information dissemination, the Visitors Center must be attractive and visible, enticing people to stop by. A relaxing and comfortable atmosphere may include but is not limited to clean restrooms and a small play area for children, all critical for individuals needing a respite from traveling. Adequate signage and easy ingress and egress as a picturesque focal point for people descending from the causeway.

The South Padre Island Transit Department is in the process of constructing a “Multi-Modal” Center near the base of the Queen Isabella Memorial Causeway. It is being designed with enough floor space to accommodate moving the Visitors Center and Chamber of Commerce to this location so it can truly be a one-stop experience for visitors entering the Island where they have an opportunity to gather information, catch a bus, a taxi, rent a bike or car.

Comprehensive Plan

7 E. Support an environment that is friendly to residents and businesses.

7.5 (f) Establish a local volunteer program through which local business professionals and / or retired entrepreneurs can assist with the Island’s marketing efforts.

7.6 Establish the Island as a premier destination for entertainment, culture, and fine dining. To do so, the Island will need to offset and / or leverage our location disadvantage (so far away) by providing unique and high quality products and / or entertainment venues.

Fiscal

INCOME AND COST ANALYSIS

FUNDING SOURCES

TxDOT	\$5,000,000
-------	-------------

ESTIMATED COSTS

Construction	\$1,600,000 Phase 1 (parking area, bus berths, utilities, site work-complete)
--------------	---

CAPITAL IMPROVEMENT PLAN (CIP) 2017-2021
CITY OF SOUTH PADRE ISLAND

	\$3,400,000 Phase 2 (Building)
TOTAL COSTS	\$5,000,000
OPERATIONAL IMPACTS	
Personnel	\$ 0
Supplies & Materials	\$ 10,000
Repairs and Maintenance	\$ 20,000
Capital and Other	\$ 0

Financial Plan

Prior Years	FY 13/14	FY 14/15	FY 15/16	FY 16/17	FY 17/18	Future Years	TOTAL
			\$1,600,000		\$3,400,000		\$5,000,000

Schedule

PHASE	TOTAL TIME	START	COMPLETION
Land Acquisition	N/A		
Design	18 months	2016	2016
Bid	8 months	2017	2017
Construction	18 months	2017	2018

CAPITAL IMPROVEMENT PLAN (CIP) 2017-2021
CITY OF SOUTH PADRE ISLAND

Project Leader

Jesse Arriaga

Transit Director

City of South Padre Island

4601 Padre Blvd, South Padre Island, TX 78597

Voice: 956-761-8176

STREETS

Project Description

The City's street system consists of approximately 47 lane miles of streets, all improved. With proper maintenance and renewal, streets along South Padre Island's arterials are designed to last 20 years. Neighborhood streets should last 40 years when adequately maintained. Rather than waiting for streets to deteriorate, City crews are extending existing funds by inspecting all streets every two to four years and targeting the right treatment at the right time on the right streets. Preventative maintenance, like crack sealing and various forms of surface treatment, are used to slow the deterioration of streets.



The image cannot be displayed. Your computer may not have enough memory to open the image, or the image may have been corrupted. Restart your computer, and then open the file again. If the red x still appears, you may have to delete the image and then insert it again.

Street Repair

The City's Street Paving & Repair program maintains all curbed and non-curbed hard surface streets within the City limits. To maintain streets, the City:

- Identifies and prioritizes street repair projects
- Plans street repair or repaving each year, budget permitting
- Uses cost-effective maintenance techniques

CAPITAL IMPROVEMENT PLAN (CIP) 2017-2021
CITY OF SOUTH PADRE ISLAND

- Schedules repair work to accommodate construction projects planned by utility companies and other City projects
- Notifies property owners in advance of road crews
- Barricades streets 24 and 48 hours before work begins

Street renovation projects include repaving, improving sidewalks through the City to promote more pedestrian usage, inclusion of curb and gutter, and widening to twenty-eight feet from back-of-curb to back-of-curb (“back to back”).

Comprehensive Plan

4.Q. Plan in advance for an efficient street network

4.P. Ensure suitable street infrastructure commensurate with traffic demands and volumes

4.S. Enhance street right-of-way appearance and contribution to City character

CAPITAL IMPROVEMENT PLAN (CIP) 2017-2021
CITY OF SOUTH PADRE ISLAND

Rank	Segment	Street Name	Total Estimated Street Cost
1	All	Laguna	\$ 2,611,053.00
2	E	Verna Jean	\$ 337,857.75
2	E	White Sands	\$ 354,537.00
3	C	Kingfish	\$ 104,163.75
3	E	Polaris	\$ 369,414.00
4	C	Mars	\$ 106,863.75
4	W	Polaris	\$ 61,688.25
4	N	Gulf	\$ 797,175.00
5	C	Dolphin	\$ 107,538.75
5	E	Lantana	\$ 285,540.75
6	W	Swordfish	\$ 86,706.00
6	E	Harbor	\$ 101,359.50
6	E	Amberjack	\$ 240,469.50
6	E	Aries	\$ 197,673.75

CAPITAL IMPROVEMENT PLAN (CIP) 2017-2021
CITY OF SOUTH PADRE ISLAND

6	C	Polaris	\$ 104,163.75
7	C	Acapulco	\$ 108,213.75
7	E	Retama	\$ 287,565.75
7	E	Mars	\$ 257,359.50
7	C	Georgia Ruth	\$ 102,813.75
8	C	Palm	\$ 167,838.00
9	W	Capricorn	\$ 54,834.00
10	E	Tarpon	\$ 186,206.25
10	C	Campeche	\$ 102,813.75
10	C	Esperanza	\$ 104,838.75
10	E	Dolphin	\$ 284,190.75
10	W	Morningside	\$ 291,045.00
11	E	Palm	\$ 67,659.00
11	E	Pike	\$ 224,736.00
11	E	Whiting	\$ 265,653.00
11	C	Aries	\$ 105,513.75
11	W	Aries	\$ 54,834.00
11	E	Coronado	\$ 133,965.00

CAPITAL IMPROVEMENT PLAN (CIP) 2017-2021
CITY OF SOUTH PADRE ISLAND

12	E	Bahama	\$ 259,384.50
12	W	Red Snapper	\$ 41,800.50
12	W	Campeche	\$ 172,602.00
12	C	Atol	\$ 105,513.75
12	C	Huisache	\$ 104,163.75
12	W	Oleander	\$ 243,636.00
12	W	Gardenia	\$ 259,473.75
12	W	Verna Jean	\$ 68,542.50
12	C	Amberjack	\$ 35,325.00
13	E	Marisol	\$ 128,101.50
13	E	Red Snapper	\$ 219,336.00
13	W	Acapulco	\$ 154,168.50
13	C	Marlin	\$ 114,708.00
13	C	Ling	\$ 97,309.50
13	C	Pike	\$ 42,390.00
14	W	Marlin	\$ 27,417.00
14	W	Dolphin	\$ 100,009.50
14	E	Gardenia	\$ 292,290.75
14	E	Sunny Isle	\$ 157,855.50

CAPITAL IMPROVEMENT PLAN (CIP) 2017-2021
CITY OF SOUTH PADRE ISLAND

14	E	Capricorn	\$ 286,890.75
15	C	Corral	\$ 189,010.50
15	C	Whiting	\$ 30,960.00
15	C	Mezquite	\$ 104,163.75
15	C	Lantana	\$ 102,813.75
15	C	Oleander	\$ 102,813.75
15	C	Capricorn	\$ 107,538.75
15	E	Carolyn	\$ 288,915.75
15	E	Marlin	\$ 150,585.00
16	C	Venus	\$ 102,813.75
16	E	Georgia Ruth	\$ 191,598.75
17	W	Sunny Isle	\$ 114,393.00
17	C	Sheepshead	\$ 174,056.25
17	C	Pompano	\$ 158,218.50
17	C	Verna Jean	\$ 103,488.75
17	E	Atol	\$ 248,584.50
17	E	Cora Lee	\$ 297,150.75
17	W	Clipper	\$ 26,257.50
18	E	Ling	\$ 219,802.50

CAPITAL IMPROVEMENT PLAN (CIP) 2017-2021
CITY OF SOUTH PADRE ISLAND

18	E	Swordfish	\$ 247,909.50
18	C	Bahama	\$ 65,643.75
18	N	Lynda	\$ 82,251.00
18	C	Red Snapper	\$ 103,488.75
18	C	Retama	\$ -
18	E	Morningside	\$ 32,906.25
27	E	Sunset	\$ -
27	S	Gulf	\$ -
19	W	Corral	\$ 71,242.50
19	C	Gardenia	\$ 104,163.75
19	W	Hibiscus	\$ 251,269.50
19	W	Esperanza	\$ 237,561.00
19	E	Saturn	\$ 192,273.75
19	C	Saturn	\$ 104,163.75
19	E	Venus	\$ 312,828.75
19	C	Cora Lee	\$ 102,813.75
19	W	Cora Lee	\$ 240,261.00
19	E	Parade	\$ 286,995.00
20	E	Campeche	\$ 294,315.75
20	E	Jupiter	\$ 282,840.75

CAPITAL IMPROVEMENT PLAN (CIP) 2017-2021
CITY OF SOUTH PADRE ISLAND

20	E	Kingfish	\$ 284,865.75
21	E	Pompano	\$ 158,218.50
21	C	Hibiscus	\$ 105,513.75
21	W	Harbor	\$ 27,417.00
21	E	Esperanza	\$ -
22	W	Kingfish	\$ 78,772.50
17	E	Hibiscus	\$ -
23	E	Sheepshead	\$ 165,462.75
23	W	Bahama	\$ 113,130.00
23	W	Lantana	\$ 225,202.50
23	C	Tarpon	\$ 83,148.75
23	W	Huisache	\$ 123,907.50
23	W	Palm	\$ 21,195.00
24	W	Saturn	\$ 146,535.00
24	E	Palmetto	\$ 292,395.00
24	N	Tropical	\$ 117,768.00
24	N	Havana	\$ 139,110.00
25	W	Sheepshead	\$ 78,771.75
25	W	Tarpon	\$ 36,360.00
25	N	Circe	\$ 164,502.00

CAPITAL IMPROVEMENT PLAN (CIP) 2017-2021
CITY OF SOUTH PADRE ISLAND

25	E	Corral	\$ 89,572.50
25	W	Pompano	\$ 36,675.00
25	W	Atol	\$ 168,552.00
25	W	Retama	\$ 176,652.00
25	W	Mezquite	\$ 115,155.00
25	W	Venus	\$ 30,960.00
25	W	Mars	\$ 30,960.00
25	W	Georgia Ruth	\$ 99,334.50
25	C	Carolyn	\$ 102,813.75
25	W	Carolyn	\$ 195,760.50
25	S	Laguna Circle	\$ 184,752.00
25	W	Sunset	\$ 249,862.50
25	N	Yucca	\$ 119,902.50
25	E	Haas	\$ -
25	C	Swordfish	\$ 38,025.00
25	E	Acapulco	\$ 286,215.75
25	E	Mezquite	\$ -
25	E	Huisache	\$ -
26	W	Marisol	\$ 98,659.50
26	W	Pike	\$ -
26	W	Amberjack	\$ -
26	W	Whiting	\$ -

CAPITAL IMPROVEMENT PLAN (CIP) 2017-2021
CITY OF SOUTH PADRE ISLAND

26	E	Oleander	\$ -
26	W	Jupiter	\$ 64,388.25
26	W	Constellation	\$ 52,987.50
26	S	Lynda	\$ -
26	N	Laguna Circle	\$ 277,803.00
	E	Constellation	\$ 299,040.75
	Totals		\$ 22,383,645.00

Fiscal

INCOME AND COST ANALYSIS

FUNDING SOURCES

\$ to be determined

TOTAL FUNDS

\$ to be determined

ESTIMATED COSTS

Pave East-West streets 28' wide with curb and gutter, add curb and gutter to west sides of Laguna and Gulf Boulevards (engineering and contingencies included) \$22,383,645

TOTAL COSTS

\$22,383,645

OPERATIONAL IMPACTS

CAPITAL IMPROVEMENT PLAN (CIP) 2017-2021
CITY OF SOUTH PADRE ISLAND

Personnel	\$ 0
Supplies & Materials	\$ 0
Repairs and Maintenance	\$ 100,000
Capital and Other	\$ 0
TOTAL IMPACTS	\$ 100,000

Financial Plan

Prior Years	FY 13/14	FY 14/15	FY 15/16	FY 16/17	FY 17/18	Future Years	TOTAL
			\$760,000	\$460,000	\$		

Project Leader

<p>Carlos Alejandro Sanchez, P.E. Public Works Director City of South Padre Island Public Works Department 4601 Padre Blvd, South Padre Island, TX 78597 Voice: 956-761-8158</p>

DR
Pro
An

ides infrastructure in place reaching a point of full clearance in six (6) hours or less. Often drainage is under the radar as a capital expenditure until a storm (such as Hurricane Dolly in July 2008) illustrates the importance of adequate drainage.

CAPITAL IMPROVEMENT PLAN (CIP) 2017-2021
CITY OF SOUTH PADRE ISLAND

During rain events, water washes over roofs, streets, driveways, sidewalks, parking lots and land surfaces. Along the way a variety of pollutants, such as oil, pesticides, metals, chemicals, and soil pollute the water discharged into the Laguna Madre Bay. These pollutants endanger water quality of waterways, making them unhealthy for people, fish, and wildlife.

According to the National Weather Service (Brownsville Office), the City of South Padre Island receives on average 29.5 inches of precipitation annually. This creates millions of gallons of storm water runoff per year. The volume and speed of the runoff in some instances cause flooding and erosion, destroys natural habitat, and contributes to combined sewer overflows. Each drainage system across the Island helps storm water drain into the Laguna Madre Bay.

Current drainage requirements by the Texas General Land Office do not allow for drainage directly into the Gulf of Mexico. All drainage must be east to west and the current system requires a wash over Padre Boulevard. Storm drains, ditches, and culverts all are prone to blockage of which trash and sand build-ups are the prime culprits. The City of South Padre Island has an interlocal agreement with Laguna Madre Water District to clean out storm water inlets annually. Current storm water inlets that have been identified as problems are being addressed with TxDOT to be repaired/replaced.

Comprehensive Plan

6.K. Employ best management practices (Drainage)

6.L. Improve storm water management systems.

6.21. Evaluate and amend as needed the requirements for on-site detention/retention

6.22. Prepare a storm water management plan to quantify existing and projected demands, capacity deficiencies, and needed capital improvements.

6.24. Prepare a drainage master plan to prioritize improvements, particularly for Gulf and Laguna Boulevards and each of the east-west streets.

6.25. Amend the development ordinances to:

6.25a. Require the use of best management practices in collecting, storing, and conveying storm water.

6.25b. Accomplish improved water quality. (clustering, community storm water system, water gardens, rain barrels, swales; or retention/detention)

Fiscal

INCOME AND COST ANALYSIS	
FUNDING SOURCES	\$25,000
General Fund	

CAPITAL IMPROVEMENT PLAN (CIP) 2017-2021
CITY OF SOUTH PADRE ISLAND

TOTAL FUNDS	\$ 25,000
ESTIMATED COSTS	
LMWD Agreement	\$25,000
TOTAL COSTS	
	\$ 25,000
OPERATIONAL IMPACTS	
Personnel	\$ 0
Supplies & Materials	\$ 0
Repairs and Maintenance	\$ 0
Capital and Other	\$ 0
TOTAL IMPACTS	\$ 0

Financial Plan

Prior Years	FY 13/14	FY 14/15	FY 15/16	FY 16/17	FY 17/18	Future Years	TOTAL
	\$15,000	\$15,000	\$15,000	\$25,000	\$25,000		

CAPITAL IMPROVEMENT PLAN (CIP) 2017-2021
CITY OF SOUTH PADRE ISLAND

Project Leader

Carlos Alejandro Sanchez, P.E.

Public Works Director

City of South Padre Island

Public Works Department

4601 Padre Blvd, South Padre Island, TX 78597

Voice: 956-761-8158

PARKING STRUCTURE

Project Description

Creation of a multi-modal facility serving the basic function of parking vehicles as well as designed to incorporate multi-use features including residential and/or commercial development. The structure would facilitate visitors and/or residents transition to and from their vehicle. Users of the facility need access to the beach benefitting local business and increase use of public transportation. The facility could also be a transportation hub for the City's free transportation system – SPI Metro. Design includes environmental features in the City's direction to be good stewards of the environment and perhaps electricity generation from distributed renewable sources only.

CAPITAL IMPROVEMENT PLAN (CIP) 2017-2021

CITY OF SOUTH PADRE ISLAND



The image cannot be displayed. Your computer may not have enough memory to open the image, or the image may have been corrupted. Restart your computer, and then open the file again. If the red x still appears, you may have to delete the image and then insert it again.

Example of Parking Structure

Comprehensive Plan

4.41. The City needs to develop and implement a comprehensive parking program.

7.7c. Construct a City-owned or privately managed parking garage when needed.

Fiscal

INCOME AND COST ANALYSIS

FUNDING SOURCES

Venue Tax	\$
CMP Grant	\$
TOTAL FUNDS	\$

CAPITAL IMPROVEMENT PLAN (CIP) 2017-2021
CITY OF SOUTH PADRE ISLAND

ESTIMATED COSTS	
Per space - \$20,000 x 100 spaces	\$2,000,000
TOTAL COSTS	
	\$ 2,000,000
OPERATIONAL IMPACTS	
Personnel	\$ 0
Supplies & Materials	\$ 0
Repairs and Maintenance	\$ 5,000 annually
Capital and Other	\$ 0
TOTAL IMPACTS	\$ 5,000 annually

Financial Plan

Prior Years	FY 13/14	FY 14/15	FY 15/16	FY 16/17	FY 17/18	Future Years	TOTAL

Schedule

PHASE	TOTAL TIME	START	COMPLETION

CAPITAL IMPROVEMENT PLAN (CIP) 2017-2021
CITY OF SOUTH PADRE ISLAND

Project Leader

Carlos Alejandro Sanchez, P.E.
Public Works Director
City of South Padre Island
Public Works Department
4601 Padre Blvd, South Padre Island, TX 78597
Voice: 956-761-8158

PADRE BOULEVARD ENHANCEMENT/SIDEWALKS

Parking has always been a problem during peak seasons on South Padre Island. The City maintains the free public transportation system, South Padre Island Metro, 365 days per year. Encouraging people to use alternative transportation methods can help alleviate challenges experienced with parking. Having an adequate system of sidewalks can encourage people to walk to particular destinations, also improving public health.

Project Description

Several City projects such as Padre and Gulf Boulevards have components addressing pedestrian pathways. Under consideration would be to create a pedestrian mobility plan taking a comprehensive look at the entire pedestrian system throughout the Island. Such a pedestrian system will enhance the safety of users and compliment the natural beauty. The plan evaluates the connection of focal points throughout the Island. Features including brick pavers being used at driveway crossings, landscaping and an ADA compliant sidewalks from Isla Blanca Park to the Convention Centre, added bus stops and benches, water fountains and way-finding signage. Of equal importance is the contribution in encouraging healthy lifestyles for residents and visitors. The City successfully submitted an application for grant funding to the Texas Department of Transportation under the Transportation Alternatives Program (TAP), resulting in a \$4,362,951 project of which the City is responsible for \$52,356 in local matching funds.

CAPITAL IMPROVEMENT PLAN (CIP) 2017-2021

CITY OF SOUTH PADRE ISLAND



The image cannot be displayed. Your computer may not have enough memory to open the image, or the image may have been corrupted. Restart your computer, and then open the file again. If the red x still appears, you may have to delete the image and then insert it again.

Comprehensive Plan

4.F. Provide a safe & attractive environment for walking

4.G. Encourage transportation forms other than the automobile

4.H. Develop walking and biking paths that are coordinated with existing businesses, residences, street infrastructure, and transit opportunities and that contribute to the character and identity of the Island and the individual corridors on which the paths are located.

4.9 Develop a capital sidewalk improvement plan. Priority: Padre Blvd; Gulf Blvd; east/west connectors with median access; followed by Laguna Blvd and then rest of side streets.

4.12. Clearly delineate sidewalks, trails and bike lanes.

4.14 Require sidewalks crossing driveway entrances to comply with accessibility standards – AND – require that the sidewalk is constructed with a unique surface and/or color to alert motorists to the crossing and to serve as a design feature.

4.37. Where there are beach accesses, a sidewalk needs to be installed on at least one of the side streets north or south of the beach access and should connect to Padre Blvd & Laguna Blvd to the bay.

CAPITAL IMPROVEMENT PLAN (CIP) 2017-2021
CITY OF SOUTH PADRE ISLAND

4.38 Construct sidewalks on one side of each of the local streets between Padre & Laguna Blvds.

Fiscal

INCOME AND COST ANALYSIS	
FUNDING SOURCES	
TAP Grant	\$4,310,595
Venue Tax	\$ 641,914
Debt Issuance	\$4,000,000
TOTAL FUNDS	\$8,952,509
ESTIMATED COSTS	
Padre Blvd Sidewalks/Landscaping	\$3,452,509
Raised Median Extension	\$5,500,000
TOTAL COSTS	\$8,952,509
OPERATIONAL IMPACTS	
Personnel	\$ 100,000
Supplies & Materials	\$ 50,000
Repairs and Maintenance	\$ 20,000
Capital and Other	\$ 40,000 (vehicles)

CAPITAL IMPROVEMENT PLAN (CIP) 2017-2021
CITY OF SOUTH PADRE ISLAND

TOTAL IMPACTS	\$ 170,000 annually
----------------------	----------------------------

Financial Plan

Prior Years	FY 13/14	FY 14/15	FY 15/16	FY 16/17	FY 17/18	Future Years	TOTAL
					\$8,952,509		\$8,952,509

Project Leader

Carlos Alejandro Sanchez, P.E.
 Public Works Director
 4601 Padre Blvd
 South Padre Island, Tx 78597
 (956) 761-8158
 Csanchez@myspi.org

STREET LIGHTING

Project Description

Adequate street lighting provides better security for areas where pedestrians and vehicles may interact and crime is more likely to occur in poorly-lit areas. There are some people that feel that street lighting causes “light pollution” and interferes with nighttime activities like stargazing. Those beliefs need to be taken into consideration and balanced with the safety needs of the general public.

OPTION 1:

The street lighting is placed mid-block for adequate coverage and each light is a standard 250 KW high-pressure sodium (HPS) vapor lumen on a 30’ wooden pole with a 14’ arm. This enables the light to be placed high enough to cast the lighting out broadly and the 14’ arm allows the light to be cast out over the right-of-way, avoiding interference from trees.

CAPITAL IMPROVEMENT PLAN (CIP) 2017-2021
CITY OF SOUTH PADRE ISLAND

On the east-west streets, there is typically 50 feet of right-of-way and a 16' utility easement located at the rear of the lots, where electric lines are currently installed. The maximum distance an overhead line can be run between poles is 100'. This will allow a new pole with a streetlight to be installed within the existing right-of-way and an overhead power line to be run from easement at the rear of the lot.

American Electric Power-Texas (AEP-Texas) is the electricity provider for most of the Rio Grande Valley and will be contracted to perform the installation of the necessary lighting. A "Contribution-In-Aid" of Construction is required to be paid by the City to assist with offsetting the cost. This contribution is approximately \$2,200 per light/pole which includes materials and installation.

OPTION 2:

Those existing lights that have identified as inadequate are being identified for upgrade to include more powerful and more efficient lighting as well as longer arms that will allow the light to be directed near the center of the street. This upgrade of the existing lighting will cost approximately \$ 600 per light.



The image cannot be displayed. Your computer may not have enough memory to open the image, or the image may have been corrupted. Restart your computer, and then open the file again. If the red x still appears, you may have to delete the image and then insert it again.

14' Arm with 250 HPS Lighting

OPTION 3:

A possibility to consider regarding street lighting is replacing the fixtures with solar power. This option has an extremely high initial cost of more than \$10,000 per light and due to our highly corrosive environment; repair and maintenance costs are estimated at \$100 per light per year. This would include repair and/or replacement of the photo-voltaic panels.

Comprehensive Plan

4.S. Enhance street right-of-way appearance and contribution to City character.

CAPITAL IMPROVEMENT PLAN (CIP) 2017-2021
CITY OF SOUTH PADRE ISLAND

6.A. Continue to coordinate fiscally responsible and well-managed growth with the provision of adequate public facilities and services.

6.C. Support a sensible development pattern that minimizes impacts and costs to public facilities and infrastructure.

OPTION 1:

FISCAL

INCOME AND COST ANALYSIS	
FUNDING SOURCES	
	\$
TOTAL FUNDS	\$
ESTIMATED COSTS	
70 lights/poles	\$ 154,000
TOTAL COSTS	\$ 195,125.24, 198,702.60 or \$191,677.78
OPERATIONAL IMPACTS	
Personnel	\$ 0
Supplies & Materials	\$ 0
Repairs and Maintenance	\$ 0 (Maintained by AEP)
Capital and Other	\$ 0

CAPITAL IMPROVEMENT PLAN (CIP) 2017-2021
CITY OF SOUTH PADRE ISLAND

TOTAL IMPACTS	\$ 0
---------------	------

Financial Plan

Prior Years	FY 13/14	FY 14/15	FY 15/16	FY 16/17	FY 17/18	Future Years	TOTAL

Schedule

PHASE	TOTAL TIME	START	COMPLETION

OPTION 2:

FISCAL

INCOME AND COST ANALYSIS	
FUNDING SOURCES	
	\$
TOTAL FUNDS	
	\$
ESTIMATED COSTS	
Upgrade 300 lights @ \$600/ea	\$ 180,000

CAPITAL IMPROVEMENT PLAN (CIP) 2017-2021
CITY OF SOUTH PADRE ISLAND

TOTAL COSTS	\$ 180,000
OPERATIONAL IMPACTS	
Personnel	\$ 0
Supplies & Materials	\$ 0
Repairs and Maintenance	\$ 0
Capital and Other	\$ 0
TOTAL IMPACTS	\$ 0

Financial Plan

Prior Years	FY 13/14	FY 14/15	FY 15/16	FY 16/17	FY 17/18	Future Years	TOTAL

Schedule

PHASE	TOTAL TIME	START	COMPLETION

CAPITAL IMPROVEMENT PLAN (CIP) 2017-2021
CITY OF SOUTH PADRE ISLAND

OPTION 3:

FISCAL

INCOME AND COST ANALYSIS

FUNDING SOURCES

\$

TOTAL FUNDS

\$

ESTIMATED COSTS

Fixture Replacement

\$4,000,000

TOTAL COSTS

\$4,000,000

OPERATIONAL IMPACTS

Personnel

\$ 0

Supplies & Materials

\$ 0

Repairs and Maintenance

\$ 40,000

Reduction of energy bill

\$ (38,400)

Capital and Other

\$ 0

CAPITAL IMPROVEMENT PLAN (CIP) 2017-2021
CITY OF SOUTH PADRE ISLAND

TOTAL IMPACTS \$ 1,600

Financial Plan

Prior Years	FY 13/14	FY 14/15	FY 15/16	FY 16/17	FY 17/18	Future Years	TOTAL

Schedule

PHASE	TOTAL TIME	START	COMPLETION

Project Leader

Darla A. Jones
 Assistant City Manager
 City of South Padre Island
 4601 Padre Blvd, South Padre Island, TX 78597
 Voice: 956-761-8107

MARINA

The establishment of a marina can be seen as not only an economic benefit to South Padre Island but also adds to the accessibility of the Laguna Madre and the overall quality of life for the residents and visitors. The addition of a marina to the "Entertainment District" area has been identified as a vital component by the Form Based Code Consultant and Commission. This marina addition will allow a place

CAPITAL IMPROVEMENT PLAN (CIP) 2017-2021
CITY OF SOUTH PADRE ISLAND

for boats to be “parked” for a few hours or a few weeks while the owners enjoy what the entertainment district has to offer and will encourage the use and enjoyment of the Bay and the entire Island. There are currently very few boat slips available for public use. Approximately 120 boat slips are needed.

Comprehensive Plan

5.F. Protect the Laguna Madre as a valuable resource

5.26. Develop a recreational use plan, identifying associated facilities and improvements to facilitate its implementation, e.g. marina improvements and the requisite dredging.

Fiscal

INCOME AND COST ANALYSIS	
FUNDING SOURCES	Unknown
ESTIMATED COSTS	
Dredging	\$220,000
Engineering and Monitoring	\$133,000
Marina Construction	\$540,000
TOTAL COSTS	\$893,000
Personnel	\$ 0
Supplies & Materials	\$ 0
Repairs and Maintenance	\$ 10,000
Capital and Other	\$ 0
TOTAL IMPACTS	\$ 10,000

CAPITAL IMPROVEMENT PLAN (CIP) 2017-2021
CITY OF SOUTH PADRE ISLAND

Financial Plan

Prior Years	FY 13/14	FY 14/15	FY 15/16	FY 16/17	FY 17/18	Future Years	TOTAL

Schedule

PHASE	TOTAL TIME	START	COMPLETION

Project Leader

Brandon Hill, Shoreline Director
 City of South Padre Island
 4601 Padre Blvd.
 South Padre Island, Tx 78597
 (956) 761-8166

TOMPKINS CHANNEL EXPANSION

Project Description

Tompkins Channel currently extends from parallel to north side of the causeway, northward to Sunset Drive. This project would extend the channel approximately 10,000 linear feet further north to about one mile north of the Convention Centre, the projected landing site of the new causeway. It is a well-known fact that Tompkins Channel is a tremendous asset to the City and extending it northward almost two miles will enable the vessels currently using it to continue northward to the Convention Centre and eventually reach the new causeway. This will "open up" the Convention Centre to potential fishing tournaments, increasing tourism for the Laguna Madre area.

Fiscal

INCOME AND COST ANALYSIS	
FUNDING SOURCES	
HOT Funds	\$
RESTORE Act Grant	\$

CAPITAL IMPROVEMENT PLAN (CIP) 2017-2021
CITY OF SOUTH PADRE ISLAND

TOTAL FUNDS	\$	
ESTIMATED COSTS		
Dredging	\$	750,000
Total:	\$	750,000
OPERATIONAL IMPACTS		
Supplies & Materials	\$	0
Repairs and Maintenance	\$	2,000 annually (\$200,000 every ten years)
Capital and Other	\$	0
TOTAL IMPACTS	\$	2,000

Financial Plan

Prior Years	FY 13/14	FY 14/15	FY 15/16	FY 16/17	FY 17/18	Future Years	TOTAL

Schedule

PHASE	TOTAL TIME	START	COMPLETION

CAPITAL IMPROVEMENT PLAN (CIP) 2017-2021
CITY OF SOUTH PADRE ISLAND

Project Leader

Brandon Hill, Shoreline Director City of South Padre Island 4601 Padre Blvd. South Padre Island, Tx 78597 (956) 761-8166
--

BOARDWALK ON THE BAY

PROJECT DESCRIPTION

The revitalization of the Entertainment District has been identified by the City as a priority for many reasons, including economic development. The Form Based Code has developed conceptual designs of the Entertainment District that include a marina, new façade improvements to existing businesses, new development codes that address ingress/egress, setbacks, parking, sidewalks and other design features to entice visitors. A major component of this is the boardwalk. The proposed boardwalk will be 12' wide and be made of a recycled plastic material that closely resembles wood but does not deteriorate or splinter, thus increasing the life expectancy and decreasing the maintenance requirements. The boardwalk will be lit at night to increase usage and safety during the prime hours that people are enjoying the Entertainment District and will stretch from approximately Sunny Isle Drive to Swordfish Street, a distance of +/- 3,400 linear feet. The boardwalk will cantilever out over the bay and be constructed adjacent to a bulkhead and the proposed Marina (addressed elsewhere in this document). Permits from the General Land Office will be required.

CAPITAL IMPROVEMENT PLAN (CIP) 2017-2021
CITY OF SOUTH PADRE ISLAND



The image cannot be displayed. Your computer may not have enough memory to open the image, or the image may have been corrupted. Restart your computer, and then open the file again. If the red x still appears, you may have to delete the image and then insert it again.

Schematic Showing Proposed Boardwalk

Fiscal

INCOME AND COST ANALYSIS	
FUNDING SOURCES	\$
TOTAL FUNDS	\$
ESTIMATED COSTS	
3400 lf, 12' wide boardwalk,	\$ 5,100,000
bulkhead needed in certain areas,	
lighting	
Total:	\$ 5,100,000

CAPITAL IMPROVEMENT PLAN (CIP) 2017-2021
CITY OF SOUTH PADRE ISLAND

OPERATIONAL IMPACTS

Personnel	\$ 0
Supplies & Materials	\$ 0
Repairs and Maintenance	\$ 2,000 (lighting, decking repair)
Capital and Other	\$ 0
Total:	\$ 2,000

Financial Plan

Prior Years	FY 13/14	FY 14/15	FY 15/16	FY 16/17	FY 17/18	Future Years	TOTAL

Schedule

PHASE	TOTAL TIME	START	COMPLETION

Project Leader

<p>Brandon Hill, Shoreline Director</p> <p>City of South Padre Island</p> <p>4601 Padre Blvd.</p> <p>South Padre Island, Tx 78597</p> <p>(956) 761-8166</p>

CAPITAL IMPROVEMENT PLAN (CIP) 2017-2021
CITY OF SOUTH PADRE ISLAND

BEACH

Project Description

This project restores and protects the quality and function of the beaches and dunes of South Padre Island and adjacent areas by adding sand to the system and widening the beaches. The beaches of South Padre Island are engineered beaches and by widening the beaches, the project also restores and ensures continued access to and along the beach for the public, as well as the Kemp Ridley sea turtle and other wildlife.

Dredging of Brazos Santiago Pass (Ship Channel)

The goal of this project is to place beach quality sand from maintenance dredging of the Brazos Santiago Pass onto the beaches and dunes of South Padre Island. The measurable objective will be the final volume of sand deposited on the beach and in the dunes. As this is a project that uses borrowed material from the maintenance of the Brownsville Ship Channel, the United States Army Corps of Engineers pays for the maintenance of the channel. The City of South Padre Island and Cameron County pay the incremental cost to place the material on South Padre Island beaches. The State of Texas General Land Office has been most helpful in the past, through funding sources (80% cost to the State of Texas General Land Office and a 20% cost to the City of South Padre Island).

The City of South Padre Island's engineering firm coordinates with the United States Army Corps of Engineers to survey the Brazos Santiago Pass in order to determine how much beach quality sand is located in the mouth of the channel and to determine how much is shoaled since the last dredging project. With that information, the engineers determine, with input from the State of Texas General Land Office, Cameron County, and the City of South Padre Island, the specific material placement locations and develop an engineered beach template, based on sand volumes estimated from the original survey. The engineers also coordinate lines that meet the needs of the United States Army Corps of Engineers and project partners, keeping in mind sea turtle nesting season and other possible environmental windows.

This project takes about six months to plan and implement and is done on an average of every two to three years to keep the ship channel deep. As part of this project's bid specifications, project timelines and material placement locations, an engineered beach profile is developed. In addition, the City conducts a post-project survey of the beach and bi-annual beach surveys in conformance with the Coastal Management Program.

CAPITAL IMPROVEMENT PLAN (CIP) 2017-2021

CITY OF SOUTH PADRE ISLAND

The desired outcome of this project is to place a large amount of beach-quality sand onto the beaches and dunes of South Padre Island in an effort to widen the beaches, and strengthen and stabilize the dunes. By widening the beaches, more habitat for wildlife, such as nesting habitat for the endangered Kemps Ridley Sea Turtle and foraging habitat for the threatened Piping Plover, the Island is also being protected from erosion (erosion rate on the north end of the Island is eight feet per year; on the south end; six to eight feet per year).



The image cannot be displayed. Your computer may not have enough memory to open the image, or the image may have been corrupted. Restart your computer, and then open the file again. If the red x still appears, you may have to delete the image and then insert it again.

Re-nourishment from Dredge Material

Off Shore Source for Beach Re-nourishment

This project encompasses an extensive beach re-nourishment project along the City of South Padre Island shoreline. The City's beaches, which are oriented nearly north-south, are subject to predominantly southeast winds and waves that transport sand from the south to the north. This area is also subject to tropical storm activity approximately every seven years (direct impacts from storms making landfall within 100 miles) and more often by storms within the Gulf of Mexico that raise water elevations and create large waves that impact the coast. As a result the City shoreline has experienced shoreline erosion along the northern section of the City. To address this erosion, significant beach nourishment using an offshore sand source is proposed.

Various beach design layouts were analyzed by varying the berm width for both short-term and long-term performance analyses. Based on these results, the recommended design berm width is 100 feet and project length is two miles. This layout will provide a transition from a relatively stable shoreline and create a continuous contour that connects to the undeveloped shoreline north of City. This project layout will place approximately 888,000 cubic yards along 12,000 linear feet of beach.

CAPITAL IMPROVEMENT PLAN (CIP) 2017-2021

CITY OF SOUTH PADRE ISLAND

Geotechnical investigations were performed in March and April of 2008 to delineate potential areas for this project. Based on these result of these investigations, a series of offshore ridges located approximately 20 miles north of the City and 5 miles offshore were found to contain beach quality material and appear suitable as borrow sources. Utilizing the geotechnical data and design criteria for hopper dredge operations, four borrow areas were delineated. These areas contain approximately 2,047,800 cubic yards of beach quality sand. This quantity is sufficient for the proposed placement layout.

Permitting for the project is complete and amends the existing permit SWG-2007-1276 to include the new offshore borrow areas and the revised beach placement template developed. The permit was also amended to include a section of the entrance channel of Brazos Santiago Pass to be used as a borrow area for beneficial use projects that place material dredged from the channel along City and Cameron County's Isla Blanca Park beaches.

Dune Walkovers

There are 25 public beach access points in the City Limits, of which nine do not have an improved dune walkover. A dune walkover is an elevated structure designed to get pedestrians from Gulf Boulevard to the beach without walking through and possibly damaging dunes. To enhance access to the beach, the City of South Padre Island is proposing to construct 9 dune walkovers at an estimated cost of \$150,000 each for a total of \$1,350,000. They can be made of concrete or wood.



The image cannot be displayed. Your computer may not have enough memory to open the image, or the image may have been corrupted. Restart your computer, and then open the file again. If the red x still appears, you may have to delete the image and then insert it again.

Comprehensive Plan

5.A. Secure funding for beach nourishment. Ongoing funding for beach maintenance should be established as a line item in the City's Budget

5.B. Protect the dune system from erosion and artificial damage

CAPITAL IMPROVEMENT PLAN (CIP) 2017-2021
CITY OF SOUTH PADRE ISLAND

5.E. Create, preserve, and enhance access to the beach

Fiscal

INCOME AND COST ANALYSIS

FUNDING SOURCES

HOT Funding (Local Match)	\$ 450,000
CEPRA Cycle 9	\$1,250,000
TOTAL FUNDS	\$ 1,700,000

ESTIMATED COSTS

Dredging and Beneficial Placement	\$ 500,000
Off Shore Source	\$ 16,000,000
Walkover Construction	\$ 320,000
TOTAL COSTS	\$ 16,820,000

OPERATIONAL IMPACTS

Personnel	\$ 0
Supplies & Materials	\$ 0
Repairs and Maintenance	\$ 10,000 (walkover maintenance annually)
Capital and Other	\$ 0
TOTAL IMPACTS	\$ 10,000

CAPITAL IMPROVEMENT PLAN (CIP) 2017-2021
CITY OF SOUTH PADRE ISLAND

Financial Plan

Prior Years	FY 13/14	FY 14/15	FY 15/16	FY 16/17	FY 17/18	Future Years	TOTAL

Project Leader

Brandon Hill, Shoreline Director
 City of South Padre Island
 4601 Padre Blvd.
 South Padre Island, Tx 78597
 (956) 761-8166

Project Description

A well thought out and maintained park system can enhance the quality of life for permanent residents as well as tourists visiting South Padre Island. This same park system can also encourage healthy lifestyles and improve the overall health and well-being of users. A Master Park Plan was developed by the City of South Padre Island in April 2006 and again in November of 2013 and many of the established goals in the Plan revolve around providing recreational opportunities in the form of indoor and outdoor recreational facilities.

“Tompkins” Park-Phase 2

Project DESCRIPTION

In December of 2002, the City Council purchased a 1.97 acre tract of land located at 6100 Padre Boulevard. The City Council put that property up for sale in 2010. They rescinded that action and took the property off the market in September 2011 and decided to set it aside as a potential future park. The City obtained a grant from Texas Parks and Wildlife and is breaking the project down into two phases. Phase one includes a restroom facility, a pump house, basketball court, two playgrounds, parking lot and miscellaneous fencing and site improvements at a cost of \$703,433. Phase two will include a walking/jogging track and exercise stations, benches, landscaping and irrigation, additional play equipment, picnic tables, a Bocce Ball Court, sail shade structures, soccer goals and a skate park.

Comprehensive Plan

5.57 Develop a community center with indoor and outdoor facilities, which could facilitate recreation.

CAPITAL IMPROVEMENT PLAN (CIP) 2017-2021
CITY OF SOUTH PADRE ISLAND

5.59 Continue to maintain and upgrade existing parks.

Fiscal

INCOME AND COST ANALYSIS	
Phase One	
FUNDING SOURCES	
TPWD Grant	\$400,000
Local Match	\$303,433
TOTAL FUNDS	\$703,433
ESTIMATED COSTS	
Construction	\$703,433
TOTAL COSTS	\$703,433
Phase Two	\$753,583
OPERATIONAL IMPACTS	
Personnel	\$ 50,000
Supplies & Materials	\$ 10,000
Repairs and Maintenance	\$ 2,000
Capital and Other	\$ 0
TOTAL IMPACTS	\$ 62,000

Financial Plan

Prior Years	FY 13/14	FY 14/15	FY 15/16	FY 16/17	FY 17/18	Future Years	TOTAL
				\$703,433		\$753,583	\$1,457,016

CAPITAL IMPROVEMENT PLAN (CIP) 2017-2021
CITY OF SOUTH PADRE ISLAND

Schedule

PHASE	TOTAL TIME	START	COMPLETION
Design	6 months		
Bidding	2 months	July 2015	September 2015
Construction	6 months	September 2015	May 2016

Project Leader

Ann Payne, Parks and Recreation Manager
 City of South Padre Island
 4601 Padre Blvd, South Padre Island, TX 78597
 Voice: 956-761-8168
 Fax: 956-761-3898

WATER TOWER PARK REPAIRS

The concrete parking area at Water Tower Park is in disrepair and in need of replacement. It is recommended that 6" of reinforced concrete slab be used to replace the existing broken concrete parking area.

Fiscal

INCOME AND COST ANALYSIS	
FUNDING SOURCES	
Local Funds	\$ 13,342.45
TOTAL FUNDS	\$ 13,342.45
ESTIMATED COSTS	
Replace Concrete Parking Area	\$ 13,342.45
TOTAL COSTS	\$ 13,342.45

CAPITAL IMPROVEMENT PLAN (CIP) 2017-2021
CITY OF SOUTH PADRE ISLAND

OPERATIONAL IMPACTS	
Personnel	\$ 0
Supplies & Materials	\$ 0
Repairs and Maintenance	\$ 1,000 annually
Capital and Other	\$ 0
TOTAL IMPACTS	\$ 1,000

Financial Plan

Prior Years	FY 13/14	FY 14/15	FY 15/16	FY 16/17	FY 17/18	Future Years	TOTAL
					\$13,342.45		\$13,342.45

Schedule

PHASE	TOTAL TIME	START	COMPLETION

CAPITAL IMPROVEMENT PLAN (CIP) 2017-2021
CITY OF SOUTH PADRE ISLAND

Project Leader

Ann Payne, Parks and Recreation Manager

City of South Padre Island

4601 Padre Blvd, South Padre Island, TX 78597

Voice: 956-761-8168

Fax: 956-761-3898

RIP RAP STREET ENDS

Project Description

For those streets that end at the Laguna Madre Bay that have no provisions for boat ramps, protecting the banks from erosion with properly placed and sized riprap is necessary. Eight street ends have been identified as needing erosion control and protection. Those are Dolphin, Huisache, Oleander, Gardenia, Hibiscus, Saturn, Aries and Verna Jean.



The image cannot be displayed. Your computer may not have enough memory to open the image, or the image may have been corrupted. Restart your computer, and then open the file again. If the red x still appears, you may have to delete the image and then insert it again.

Comprehensive Plan

5.J. Continue maintaining and beautifying street ends

5.K. Protect public access

Fiscal

INCOME AND COST ANALYSIS

CAPITAL IMPROVEMENT PLAN (CIP) 2017-2021
CITY OF SOUTH PADRE ISLAND

FUNDING SOURCES	
Local Funds (SLTF)	\$ 10,000
TOTAL FUNDS	\$ 10,000
ESTIMATED COSTS	
RIPRAP Street Endings	\$ 10,000
TOTAL COSTS	\$ 10,000
OPERATIONAL IMPACTS	
Personnel	\$ 0
Supplies & Materials	\$ 0
Repairs and Maintenance	\$ 1,000 annually
Capital and Other	\$ 0
TOTAL IMPACTS	\$ 1,000

Financial Plan

Prior Years	FY 13/14	FY 14/15	FY 15/16	FY 16/17	FY 17/18	Future Years	TOTAL

CAPITAL IMPROVEMENT PLAN (CIP) 2017-2021
CITY OF SOUTH PADRE ISLAND

Schedule

PHASE	TOTAL TIME	START	COMPLETION

Project Leader

Brandon Hill, Shoreline Director
 City of South Padre Island
 4601 Padre Blvd, South Padre Island, TX 78597
 Voice: 956-761-8166
 Fax: 956-761-3898

LA
Project Description

Maintaining and preserving access to the Laguna Madre Bay is vital to South Padre Island for many reasons. Presently, bay access is available but limited. Kite boarders, kayakers and other personal watercraft users have a few areas where they can launch their craft but additional access points are needed. As South Padre Island grows north, making access available will become a priority for the City. Acquiring land by purchase and/or donation near the new causeway will ensure access to the bay in the future.

COMPREHENSIVE PLAN

- 5.F Protect the Laguna Madre as a valuable resource
- 5G. Recognize and support the multiple functions of the Bay
- 5.K Protect public access
- 5.25 c. Explore the possibility of a multi-purpose recreational area on the northern end of Town oriented toward non-motorized light craft (kite boards, wind surfing, kayaks, etc...) possibly in conjunction with Cameron County.

Fiscal

INCOME AND COST ANALYSIS

CAPITAL IMPROVEMENT PLAN (CIP) 2017-2021
CITY OF SOUTH PADRE ISLAND

FUNDING SOURCES	
	\$ 0
TOTAL FUNDS	
	\$ 0
ESTIMATED COSTS	
Land Acquisition	\$ 250,000
Parking Lot Construction	\$ 100,000
TOTAL COSTS	\$ 350,000
OPERATIONAL IMPACTS	
Personnel	\$ 0
Supplies & Materials	\$ 0
Repairs and Maintenance	\$ 5,000
Capital and Other	\$ 0
TOTAL IMPACTS	\$ 0

Financial Plan

Prior Years	FY 13/14	FY 14/15	FY 15/16	FY 16/17	FY 17/18	Future	TOTAL
-------------	----------	----------	----------	----------	----------	--------	-------

CAPITAL IMPROVEMENT PLAN (CIP) 2017-2021
CITY OF SOUTH PADRE ISLAND

Years

Schedule

PHASE	TOTAL TIME	START	COMPLETION

Project Leader

<p>Brandon Hill, Shoreline Director</p> <p>City of South Padre Island</p> <p>4601 Padre Blvd, South Padre Island, TX 78597</p> <p>Voice: 956-761-8166</p> <p>Fax: 956-761-3898</p>
--

Coastal Management Program

This program is intended to improve beach access. The City will purchase one or more vacant lots on the east side of Padre Boulevard and improve the lot(s) to create parking opportunities for those visiting the beach.

Fiscal

INCOME AND COST ANALYSIS	
FUNDING SOURCES	
CMP	\$ 400,000

CAPITAL IMPROVEMENT PLAN (CIP) 2017-2021
CITY OF SOUTH PADRE ISLAND

Local Funds (SLTF)	\$ 100,000
TOTAL FUNDS	\$ 500,000
ESTIMATED COSTS	
Land acquisition	\$ 450,000
Improvements	\$ 50,000
TOTAL COSTS	\$ 500,000
OPERATIONAL IMPACTS	
Personnel	\$ 0
Supplies & Materials	\$ 0
Repairs and Maintenance	\$ 1,000 annually
Capital and Other	\$ 0
TOTAL IMPACTS	\$ 1,000

Financial Plan

Prior Years	FY 15/16	FY 16/17	FY 17/18	FY 18/19	FY 19/20	Future Years	TOTAL
	\$500,000						

CAPITAL IMPROVEMENT PLAN (CIP) 2017-2021
CITY OF SOUTH PADRE ISLAND

Schedule

PHASE	TOTAL TIME	START	COMPLETION
Land Acquisition	6 months		
Improvements	2 months		

Project Leader

Brandon Hill, Shoreline Director City of South Padre Island 4601 Padre Blvd. South Padre Island, Tx 78597 (956) 761-8166
--

RE
In 2

Act funds. These funds are being distributed to the states affected by the Deep Horizon/BP Oil Spill. Of the three grant applications, one has been chosen to move along in the process of the Public Comment period, the Laguna Madre Boat Ramp. This project will encompass the purchase of 5 vacant lots, the construction of a boat ramp, bulkhead, fish-cleaning stations, dock renovation/replacement and the paving of a parking area to accommodate 31 truck/boat trailers.

Fiscal

INCOME AND COST ANALYSIS	
FUNDING SOURCES	
RESTORE	\$ 1,869,290
Local Funds	\$ 506,733
Local Match	\$ 26,898
TOTAL FUNDS	\$ 2,402,921
ESTIMATED COSTS	
Land acquisition	\$ 1,143,561

CAPITAL IMPROVEMENT PLAN (CIP) 2017-2021
CITY OF SOUTH PADRE ISLAND

Improvements	\$ 1,085,435.85
Pre-Construction	\$ 173,924.15
TOTAL COSTS	\$ 2,402,921
OPERATIONAL IMPACTS	
Personnel	\$ 0
Supplies & Materials	\$ 5,000
Repairs and Maintenance	\$ 10,000 annually
Capital and Other	\$ 0
TOTAL IMPACTS	\$ 15,000

Financial Plan

Prior Years	FY 15/16	FY 16/17	FY 17/18	FY 18/19	FY 19/20	Future Years	TOTAL
						\$2,402,921	\$2,402,921

Schedule

PHASE	TOTAL TIME	START	COMPLETION
Land Acquisition	6 months		
Improvements	12 months		

CAPITAL IMPROVEMENT PLAN (CIP) 2017-2021
CITY OF SOUTH PADRE ISLAND

the dune system and installing native dune plants;

3. Restore the natural functions and values of the damaged dune areas for dependent flora and fauna and promote endangered sea turtle nesting;

4. Enhance the resiliency of the dune system as the primary storm damage reduction feature along the city's Gulf of Mexico shoreline; and

5. Install elevated public dune walkovers to replace pedestrian pathways at each of the eight beach access points that still use pedestrian trails to access the beach.

The following are the eight unimproved beach access points to be improved:

Sapphire Beach Access	\$87,890
Daydream Beach Access	\$129,523
Treasure Island Beach Access	\$140,175
Riviera Circle Beach Access	\$162,474
Blue Water Beach Access	\$125,674
White Cap Beach Access	\$190,580
Sea Island Beach Access	\$167,778
Gulf Circle Beach Access	\$158,978

Fiscal

INCOME AND COST ANALYSIS

FUNDING SOURCES

NOAA	\$ 843,316.85
Local Funds (match)	\$ 423,158.42
Local Funds (Parking areas)	\$ 248,256
TOTAL FUNDS	\$1,514,731.27

CAPITAL IMPROVEMENT PLAN (CIP) 2017-2021
CITY OF SOUTH PADRE ISLAND

ESTIMATED COSTS	
Walkover Construction	\$ 1,266,475.27
Parking Areas	\$ 248,256
TOTAL COSTS	\$ 1,514,731.27
OPERATIONAL IMPACTS	
Personnel	\$ 0
Supplies & Materials	\$ 0
Repairs and Maintenance	\$ 8,000 annually
Capital and Other	\$ 0
TOTAL IMPACTS	\$ 1,000

Financial Plan

Prior Years	FY 15/16	FY 16/17	FY 17/18	FY 18/19	FY 19/20	Future Years	TOTAL
\$							

Schedule

PHASE	TOTAL TIME	START	COMPLETION
-------	------------	-------	------------

CAPITAL IMPROVEMENT PLAN (CIP) 2017-2021
CITY OF SOUTH PADRE ISLAND

Site Surveys, Design, Bidding	6 months	10/1/2015	3/31/2016
Mobilization Phase 1	15 days	4/1/2016	4/15/2016
Construction-Phase 1 – 4 sites	6 months	4/15/2016	9/30/2016
Mobilization Phase 2	15 days	10/1/2016	10/15/2016
Construction Phase 2 – 4 sites	6 months	11/1/2016	4/1/2017
Project Closeout	45 days	4/15/2017	5/31/2017

Project Leader

Brandon Hill, Shoreline Director
 City of South Padre Island
 4601 Padre Blvd.
 South Padre Island, Tx 78597
 (956) 761-8166

COMPLETED PROJECTS

“Tompkins” Park

Project DESCRIPTION

In December of 2002, the City Council purchased a 1.97 acre tract of land located at 6100 Padre Boulevard. The City Council put that property up for sale in 2010. They rescinded that action and took the property off the market in September 2011 and decided to set it aside as a potential future park. The City obtained a grant from Texas Parks and Wildlife and broke the project down into two phases. Phase one includes a restroom facility, a pump house, basketball court, two playgrounds, parking lot and miscellaneous fencing and site improvements at a cost of \$703,433. Phase 2 will be constructed as the budget permits.

CAPITAL IMPROVEMENT PLAN (CIP) 2017-2021

CITY OF SOUTH PADRE ISLAND

FIRE STATION



The image cannot be displayed. Your computer may not have enough memory to open the image, or the image may have been corrupted. Restart your computer, and then open the file again. If the red x still appears, you may have to delete the image and then insert it again.

Project Description

The City employs 18 firefighters, 6 EMS personnel, one administrative position, one Assistant Fire Chief and one Fire Chief. Current fleet for the Department includes one engine truck, one ladder truck, one quick attack, one first responder pick-up truck, two staff cars, one JEEP, one ATV, and one Jet Ski.

As a coastal barrier island, the location of the City's fire station/EOC presents several design challenges including hurricane force winds and flooding. To tackle these issues, the structure will be designed to withstand 135 MPH wind loads and the site must be elevated to FEMA regulations above sea level. The essential components of a new fire station include:

- 4 drive-through apparatus bays with the capacity to store two units per bay
- A storage room to accommodate 30 sets of gear (separate from the bay area to avoid contamination)
- Decontamination room (EMS) for cleaning equipment
- Compressor Room for SCBA storage
- Two laundry rooms (one must have a protective gear extractor)
- EMS storage room with double locking system
- Small shop and repair room with adequate storage space for lawn equipment
- Kitchen with commercial grade appliances
- Dining room to accommodate 12
- Dayroom and sleeping area to accommodate 10
- Adequate toilet/showers for 10 with appropriate locker room space
- Janitors closet with utility sink (one in bay area and one for inside space)
- Training room/community education room – convertible to emergency operations center
- Administrative Space
 - Reception area and visitors lobby
 - Public restroom

CAPITAL IMPROVEMENT PLAN (CIP) 2017-2021
CITY OF SOUTH PADRE ISLAND

- Chief's office
- Assistant Chief's office
- Staff work areas
- EMS office
- File room/storage area

The fire station/EOC site was selected to provide adequate street access for the fire apparatus as well as its close proximity to the existing City Hall. This site was selected as a result of an in depth study of multiple site possibilities. Coastal climate and potential for flooding required that the building be elevated above flood level with the exception of the Apparatus Bays. The main portion of the facility will be elevated 8 to 12 feet above sea level. The exterior will be designed to match the coastal aesthetics of the area as well as complement the existing architecture of the City Hall. The useful life of the fire station is estimated to be a minimum of 40 years with approximately 18,000 square feet.

Comprehensive Plan

6.J. Continue to support the needs of the Public Works, Police, and Fire Departments to ensure adequate protection of the population.

6.18 Identify and acquire sites for new fire stations to the north and south, concurrent with future development.

Sustainability

The City of South Padre Island will be striving to be compliant with LEED requirements for sustainability. Major areas of focus for LEED requirements include:

- Sustainable sites
- Water efficiency
- Energy and atmosphere
- Materials and resources
- Indoor environmental quality
- Innovation and design process

Fiscal

INCOME AND COST ANALYSIS

FUNDING SOURCES

Debt Issuance	\$3,800,000
---------------	-------------

CAPITAL IMPROVEMENT PLAN (CIP) 2017-2021
CITY OF SOUTH PADRE ISLAND

TDRA (GLO) Grant Funds	\$1,095,436
TOTAL FUNDS	\$ 4,895,436
ESTIMATED COSTS	
Design	\$ 73,278
Construction	\$ 4,822,158
TOTAL COSTS	\$ 4,895,436

OPERATIONAL IMPACTS	
Personnel	\$ 0
Supplies & Materials	\$ 49,000
Repairs and Maintenance	\$ (12,000) savings annually from energy efficiency
Capital and Other	\$ 0

CAPITAL IMPROVEMENT PLAN (CIP) 2017-2021
CITY OF SOUTH PADRE ISLAND

TOTAL IMPACTS	\$ 37,000
---------------	-----------

Financial Plan

Prior Years	FY 12/13	FY 13/14	FY 14/15	FY 15/16	FY 16/17	Future Years	TOTAL
							\$4,895,436
\$4,895,436							\$4,895,436

Schedule

PHASE	TOTAL TIME	START	COMPLETION
Design	6 months	10/1/2009	6/1/2010
Bid	3 months	6/1/2010	9/1/2010
Construction	12 months	07/20/2011	08/30/2012
Estimated Completion Date	8/30/2012		

Project Leader

Burney Basket Fire Chief City of South Padre Island Fire Department
--

CAPITAL IMPROVEMENT PLAN (CIP) 2017-2021
CITY OF SOUTH PADRE ISLAND

Tompkins Channel Dredging

Project Description

On the western boundary of South Padre Island is the Laguna Madre Bay providing recreational opportunities as well as a passage for commercial vessels. Tompkins Channel is an essential feature of the bay providing a navigational waterway for both the east side of Port Isabel as well as the west side of South Padre Island. Tompkins Channel is located in the City's extraterritorial jurisdiction and runs parallel to the Causeway then turns north to Sunset Drive. In 1998, the City used economic development funds to have the channel dredged.

In July 2008, when Hurricane Dolly made landfall on the Island as a Category 2 storm causing extensive damage, Dolly also made certain areas of the channel impassable. HDR Shiner Mosely completed a bathymetric survey of the channel which demonstrated that approximately 11,000 cubic yards of sediment were displaced and need to be removed.

This channel is extremely important as it is not only used by fishing boats but by other ships to gain access to the Inter-Coastal Waterway and the Gulf of Mexico. Users of the channel who launch their boats in the Laguna Madre Bay are forced to maneuver through dangerously shallow water and this channel gets even more dangerous during twilight hours due to the lack of visibility.

Dredging Tompkins Channel would improve navigational access in this area and would stimulate the development of a marina together with a hotel and convention complex in the entertainment district.

FUNDING SOURCES

FEMA (Dredging)	\$ 146,575
Dredging Local Funds (SLTF)	\$ 100,000

CAPITAL IMPROVEMENT PLAN (CIP) 2017-2021
CITY OF SOUTH PADRE ISLAND

TOTAL FUNDS	\$ 246,575
COSTS	
Dredging	\$246,575
TOTAL COSTS	\$246,575

BOAT RAMPS AT BAY ENDINGS

Project Description

Many of the East-West streets terminate on the west side at the Laguna Madre. Several of these have existing boat ramps that are used not only for launching boats but also other forms of personal watercraft such as jet-skis and kayaks. Recently Palm Street and Polaris Street boat ramps have been reconstructed.



The image cannot be displayed. Your computer may not have enough memory to open the image, or the image may have been corrupted. Restart your computer, and then open the file again. If the red x still appears, you may have to delete the image and then insert it again.

CAPITAL IMPROVEMENT PLAN (CIP) 2017-2021
CITY OF SOUTH PADRE ISLAND

Recently completed Polaris Street Boat Ramp

Financial Plan

Prior Years	FY 12/13	FY 13/14	FY 14/15	FY 15/16	FY 16/17	Future Years	TOTAL
\$40,000							
(Palm/Polaris)							

South PR 100 Street Lighting

As a safety enhancement, street lighting was installed by AEP at the request of the City. Six street lights were installed on South PR 100, immediately south of the Causeway intersection. Six 400 High-Pressure Sodium Vapor Lights on aluminum poles were installed for a cost of \$33,400.73. In addition, AEP requires the requestor to arrange for all underground conduits on the site so an additional \$24,800 was spent to accommodate the new lighting.

Coastal Management Program

Cycle 16 (2011)

Aquarius and Good Hope Beach Access Improvements

Project Cost \$245,000 (\$122,500 grant/\$122,500 local match)

Gay Dawn Beach Access Improvements

Project Cost \$165,000 (\$82,500 grant/\$82,500 local match)

Cycle 18 (2012)

Emergency Vehicle Beach Access Improvements

Project Cost \$300,000 (\$150,000 grant/\$150,000 local match)

Cycle 19 (applied for in 2013-to be constructed in 2015)

The Pearl Beach Access Improvements

CAPITAL IMPROVEMENT PLAN (CIP) 2017-2021
CITY OF SOUTH PADRE ISLAND

Project Cost \$300,000 (\$150,000 grant/\$150,000 local match)

Sea Side Beach Access Improvements

Project Cost \$300,000 (\$150,000 grant-partial funding available in the amount of \$44,000) /\$150,000 local match)

Cycle 20 (applied for in 2014-to be constructed in 2015)

Moonlight Beach Access Improvements

Project Cost \$190,000 (\$95,000 grant/\$95,000 local match)

Ocean Circle Beach Access Improvements

Project Cost \$300,000 (\$150,000 grant/\$150,000 local match)

CMP Totals:

Grant \$794,000

Local Match \$900,000

Streets

The following streets have been improved recently. Costs include construction, engineering and testing.

2009- \$292,730.39

Esperanza, Mezquite, Aries (valley gutter and driveways), Saturn and drainage improvements to Cora Lee

2011 – \$136,022.35

Repairs to Portions of Gulf & Laguna, East Aries and East Sunset

2012 - \$517,363.88

West Retama, repairs to East Amberjack, Lynda, East Carolyn, East Oleander, West Pike, West Lantana, East Pike and West Tarpon

2013 - \$578,922

Repairs to Gulf, Laguna, Morningside, Campeche, Acapulco and East Huisache

2014 - \$771,147.18

CAPITAL IMPROVEMENT PLAN (CIP) 2017-2021
CITY OF SOUTH PADRE ISLAND

Sunset Drive from Padre to Gulf, Gulf Blvd from Sunset to Morningside, Gulf Blvd from Cora Lee to Constellation and Gulf Blvd from Sunset to Cora Lee

Community Center (Old City Hall)

Project Description

The City Council determined that a Community Center would meet many needs of the public. It could be a gathering space for group games, Bridge and Mahjongg clubs; it could be a place to hold public meetings, and a place to house the local branch of the Port Isabel Public Library. The City Council dedicated funding to this project and design began. The Parks, Recreation and Beautification Committee began performing community surveys on what the facility should be used for, what it should look like and how and when it could be used. The 5,874 square foot facility was completed in March 2016 and is comprised of a small kitchen, a large open room for gatherings, restrooms, office and storage space and a "reading room" for library patrons.

Comprehensive Plan

5.57 Develop a community center with indoor and outdoor facilities, which could facilitate recreation.

Fiscal

INCOME AND COST ANALYSIS	
FUNDING SOURCES	
Unencumbered Reserves Amount	\$ 296,468
TOTAL FUNDS	\$ 296,468
ESTIMATED COSTS	
Design	\$ 0 (in-kind)
Construction	\$ 296,468

CAPITAL IMPROVEMENT PLAN (CIP) 2017-2021
CITY OF SOUTH PADRE ISLAND

TOTAL COSTS	\$ 296,468
-------------	------------

OPERATIONAL IMPACTS	
Personnel	\$ 20,000 (Maintenance and Cleaning)
Supplies & Materials	\$ 5,000
Repairs and Maintenance	\$29,000
TOTAL IMPACTS	\$126,100

Financial Plan

Prior Years	FY 12/13	FY 13/14	FY 14/15	FY 15/16	FY 16/17	Future Years	TOTAL
			\$	\$296,486			\$296,486

Schedule

PHASE	TOTAL TIME	START	COMPLETION
Land Acquisition	N/A		
Design	6 months		2012
Bid	2 months	2015	2015
Construction	6 months	2015	2016

CAPITAL IMPROVEMENT PLAN (CIP) 2017-2021
CITY OF SOUTH PADRE ISLAND

Project Leader

Armando Gutierrez, Jr., P.E.

Public Works Director

City of South Padre Island

4601 Padre Blvd

South Padre Island, Tx 78597

CONVENTION CENTRE IMPROVEMENTS

Project Description

The current South Padre Island Convention Centre's 45,000 square feet of meeting space include 22,500 square feet of exhibit hall space, an auditorium with a capacity of 250 (2,633 square feet) and 9,000 square feet of meeting rooms in various sizes and parking for 500 cars. This facility opened in 1992 and is located on the North end of South Padre Island which is inconvenient to area hotels and the entertainment district.

Land on which the current Convention Centre rests is owned by Cameron County. The lease that began in 1988 is for fifty (50) years and involves an annual lease payment based on a percentage of sales.

Exterior/Structural Improvements:

The City Council approved the expenditure of \$4,775,472 to improve the facility in 2014. The improvements include structural improvements along the perimeter exterior walls, removal of horizontal skylights due to excessive leaking, installation of concrete for the entrance area off of Padre Boulevard, installation of a lightning protection system, enhancement of parking lot lighting to include solar lights, re-painting of the entire exterior of the building with long-lasting elastomeric paint, and replacement of exterior doors.

CAPITAL IMPROVEMENT PLAN (CIP) 2017-2021

CITY OF SOUTH PADRE ISLAND



The image cannot be displayed. Your computer may not have enough memory to open the image, or the image may have been corrupted. Restart your computer, and then open the file again. If the red x still appears, you may have to delete the image and then insert it again.

West Side Mural



The image cannot be displayed. Your computer may not have enough memory to open the image, or the image may have been corrupted. Restart your computer, and then open the file again. If the red x still appears, you may have to delete the image and then insert it again.

East Side Mural

CAPITAL IMPROVEMENT PLAN (CIP) 2017-2021
CITY OF SOUTH PADRE ISLAND

Fiscal

INCOME AND COST ANALYSIS	
FUNDING SOURCES	
HOT Funding	\$2,937,724
Debt Issuance	\$ 0
TOTAL FUNDS	\$2,937,724
COSTS	
Land Acquisition	\$ 0
Design	\$500,000
Construction (Convention Centre)	\$2,937,724
TOTAL COSTS	\$3,437,724

OPERATIONAL IMPACTS	
Personnel	\$ 0
Supplies & Materials	\$ 0

CAPITAL IMPROVEMENT PLAN (CIP) 2017-2021
CITY OF SOUTH PADRE ISLAND

Repairs and Maintenance	\$	0
Capital and Other	\$	0
TOTAL IMPACTS	\$	0

Financial Plan

Prior Years	FY 12/13	FY 13/14	FY 14/15	FY 15/16	FY 16/17	Future Years	TOTAL

Schedule

PHASE	TOTAL TIME	START	COMPLETION
Design	11 months	February 1, 2013	December 31, 2013
Bid & Negotiation	1 month	January 1, 2014	February 1, 2014
Construction	8 months	December 15, 2014	August 1, 2015

Project Leader

<p>Darla A. Jones</p> <p>Assistant City Manager</p> <p>City of South Padre Island</p> <p>4601 Padre Blvd, South Padre Island, TX 78597</p> <p>Voice: 956-761-8107</p>

CAPITAL IMPROVEMENT PLAN (CIP) 2017-2021
CITY OF SOUTH PADRE ISLAND

Interior Improvements:

After the exterior improvements were completed, work began on the interior to complete the renovation. New chairs, tables and miscellaneous furniture were ordered and placed and the entire interior was painted to complement the exterior colors. New high-traffic heavy duty carpeting was installed that coordinates with the various other interior colors to form a cohesive, planned look. New room partitions were installed that are noise-attenuating will decrease the potential for noise conflicts between rooms. State-of-the-art LED room signage and lobby monitors will assist conference delegates make their way through the facility while using their mobile devices effortlessly on the upgraded wi-fi system. The kitchen area was upgraded with non-slip floor tiles to increase the safety and “user-friendliness” for caterers. Exterior premise identification is being planned at the entrance to the site that will feature a changeable digital message board welcoming our various events to the newly-remodeled facility.

Fiscal

INCOME AND COST ANALYSIS	
FUNDING SOURCES	
HOT Funding (Excess Reserves)	\$1,250,000
Debt Issuance	\$ 0
TOTAL FUNDS	\$ 1,250,000
ESTIMATED COSTS	
Land Acquisition	\$ 0

CAPITAL IMPROVEMENT PLAN (CIP) 2017-2021
CITY OF SOUTH PADRE ISLAND

Design	\$0
Interior Improvements Listed	\$1,250,000
TOTAL COSTS	\$1,250,000

OPERATIONAL IMPACTS	
Personnel	\$ 0
Supplies & Materials	\$ 0
Repairs and Maintenance	\$ 10,000
Capital and Other	\$ 0
TOTAL IMPACTS	\$ 0

Schedule

PHASE	TOTAL TIME	START	COMPLETION
Design	3 months	July 2015	September 2015

CAPITAL IMPROVEMENT PLAN (CIP) 2017-2021
CITY OF SOUTH PADRE ISLAND

Bid & Negotiation	1 month	September 2015	October 2015
Construction	6 months	October 2015	March 2016

Project Leader

Keith Arnold
 CVB Director
 City of South Padre Island
 7355 Padre Blvd, South Padre Island, TX 78597
 Voice: 956-761-8388

Gulf Boulevard

The City Council issued \$3 million in tax notes to complete the remaining 27 blocks of Gulf Boulevard to improve parking and promote beach access. Improvements included paving two side streets (Oleander and Hibiscus) to include curb and gutter and a sidewalk. Improvements to Gulf included paved parallel parking spaces on the west side, crosswalks at every intersection made of brick pavers, new asphalt, improved drainage and landscaping. The total spent on this project was \$2,252,032.90.

CAPITAL IMPROVEMENT PLAN (CIP) 2017-2021
CITY OF SOUTH PADRE ISLAND

Capital Improvement Plan (CIP) SUBMITTAL form

Project Name: _____

Department: _____

The project has been submitted with all information including description, itemized costs, discussion of funding options, and timeline.

Comments:

The project will improve the public health and safety of the community.

Comments:

CAPITAL IMPROVEMENT PLAN (CIP) 2017-2021
CITY OF SOUTH PADRE ISLAND

Project enhances and promotes tourism including beach re-nourishment projects and the economic support of the convention and hotel industry.

Comments:

The project will promote recreational or aesthetic improvements within the community.

Comments:

The project has funding sources identified by the City. Grants and funding partnerships will be rated highest, followed by operating revenue and fund balance. Debt will be considered last.

Comments:

The project will promote desirable economic development within the City.

Comments:

The project aligns with the strategic priorities identified by the City Council and with the City's strategic planning documents.

Comments: