

Animal Control Stats	September 2014	August 2014	September 2013
Alligator Concern	0	1	0
Animal Bite/Scratch	0	0	1
Animal Cruelty Concern	1	4	0
Animal Removed from Vehicle, Garage or Other Property	22	11	4
Animals Released to Wild	19	9	6
Animals Released to Friends of the Animal	24	31	25
Barking Dog Complaint	1	3	0
Beached/Dead Animal (Signal 0)	20	25	13
Bees	5	0	0
Cat or Dog Returned to Owner	1	8	13
Cat on Causeway	2	0	0
Check for Rabies Vaccination Certificate	0	0	3
Clean Up After Pets (Sec. 3-30)	16	4	3
Clean Up After Pets Complaint	0	5	2
Impoundment/Returned animal to prisoner	0	2	0
Injured Animal (s)	5	4	5
Loose Canine or Cats (s)	13	8	27
Lost Canine or Cat Reported	3	0	2
Lost Canines or Cats	0	12	2
Monitor Trap Set by Code	34	33	5
Owners to Vaccinate	0	1	2
Patrol for Owners Not Cleaning Up After Pets	81	80	64
Raccoon in Dumpster/Trap	1	10	0
Scan Animal for Microchip	4	1	1
Service Animal Information/Inquiry	10	5	5
Snake Concern	0	0	1
Training for Animal Control Equipment/Animal Handling	1	2	2
Traps Issued or Returned	8	5	4
Trap Maintenance	5	5	1
Traps Set Up by Code Enforcement	30	29	9
Welfare Concern	0	5	2
Wildlife Investigation	0	0	1
<hr/>			
Follow up on Animal Bite/Scratch	0	0	1
Follow up on Animal Cruelty	0	2	0
Follow up on Barking Dogs	1	2	0
Follow up on Barking Dog Complaint	0	2	0
Follow up on Bees	2	0	0
Follow up on Cleaning up after Pets	10	10	12
Follow Up on Dead Animal	0	2	0
Follow Up on Injured Animal	1	4	2
Follow up on Loose Dog or Cat	6	1	3
Follow up on Loose Dog(s) or Cat(s) Complaint	3	1	1
Follow up on Lost Pet	2	10	0
Follow up on Owners to Vaccinate Pet(s)	0	0	9
Follow up on Welfare Concern	0	4	5
GRAND TOTAL	331	340	236



Facts About Dogs:

1. Unlike your two functioning eyelids, your dog has three. The third eyelid, called the nictitating membrane, or "haw," is used to moisturize and protect their eyes.

2. A dog's nose print is very unique and can be used to identify him much like a human fingerprint identifies us.



3. Your dog can exert up to two hundred pounds of pressure per square inch with its mouth. Certain breeds, however, can actually exert up to four hundred and fifty pounds per square inch.

4. Rumor has it the phrase "raining cats and dogs" began in 17th century England, when heavy rains swept [pets](#) down the streets.



ENVIRONMENTAL HEALTH SERVICES DEPARTMENT

HEALTH STATS
SEPTEMBER 2014



PERMIT #	ESTABLISHMENT	ADDRESS	PERMIT FEE	Re-Inspection/Score
6242	Captain Donut	2500 Padre Blvd.	Field Investigation	97
6244	McDonald's	908 Padre Blvd.	Field Investigation	100
6282	Gabriella's	2305 Laguna Blvd	\$0.00	Temporary
6283	Harpoons Surf Bar and Grill	2305 Laguna Blvd	\$0.00	Temporary
6284	PadreRita Grill	2305 Laguna Blvd	\$0.00	Temporary
6285	Palm Street Pier	2305 Laguna Blvd	\$0.00	Temporary
6286	Redbud Roasters	2305 Laguna Blvd	\$0.00	Temporary
6287	Sea 4 Ever	100 Padre Blvd.	\$100.00	96
6288	Seaside Grill	100 Padre Blvd.	\$100.00	100
6289	Lily's Bar	100 Padre Blvd.	\$100.00	92
6290	Palapa Bar	100 Padre Blvd.	\$100.00	97
6291	Blue's Bar	100 Padre Blvd.	\$100.00	100
6292	Lob Lolly Bar & Grill	100 Padre Blvd.	\$100.00	89
6293	Kohnami Restaurant	410 Padre Blvd.	\$100.00	93
6294	Windwater Hotel & Resort	5701 Padre Blvd	\$100.00	94
6295	Namar Event Center	8505 Padre Blvd.	\$100.00	100
6296	La Jaiba	2001 Padre Blvd.	\$100.00	89
6297	Boomerang Billy's	2612 Gulf Blvd.	\$100.00	94
6242	Captain Donut	2500 Padre Blvd.	\$0.00	Compliance
6287	Sea 4 Ever	100 Padre Blvd.	\$0.00	Compliance
6289	Lily's Bar	100 Padre Blvd.	\$0.00	Compliance
6290	Palapa Bar	100 Padre Blvd.	\$0.00	Compliance
6292	Lob Lolly Bar & Grill	100 Padre Blvd.	\$0.00	Compliance
6293	Kohnami Restaurant	410 Padre Blvd.	\$0.00	Compliance
6294	Windwater Hotel & Resort	5701 Padre Blvd	\$0.00	Compliance
6296	La Jaiba	2001 Padre Blvd.	\$0.00	Compliance
6297	Boomerang Billy's	2612 Gulf Blvd.	\$0.00	Compliance
	Total Compliance	9	\$0.00	
	Field Investigations	2	\$0.00	
	Total Temporary Inspections	5	\$0.00	
	Total Establishment Permits (annual)	11	\$1,100.00	
	Total Health Inspections	27	\$1,110.00	



Food Safety Tips and Information You Should Know About!

Did you know?

...that each year roughly 1 out of 6 Americans (or 48 million people) gets sick, 128,000 are hospitalized, and 3,000 die from foodborne diseases.

Did you know?

...that reducing foodborne illness by just 1% would keep about 500,000 Americans from getting sick each year; reducing foodborne illness by 10% would keep about 5 million from getting sick.

Did you know?

...that leftovers should be stored in airtight shallow containers (two inches or less) for rapid cooling and to prevent the build up of bacteria. The time it takes for food in a large container to cool can be long enough for bacteria to grow. Never allow leftovers to cool to room temperature before refrigerating them.

<http://homefoodsafety.org/food-poisoning/food-safety-facts>

Code Enforcement Stats	September 2014	August 2014	September 2013
Beach Patrol Section C TIME'S X HOURS/ MIN.	19 x 16.25 hrs.	48 x 49 hrs.	9 x 11.45 hrs.
BFI Bundle/Brush Locations (Sec. 9-17)	20	31	21
Commercial Act on ROW (Sec. 13-18)	0	0	3
Concern citizens/Ordinance Info. (Code 5)	202	198	276
Containers Required Sanitation (Sec. 9-13D)	9	1	0
Damaged Dumpster (Sec. 9-13B)	2	3	1
Debris/Misc. on Roadway Removed	18	15	27
Effluent Discharge (Sec. 10-1)	3	12	4
Enclosures Proper/Screened (Sec. 9-13(B)(5))	2	7	1
Glass on Beach (Sec. 12-7)	7	8	0
Graffiti (Sec. 12-21)	4	1	2
Hotel Room Inspection (Sec. 341.066)	3	0	0
Littering Prohibited (Sec. 9-3)	8	6	1
Lost Child/Adult on the Beach	0	5	0
Maintenance of Signs (Sec.15-11 B,C) (15-2)	3	0	0
Monitor Noises - Loud, Disturbing, etc. Prohibited (Code 11 Sec. 12-2)	0	39	0
Monitor Overfilled Dumpster	1	26	0
Noises - Loud, Disturbing, etc. Prohibited (Sec. 12-2)	0	5	0
Open Fire on Public Beach (Sec. 8-7)	0	1	0
Outdoor Displays (Sec. 13-15)	1	0	3
Overfilled Dumpster	0	12	0
Overgrown weeds on commercial property(Sec.4-56)	10	8	93
Owners to maintain clean premises (Sec.9-12)	19	19	7
Patrol by (Code 11)	1	12	0
Permit for Sign/Banner (Sec. 15-3)	0	0	29
Permit for Temporary Parking Entertainment	0	0	1
Premises Identification (4-64)	0	0	10
Prohibited Banner/Sign (Sec. 15-5)	2	0	2
Prohibition of Shade Devices & Chairs on the Public Beach (13-24)	6	0	10
Recreational Vehicles/Mobile Equip. (Sec. 20-11C)	1	0	1
Sign Standards (Sec. 15-17)	0	0	1
Slow Speed/Minimum Wake Required of all Watercrafts (Sec. 12-15)	1	0	0
Stagnant Water (Sec. 9-4)	21	0	4
Survey on Natural Habitat	56	61	12
Vehicle on the Beach (Sec. 18-4)	1	0	0
Weedy Lots (Sec. 9-6)	293	69	91
Weedy Lot Letters	237	56	108
Follow ups:			
Follow up on Banners/Signs/Required Signs (Ch. 15)	1	2	98
Follow up on Brush and Debris (Sec. 9-12.1)	16	27	2
Follow up on Damage Dumpster (Sec 9-13B)	3	4	0
Follow up on Dumpsters Required (Sec. 9-13)	7	2	0
Follow up on Effluent Discharge/Stagnant (Sec. 10-1)	2	6	2
Follow up on Enclosures	0	6	1
Follow up on Hotel Rooms	1	0	0
Follow up on Littering (Sec 9-3)	0	5	2
Follow up on Noise (Sec. 12-2)	0	51	0
Follow up on Overfilled Dumpsters	0	4	0
Follow up on Property Cleanup (Sec. 9-12)	11	8	4
Follow up on Shade Device Ordinances	0	12	0
Follow up on Stagnant Water (Sec. 10-1)	3	5	6
Follow up on Water Leak	1	2	1
Follow up on Window Signs {15-2(72)}	0	1	0
Follow up on Weedy Lot/Business with Weedy Lot (Sec. 9-6 & Sec. 4-56)	219	116	138
Total for Follow-Ups	264	251	254
Calls for Service	1196	937	963
NOTICE OF COMPLY ISSUED	31	40	15
WARNINGS ISSUED	5	5	10
CITATIONS ISSUED	3	4	2



Recycling Stats September 2014

What is better for our environment:

- A) Recycling
- B) Reusing materials
- C) Reducing the consumption of material that will end up in landfills or our waterways
- D) Selling off everything you own and living off the land like the pioneers of the Old West

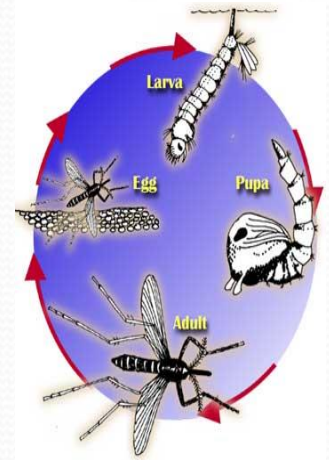
Okay, option D is far fetched, but you can never go wrong with the **THREE R's!** We have been promoting recycling and have had a response so great, that our 16 bins are filled to capacity every week! Let's not forget that reusing materials and reducing our consumption will stretch our efforts even further!

# Represents Pounds Recycled of each product	September 2014	August 2014
Cardboard	1791	1591
Plastic	891	1303
Paper	1080	1488
Tin	39	45
Aluminum	93	142
Totals :	3894	4569



Mosquito Management Stats

September 2014



# Represents Amount of Times Performed	September 2014	August 2014	September 2013
Altosid/BTI (larviciding)	199	22	55
Adulticide Spraying hrs	36	5	19
Scheduled for Adulticide	60	60	62
Landing Rate Counts	4	3	11
Mosquito concerns	8	0	2
Training for Spraying	0	2	0
Work done in chemical room	8	5	1
Totals :	311	97	150

Mosquito Fast Facts

1. In the interest of science, Arctic researchers uncovered their chests, arms, and legs and reported as many as 9000 mosquito bites per person, per minute. At this rate, and unprotected human would lose one half of his blood supply in approximately 2 hours.
2. Some people are more attractive to mosquitoes than others. It is not clear why, but probably has something to do with the 300 odd chemicals produced by the skin.
3. A mosquito can smell the carbon dioxide you exhale from about 60 to 75 feet away.
4. Most mosquitoes do not fly very far from their larval habitat, but the salt marsh mosquito migrates 75 to 100 miles over the course of its life.

http://www.fightthebitecolorado.com/top_ten_facts.pdf