



## Tip of the Month:

Heat [stroke](#) is an emergency and requires immediate treatment. Because [dogs](#) do not sweat (except to a minor degree through their foot pads), they do not tolerate high environmental temperatures as well as humans do. Dogs depend upon panting to exchange warm air for cool air. But when air temperature is close to body temperature, cooling by panting is not an efficient process.

•Common situations that can set the stage for heat stroke in dogs include:

- Being left in a car in hot weather
- Exercising strenuously in hot, humid weather
- Being a brachycephalic breed, especially a Bulldog, Pug, or Pekingese
- Suffering from a heart or lung disease that interferes with efficient breathing
- Suffering from a high fever or [seizures](#)
- Being confined on concrete or asphalt surfaces
- Being confined without shade and fresh water in hot weather (pets.webmd.com)



Animal Control Stats	May 2014	April 2014	May 2013
Animal Bite/Scratch	1	1	2
Animal Cruelty Concern	1	4	1
Animals Placed in Quarantine	1	1	2
Animal Removed from Vehicle, Garage or Other Property	11	3	11
Animals Released to Wild	7	17	11
Animals Released to Friends of the Animal/Sealife Center	20	20	30
Barking Dog Complaint	1	3	0
Barking Dog Violation	1	1	0
Beached/Dead Animal (Signal 0)	24	1	6
Bees	0	1	0
Cat on Causeway	0	2	0
Cat or Dog Returned to Owner	5	1	6
Clean Up After Pets (Sec. 3-30)	5	8	1
Clean Up After Pets Complaint	2	5	0
Impoundment/Returned animal to prisoner	0	1	0
Injured Animal (s)	3	6	6
Loose Canine or Cats (s)	12	9	16
Lost Canines or Cats	0	4	7
Coyote Concern	1	0	0
Monitor Trap Set by Code	23	8	0
Monitor for Dead Ducks	1	0	0
Owners to Vaccinate	2	1	0
Patrol for Owners Not Cleaning Up After Pets	131	91	144
Raccoon in Dumpster/Trap	1	1	0
Scan Animal for Microchip	1	2	3
Service Animal Information/Inquiry	0	5	0
Snake Concern	5	0	1
Training for Animal Control Equipment/Animal Handling	4	11	0
Traps Issued or Returned	3	2	7
Trap Maintenance	4	2	0
Traps Set Up by Code Enforcement	34	6	5
Unlawful Restraint of a Dog	2	0	0
Welfare Concern	1	5	1
Wildlife Nuisance/Identify Pest	1	0	0
Follow up on Animal Bite/Scratch	3	6	1
Follow up on Animal Cruelty	1	0	10
Follow up on Barking Dogs	0	1	1
Follow up on Barking Dog Complaint	0	1	0
Follow up on Bees	0	0	0
Follow up on Cleaning up after Pets	0	2	1
Follow Up on Dead Animal	0	1	0
Follow Up on Injured Animal	1	0	0
Follow up on Loose Dog or Cat	3	1	5
Follow up on Loose Dog(s) or Cat(s) Complaint	0	1	5
Follow up on Lost Pet	0	2	6
Follow up on Owners to Vaccinate Pet(s)	1	0	2
Follow up on Quarantine Case	4	2	4
Follow up on Unlawful Restraint of a Dog	2	1	0
Follow up on Welfare Concern	0	4	0

# Recycling Stats May 2014

What is better for our environment:

- A) Recycling
- B) Reusing materials
- C) Reducing the consumption of material that will end up in landfills or our waterways
- D) Selling off everything you own and living off the land like the pioneers of the Old West

Okay, option D is far fetched, but you can never go wrong with the **THREE R's!** We have been promoting recycling and have had a response so great, that our 16 bins are filled to capacity every week! Let's not forget that reusing materials and reducing our consumption will stretch our efforts even further!

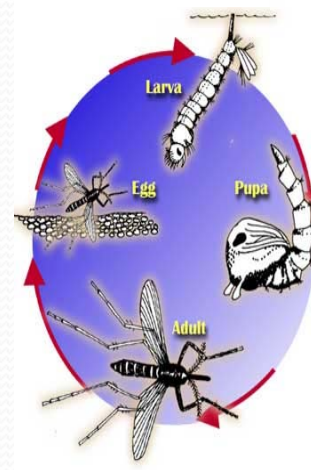
# Represents Pounds Recycled of each product	May 2014	April 2014
Cardboard	2051	2,972
Plastic	1508	1,615
Paper	2661	3,313
Tin	204	153
Aluminum	236	228
Totals :	6,660	8,281



# Mosquito Management Stats

## MAY 2014

# Represents Amount of Times Performed	May 2014	April 2014	May 2013
Altosid/BTI (larviciding)	20	25	10
Adulticide Spraying hrs	2	0	0
Scheduled for Adulticide	62	62	58
Landing Rate Counts	12	5	0
Mosquito concerns	1	1	0
Training for Spraying	10	10	0
Work done in chemical room	8	10	0
<b>Totals :</b>	<b>115</b>	<b>113</b>	<b>68</b>



### Mosquito Fast Facts

1. In the interest of science, Arctic researchers uncovered their chests, arms, and legs and reported as many as 9000 mosquito bites per person, per minute. At this rate, and unprotected human would lose one half of his blood supply in approximately 2 hours.
2. Some people are more attractive to mosquitoes than others. It is not clear why, but probably has something to do with the 300 odd chemicals produced by the skin.
3. A mosquito can smell the carbon dioxide you exhale from about 60 to 75 feet away.
4. Most mosquitoes do not fly very far from their larval habitat, but the salt marsh mosquito migrates 75 to 100 miles over the course of its life.

[http://www.fightthebitecolorado.com/top\\_ten\\_facts.pdf](http://www.fightthebitecolorado.com/top_ten_facts.pdf)



# City of South Padre Island

## Code Enforcement Stats




### May 2014

	14-May	14-Apr
Beach Patrol Section C TIME'S X HOURS/ MIN.	51 hrs	41 hrs
BFI Bundle/Brush Locations (Sec. 9-17)	53	18
Commercial Activity on ROW (Sec. 13-18)	0	2
Concern citizens/Ordinance Info. (Code 5)	358	423
Containers Required Sanitation (Sec. 9-13D)	1	1
Damaged Dumpster (Sec. 9-13B)	3	2
Debris/Misc. on Roadway Removed	32	73
Effluent Discharge (Sec. 10-1)	11	3
Enclosures Proper/Screened (Sec. 9-13(B)(5))	0	0
Fireworks Prohibited (Sec. 8-4)	0	2
Glass on Beach (Sec. 12-7)	12	7
Littering Prohibited (Sec. 9-3)	7	7
Lost Child/Adult on the Beach	1	2
Maintenance of Signs (Sec. 15-11 B,C), 15-2	2	0
Monitor for Camping (Sec. 12-3)	1	
Monitor Noises - Loud, Disturbing, etc. (Code 11 Sec. 12-2)	0	18
Monitor Overfilled Dumpster	3	6
Noises - Loud, Disturbing, etc. Prohibited (Sec. 12-2)	3	1
Overfilled Dumpster	2	5
Overgrown weeds on commercial property(Sec.4-56)	6	7
Owners to maintain clean premises (Sec.9-12)	11	22
Patrol by (Code 11)	12	0
Permit for Sign/Banner (Sec. 15-3)	0	13
Premises Identification (Sec. 4-64)	5	0
Prohibited Banner/Sign (Sec. 15-5)	0	9
Recreational Vehicle/Mobile Equip. (Sec. 20-11C)	1	7
Regulation of Shade Devices & Chairs on the Public Beach (13-24)	22	0
Required Signs (Address) Section 15-2	1	2
Sign Standards (Sec. 15-7)	1	6
Soliciting from R.O.W. (Sec. 13-18)	0	1
Stagnant Water (Sec.9-4)	5	2
Survey on Natural Habitat (Sec. 9-6.2)	0	9
Water Leak	4	1
Weedy Lots (Sec. 9-6)	86	79
Weedy Lots Letters	69	79
Follow up on Address	6	2
Follow up on Banners/Signs/Required Signs (Ch. 15)	0	45
Follow up on Brush and Debris (Sec. 9-12.1)	63	12
Follow up on Damage Dumpster (Sec 9-13B)	0	1
Follow up on Dumpsters Required (Sec. 9-13)	0	1


Follow up on Effluent Discharge/Stagnant (Sec. 10-1)	0	2
Follow up on Enclosures (Sec. 9-13)	0	1
Follow up on Littering (Sec 9-3)	0	6
Follow up on Overfilled Dumpsters	0	3
Follow up on Noise (Sec. 12-2)	6	
Follow up on Property Cleanup (Sec. 9-12)	0	20
Follow up on Shade Device Ordinanes	21	0
Follow up on Stagnant Water (Sec. 10-1)	5	0
Follow up on Water Leak	6	0
Follow up on Window Signs {15-2(72)}	1	0
Follow up on Weedy Lot/Business with Weedy Lot (Sec. 9-6 & Sec. 4-56)	137	237
<b>Total for Follow-Ups</b>	245	330
<b>CALLS FOR SERVICE</b>	<b>957</b>	<b>1137</b>
<b>NOTICE OF COMPLY ISSUED</b>	<b>18</b>	<b>10</b>
<b>WARNINGS ISSUED</b>	<b>5</b>	<b>6</b>
<b>CITATIONS ISSUED</b>	<b>8</b>	<b>2</b>

# ENVIRONMENTAL HEALTH SERVICES DEPARTMENT

HEALTH STATS  
MAY 2014



PERMIT #	ESTABLISHMENT	ADDRESS	PERMIT FEE	Re-Inspection/Score
5895	Denny's	1100 Padre Blvd.	Field Investigation	94
6052	Blackbeards Restaurant	103 E. Saturn	Field Investigation	100
6142	The Taco Factory	1817 Padre Blvd.	Field Investigation	88
6196	Yalla Habibi	3112 Padre Blvd.	Field Investigation	97
6197	Hilton Garden Inn/American Grille	7010 Padre Blvd.	\$100.00	92
6203	Paulino's Restaurant	4600 Padre Blvd	\$100.00	100
6204	South Padre Island Vistiors Center	610 Padre Blvd.	\$0.00	Temporary
6205	Beachside Inn & Suites	4500 Padre Blvd	\$100.00	100
6206	Padre Island Brewing Company	3400 Padre Blvd	\$100.00	92
6207	Karla's Katering	5009 Padre Blvd.	\$100.00	100
6208	La Quinta Inn and Suites	7000 Padre Blvd.	\$100.00	93
6209	Oleander Beach Club @ La Quinta	7000 Padre Blvd.	\$100.00	96
6210	Scampi's Restaurant	206 W Aries	\$100.00	89
6211	Schlitterbahn Shrimp Haus	33261 State Park RD. 100	\$100.00	100
6213	Schlitterbahn BBQ Haus	33261 State Park RD. 100	\$100.00	100
6214	Schlitterbahn ICEE Hut	33261 State Park RD. 100	\$100.00	100
6217	Schlitterbahn Castaway Bar	33261 State Park RD. 100	\$100.00	100
6218	Schlitterbahn Dippin Dots Hut	33261 State Park RD. 100	\$100.00	100
6219	Schlitterbahn Café Fortaleza	33261 State Park RD. 100	\$100.00	97
6220	Schlitterbahn El Jefes	33261 State Park RD. 100	\$100.00	100
6221	Super 8 Motel	4205 Padre Blvd.	\$100.00	94
6222	Breakaway Cruises	33384 St Pr. Rd. SPI	\$100.00	84
6223	Gravity Park	106 W Marlin	\$100.00	100
6224	Hilton Garden Inn/American Grill Catering	7010 Padre Blvd.	\$100.00	100
6225	Tom & Jerry's	3212 Padre Blvd	\$100.00	100
6226	Sister's Trading Co.	410 Padre Blvd.	\$100.00	100
6229	Gabriella's Italian Grill & Pizzeria	700 Padre Blvd E,G,F	\$100.00	100
5895	Denny's	1100 Padre Blvd.	\$0.00	Compliance
6142	The Taco Factory	1817 Padre Blvd.	\$0.00	Compliance
6196	Yalla Habibi	3112 Padre Blvd.	\$0.00	Compliance
6197	Hilton Garden Inn/American Grille	7010 Padre Blvd.	\$0.00	Compliance
6206	Padre Island Brewing Company	3400 Padre Blvd	\$0.00	Compliance
6208	La Quinta Inn and Suites	7000 Padre Blvd.	\$0.00	Compliance
6209	Oleander Beach Club @ La Quinta	7000 Padre Blvd.	\$0.00	Compliance



6210	Scampi's Restaurant	206 W Aries	\$0.00	Compliance
6219	Schlitterbahn Café Fortaleza	33261 State Park RD. 100	\$0.00	Compliance
6221	Super 8 Motel	4205 Padre Blvd.	\$0.00	Compliance
6222	Breakaway Cruises	33384 St Pr. Rd. SPI	\$0.00	Compliance
Total Compliance		11	\$0.00	
Field Investigations		4	\$0.00	
Farmer's Market Permits		0	\$0.00	
Total Temporary Inspections		1	\$20.00	
Total Establishment Permits (annual)		22	\$2,200.00	
Total Health Inspections		38	\$2,200.00	

**A Food Establishment Operator can prevent pest problems by denying them entry into the facility or by having better pest-control procedures in place. To prevent a pest infestation, a Food Establishment Operator must learn about integrated pest management and working with a pest control operator.**  
**Servsafe Essentials Fifth Edition**

