

Animal Control Stats	April 2014	March 2014	April 2013
Animal Bite/Scratch	1	2	2
Animal Cruelty Concern	4	1	1
Animals Placed in Quarantine	1	1	2
Animal Removed from Vehicle, Garage or Other Property	3	4	11
Animals Released to Wild	17	15	11
Animals Released to Friends of the Animal/Sealife Center	20	24	30
Barking Dog Complaint	3	1	0
Barking Dog Violation	1	0	0
Beached/Dead Animal (Signal 0)	1	14	6
Bees	1	0	0
Cat on Causeway	2	0	0
Cat or Dog Returned to Owner	1	4	6
Clean Up After Pets (Sec. 3-30)	8	2	1
Clean Up After Pets Complaint	5	2	0
Impoundment/Returned animal to prisoner	1	0	0
Injured Animal (s)	6	2	6
Loose Canine or Cats (s)	9	11	16
Lost Canines or Cats	4	2	7
Monitor Trap Set by Code	8	17	0
Owners to Vaccinate	1	2	0
Patrol for Owners Not Cleaning Up After Pets	91	139	144
Raccoon in Dumpster/Trap	1	3	0
Scan Animal for Microchip	2	2	3
Service Animal Information/Inquiry	5	2	0
Snake Concern	0	0	1
Training for Animal Control Equipment/Animal Handling	11	0	0
Traps Issued or Returned	2	3	7
Trap Maintenance	2	2	0
Traps Set Up by Code Enforcement	6	7	5
Welfare Concern	5	0	1
Wildlife Nuisance/Identify Pest	0	1	0
Follow up on Animal Bite/Scratch	6	2	1
Follow up on Animal Cruelty	0	0	10
Follow up on Barking Dogs	1	0	1
Follow up on Barking Dog Complaint	1	0	0
Follow up on Bees	0	1	0
Follow up on Cleaning up after Pets	2	1	1
Follow Up on Dead Animal	1	1	0
Follow Up on Injured Animal	0	1	0
Follow up on Loose Dog or Cat	1	2	5
Follow up on Loose Dog(s) or Cat(s) Complaint	1	0	5
Follow up on Lost Pet	2	4	6
Follow up on Owners to Vaccinate Pet(s)	0	1	2
Follow up on Quarantine Case	2	4	4
Follow up on Unlawful Restraint of a Dog	1	0	0
Follow up on Welfare Concern	4	0	0
GRAND TOTAL	250	280	295



Tip of the Month:

With the weather changing, we make changes such as changing the antifreeze in our vehicle, spreading pesticide in our yards, do some spring cleaning, or even stock up on medicines for allergies. These things and many more help our quality of life, but they can hurt our pets.

Common household poisons for pets include:

- Human medication
- Antifreeze
- Household cleansers
- Rodent poisons
- Weed killer/insecticide
- Paint and paint solvents
- Indoor and outdoor plants

Remember to store these items and others in a safe and secure location, use them in areas that will not affect your pet, and dispose of them properly.

Love your pet and it will love you back!



Recycling Stats April 2014

What do you do with your old magazines? Well, before you recycle them, someone else might want to read them. Call your local library or medical or dental clinics to find out if they would like them. Recycling is good, but reusing is better.



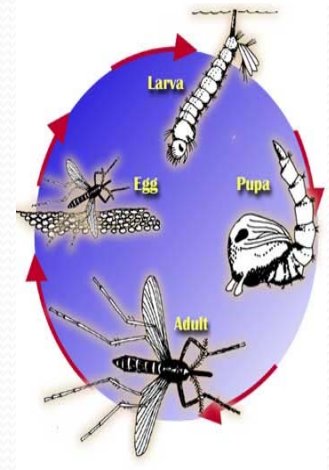
# Represents Pounds Recycled of each product	April 2014	March 2014
Cardboard	2,909	2,972
Plastic	1,160	1,615
Paper	2,953	3,313
Tin	147	153
Aluminum	143	228
Totals :	7,312	8,281



Mosquito Management Stats

April 2014

# Represents Amount of Times Performed	April 2014	March 2014	April 2013
Altosid/BTI (larviciding)	25	32	11
Adulticide Spraying hrs	0	1	60
Scheduled for Adulticide	62	62	15
Landing Rate Counts	5	4	0
Mosquito concerns	1	1	0
Training for Spraying	10	18	0
Work done in chemical room	10	4	0
Totals :	113	58	86



Mosquito Fast Facts

1. In the interest of science, Arctic researchers uncovered their chests, arms, and legs and reported as many as 9000 mosquito bites per person, per minute. At this rate, and unprotected human would lose one half of his blood supply in approximately 2 hours.
2. Some people are more attractive to mosquitoes than others. It is not clear why, but probably has something to do with the 300 odd chemicals produced by the skin.
3. A mosquito can smell the carbon dioxide you exhale from about 60 to 75 feet away.
4. Most mosquitoes do not fly very far from their larval habitat, but the salt marsh mosquito migrates 75 to 100 miles over the course of its life.

http://www.fightthebitecolorado.com/top_ten_facts.pdf



City of South Padre Island

Code Enforcement Stats




April 2014

	14-Apr	14-Mar
Beach Patrol Section C TIME'S X HOURS/ MIN.	41 hrs	232 hrs 45 min
BFI Bundle/Brush Locations (Sec. 9-17)	18	4
Camping Prohibited (Dex. 12-3)	0	10
Commercial Activity on ROW (Sec. 13-18)	2	0
Concern citizens/Ordinance Info. (Code 5)	423	899
Containers Required Sanitation (Sec. 9-13D)	1	2
Damaged Dumpster (Sec. 9-13B)	2	0
Debris/Misc. on Roadway Removed	73	8
Effluent Discharge (Sec. 10-1)	3	3
Enclosures Proper/Screened (Sec. 9-13(B)(5))	0	4
Fireworks Prohibited (Sec. 8-4)	2	0
Glass on Beach (Sec. 12-7)	7	0
Littering Prohibited (Sec. 9-3)	7	0
Lost Child/Adult on the Beach	2	0
Maintenance of Signs (Sec. 15-11 B,C), 15-2	0	3
Monitor Noises - Loud, Disturbing, etc. (Code 11 Sec. 12-2)	18	0
Monitor Overfilled Dumpster	6	0
Noises - Loud, Disturbing, etc. Prohibited (Sec. 12-2)	1	0
Overfilled Dumpster	5	167
Overgrown weeds on commercial property(Sec.4-56)	7	12
Owners to maintain clean premises (Sec.9-12)	22	263
Permit for Sign/Banner (Sec. 15-3)	13	14
Premises Identification (Sec. 4-64)	0	0
Prohibited Banner/Sign (Sec. 15-5)	9	2
Recreational Vehicle/Mobile Equip. (Sec. 20-11C)	7	2
Regulation of Shade Devices & Chairs on the Public Beach (13-24)	0	0
Required Signs (Address) Section 15-2	2	0
Sign Standards (Sec. 15-7)	6	0
Soliciting from R.O.W. (Sec. 13-18)	1	0
Stagnant Water (Sec.9-4)	2	4
Survey on Natural Habitat (Sec. 9-6.2)	9	9
Water Leak	1	0
Weedy Lots (Sec. 9-6)	79	46
Weedy Lots Letters	79	
Follow up on Address	2	1
Follow up on Banners/Signs/Required Signs (Ch. 15)	45	27
Follow up on Brush and Debris (Sec. 9-12.1)	12	5
Follow up on Damage Dumpster (Sec 9-13B)	1	8
Follow up on Dumpsters Required (Sec. 9-13)	1	6


Follow up on Effluent Discharge/Stagnant (Sec. 10-1)	2	0
Follow up on Enclosures (Sec. 9-13)	1	7
Follow up on Littering (Sec 9-3)	6	10
Follow up on Overfilled Dumpsters	3	148
Follow up on Property Cleanup (Sec. 9-12)	20	270
Follow up on Stagnant Water (Sec. 10-1)	0	2
Follow up on Window Signs {15-2(72)}	0	0
Follow up on Weedy Lot/Business with Weedy Lot (Sec. 9-6 & Sec. 4-56)	237	60
Total for Follow-Ups	330	544
CALLS FOR SERVICE	1137	1996
NOTICE OF COMPLY ISSUED	10	25
WARNINGS ISSUED	6	28
CITATIONS ISSUED	2	133

ENVIRONMENTAL HEALTH SERVICES DEPARTMENT

HEALTH STATS
APRIL 2014



PERMIT #	ESTABLISHMENT	ADDRESS	PERMIT FEE	Re-Inspection/Score
6100	Isla Grand Grill	500 Padre Blvd	\$100.00	100
6171	Kelly's Irish Pub	101 E. Morningside	\$100.00	100
6173	Umix Frozen Yogurt & Deli	1004 Padre Blvd.	\$100.00	100
6174	CVS	1500 Padre Blvd	\$100.00	97
6175	Senor Donkey	4215 Padre Blvd.	\$100.00	100
6176	Pleasure Island	2600 Padre Blvd.	\$100.00	97
6177	Elite Cheer Force, Inc	7355 Padre Blvd	City Sponsored	Temporary
6178	Gracie's Goodies	7355 Padre Blvd	City Sponsored	Temporary
6179	Farmer Mac's Kettle Corn	7355 Padre Blvd	City Sponsored	Temporary
6180	Sugar Daddy's	7355 Padre Blvd	City Sponsored	Temporary
6181	Rosie Ibarra	7355 Padre Blvd	City Sponsored	Temporary
6182	Toretto's Dogs	7355 Padre Blvd	City Sponsored	Temporary
6183	Daves BBQ	7355 Padre Blvd	City Sponsored	Temporary
6184	Lightning Softball	7355 Padre Blvd	City Sponsored	Temporary
6185	South Texas Thunder Softball	7355 Padre Blvd	City Sponsored	Temporary
6186	Round Up BBQ	7355 Padre Blvd	City Sponsored	Temporary
6187	Kona Ice East Cameron County	7355 Padre Blvd	City Sponsored	Temporary
6188	M&B Firehouse Catering	7355 Padre Blvd	City Sponsored	Temporary
6189	Grandpa's Bar-B-Q	7355 Padre Blvd	City Sponsored	Temporary
6190	Laguna Bob's	2401 Padre Blvd	\$100.00	100
6191	Pearl Beachside Bar & Grill	310 Padre Blvd.	\$100.00	94
6192	Pearl Palapa	310 Padre Blvd.	\$100.00	96
6193	Pizza Express	7355 Padre Blvd.	City Sponsored	Temporary
6194	Whataburger	3509 Padre Blvd	\$100.00	92
6195	Westfest, Inc.	7355 Padre Blvd.	\$10.00	Temporary
6196	Yalla Habibi	3112 Padre Blvd	\$100.00	93
6198	B-Rey's BBQ & Catering	6900 Padre Blvd.	\$10.00	Temporary
6199	La Copa Cabana Bar & Grill	350 Padre Blvd	\$100.00	91
6200	La Copa Inn & Suites	350 Padre Blvd	\$100.00	92
6201	La Copa Starbucks	350 Padre Blvd	\$100.00	96
6202	Playa Bar & Grill	340 Padre Blvd.	\$100.00	96
6174	CVS	1500 Padre Blvd	\$0.00	Compliance
6176	Pleasure Island	2600 Padre Blvd.	\$0.00	Compliance
6191	Pearl Beachside Bar & Grill	310 Padre Blvd.	\$0.00	Compliance



6192	Pearl Palapa	310 Padre Blvd.	\$0.00	Compliance
6194	Whataburger	3509 Padre Blvd	\$0.00	Compliance
6196	Yalla Habibi	3112 Padre Blvd	\$0.00	Compliance
6199	La Copa Cabana Bar & Grill	350 Padre Blvd	\$0.00	Compliance
6200	La Copa Inn & Suites	350 Padre Blvd	\$0.00	Compliance
6201	La Copa Starbucks	350 Padre Blvd	\$0.00	Compliance
6202	Playa Bar & Grill	340 Padre Blvd.	\$0.00	Compliance
	Total Compliance		10	\$0.00
	Field Investigations		0	\$0.00
	Farmer's Market Permits		0	\$0.00
	Total Temporary Inspections		16	\$20.00
	Total Establishment Permits (annual)		15	\$1,500.00
	Total Health Inspections		41	\$1,520.00

Flies have long been associated with the spread of diseases such as Cholera, Typhoid Fever, Diphtheria and causative agents of Dysentery. These pests have also been shown to transfer the foodborne illnesses caused by *E. coli* and *Salmonella*. Taken from:
<http://foodsafety.ecolab.com/us/food-safety/article?issue=fall-2013&article=fly>

