

Animal Control Stats	March 2014	February 2014	March 2013
Animal Bite/Scratch	2	1	2
Animal Cruelty Concern	1	1	1
Animals Placed in Quarantine	1	0	2
Animal Removed from Vehicle, Garage or Other Property	4	7	0
Animals Released to Wild	15	15	11
Animals Released to Friends of the Animal/Sealife Center	24	32	30
Barking Dog Complaint	1	1	0
Barking Dog Violation	0	2	0
Beached/Dead Animal (Signal 0)	14	6	6
Cat or Dog Returned to Owner	4	3	6
Clean Up After Pets (Sec. 3-30)	2	1	1
Clean Up After Pets Complaint	2	1	0
Injured Animal (s)	2	6	6
Loose Canine or Cats (s)	11	13	16
Lost Canines or Cats	2	0	7
Monitor Trap Set by Code	17	23	0
Owners to Vaccinate	2	2	0
Patrol for Owners Not Cleaning Up After Pets	139	0	144
Raccoon in Dumpster/Trap	3	0	0
Scan Animal for Microchip	2	2	3
Service Animal Information/Inquiry	2	0	0
Snake Concern	0	0	1
Traps Issued or Returned	3	3	7
Trap Maintenance	2	2	0
Traps Set Up by Code Enforcement	7	12	5
Welfare Concern	0	3	1
Wildlife Nuisance/Identify Pest	1	0	0
Follow up on Animal Bite/Scratch	2	1	1
Follow up on Animal Cruelty	0	0	10
Follow up on Barking Dogs	0	1	1
Follow up on Barking Dog Complaint	0	1	0
Follow up on Bees	1	0	0
Follow up on Cleaning up after Pets	1	3	1
Follow Up on Dead Animal	1	0	0
Follow Up on Injured Animal	1	0	0
Follow up on Loose Dog or Cat	2	6	5
Follow up on Loose Dog(s) or Cat(s) Complaint	0	2	5
Follow up on Lost Pet	4	2	6
Follow up on Owners to Vaccinate Pet(s)	1	1	2
Follow up on Quarantine Case	4	0	4
Follow up on Welfare Concern	0	4	0
GRAND TOTAL	280	157	295



When is your birthday?

When is your pets
birthday?

How about your favorite
holiday?

In order to keep up with
annual visits, pick a date
of the year that is special
to you, and make that
your "Pet Check Up Day".

Keeping your pet current
with vaccinations and
check ups will help
prolong your pets health,
and help avoid any costly
and stressful health
concerns in the future.

Love your pet and it will
love you back!



Recycling Stats March 2014

What is better for our environment:

- A) Recycling
- B) Reusing materials
- C) Reducing the consumption of material that will end up in landfills or our waterways
- D) Selling off everything you own and living off the land like the pioneers of the Old West

Okay, option D is far fetched, but you can never go wrong with the **THREE R's!** We have been promoting recycling and have had a response so great, that our 16 bins are filled to capacity every week! Let's not forget that reusing materials and reducing our consumption will stretch our efforts even further!

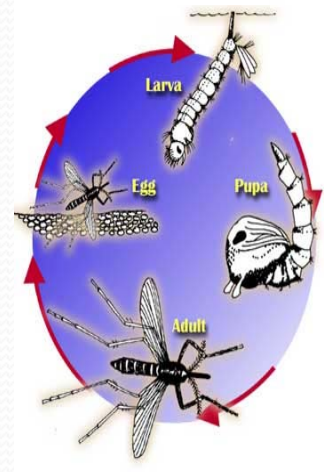
# Represents Pounds Recycled of each product	March 2014	February 2014
Cardboard	2,972	1,513
Plastic	1,615	1,254
Paper	3,313	2,053
Tin	153	248
Aluminum	228	164
Totals :	8,281	5,232



Mosquito Management Stats

March 2014

# Represents Amount of Times Performed	March 2014	February 2014	March 2013
Altosid/BTI (larviciding)	32	9	15
Adulticide Spraying hrs	1	10	0
Scheduled for Adulticide	62	56	62
Landing Rate Counts	4	2	0
Mosquito concerns	1	1	0
Training for Spraying	18	6	1 hr
Work done in chemical room	4	4	2 hrs
Totals :	58	88	80






Mosquito Fast Facts

1. In the interest of science, Arctic researchers uncovered their chests, arms, and legs and reported as many as 9000 mosquito bites per person, per minute. At this rate, and unprotected human would lose one half of his blood supply in approximately 2 hours.
2. Some people are more attractive to mosquitoes than others. It is not clear why, but probably has something to do with the 300 odd chemicals produced by the skin.
3. A mosquito can smell the carbon dioxide you exhale from about 60 to 75 feet away.
4. Most mosquitoes do not fly very far from their larval habitat, but the salt marsh mosquito migrates 75 to 100 miles over the course of its life.

http://www.fightthebitecolorado.com/top_ten_facts.pdf

ENVIRONMENTAL HEALTH SERVICES DEPARTMENT

HEALTH STATS
MARCH 2014



PERMIT #	ESTABLISHMENT	ADDRESS	PERMIT FEE	Re-Inspection/Score
6141	Harpoons Surf Bar and Grill	2500 Padre Blvd.	\$100.00	100
6142	The Taco Factory	1817 Padre Blvd.	\$100.00	85
6157	Wing Stop	3900 Padre Blvd.	\$100.00	100
6158	Ruby Elotes	7355 Padre Blvd.	\$20.00	Temporary
6159	Hawaiian Shaved Ice	7355 Padre Blvd.	\$20.00	Temporary
6160	Round Up BBQ	7355 Padre Blvd.	\$20.00	Temporary
6161	Marco's Tacos	7355 Padre Blvd.	\$20.00	Temporary
6162	El Rey Del Elote	7355 Padre Blvd.	\$20.00	Temporary
6163	Gracie's Goodies	7355 Padre Blvd.	\$20.00	Temporary
6164	Grandpa's Bar-B-Q	7355 Padre Blvd.	\$20.00	Temporary
6165	Dolce Roma	7355 Padre Blvd.	\$20.00	Temporary
6166	Feldman's Specs #123	1004 Padre Blvd.	\$100.00	100
6167	Jake's Food Shack	400 Padre Blvd	\$100.00	97
6168	Jake's Shack	400 Padre Blvd	\$100.00	100
6169	Club Chaos	1601 Padre Blvd.	\$100.00	100
6170	Big Pappas	1601 Padre Blvd.	\$100.00	97
6142	The Taco Factory	1817 Padre Blvd.	\$0.00	Compliance
6167	Jake's Food Shack	400 Padre Blvd	\$0.00	Compliance
6170	Big Pappas	1601 Padre Blvd.	\$0.00	Compliance

Total Compliance	3	\$0.00
Field Investigations	0	\$0.00
Farmer's Market Permits	0	\$0.00
Total Temporary Inspections	8	\$160.00
Total Establishment Permits (annual)	8	\$800.00
Total Health Inspections	19	\$960.00



Did you know that - even if you plan to peel fruits and veggies - it's important to wash them first because bacteria can spread from the outside to the inside as you cut or peel them. FoodSafety.gov

City Of South Padre Island

March 2014 Code Enforcement Stats

CODE ENFORCEMENT:	TOTAL	CODE ENFORCEMENT:	Total
Beach Patrol Section C HOURS.	233	Stagnant Water (Sec 9-4)	4
Brush and/or Bulky Items Collection (Sec. 9-12.1)	4	Survey on Natural Habitat	9
Camping Prohibited (Sec. 12-3)	10	Temporary Structures (Sec. 20-11D)	1
Concern citizens/Ordinance Info.	899	Vehicle on beach (Sec. 18-4)	7
Containers Required (Sec. 9-13 A)	2	Weedy Lots (Sec. 9-6)	46
Debris/Misc. on Roadway removed	8	Street Light Survey	10
Effluent Discharge (Sec. 10-1)	3		
Enclosures Proper/Screened (Sec. 9-13(B)(5))	4	Follow up on Address	1
Ice Chest Inspections	4,596	Follow up on Banners / Signs / Required Signs	27
Glass on Beach (Sec. 12-7)	190	Follow Up on Brush and debris	5
Graffiti (Sec.12-21)	4	Follow up on Damaged Dumpster (Sec 9-13(B))	8
Littering Violations (Sec. 9-3)	66	Follow up on Dumpsters Required	6
Maintenance of Signs (Sec. 15-11(B,C)) (15-2)	3	Follow up on Effluent Discharge	0
Monitor for Camping (Sec. 12-3)	1	Follow up on Enclosures	7
Monitor Noises - Loud, Disturbing, etc. Prohibited (Code 11 Sec. 12-2)	255	Follow up on Littering (Sec. 9-3)	10
Noises - Loud, Disturbing, etc. Prohibited (Sec. 12-2)	10	Follow up on Noise (Sec. 12-2)	7
Open fires on beach (Sec. 8-7)	1	Follow up on Overfilled Dumpsters	148
Outdoor Display (Sec. 20-11.1)	1	Follow up on Property Cleanup	270
Overfilled Dumpster	167	Follow up on Stagnant Water	2
Overgrown weeds on commercial property (Sec 4-56)	12	Follow up on Weedy Lot/Weedy Businesses	60
Owners to maintain clean premises(Sec.9-12)	263	Total for Follow-Ups	551
Permit for Sign/Banner (Sec. 15-3)	14		
Possession/Consumption of alcoholic beverages in Prohibited Area Sec. (12-20)	4	CALLS FOR SERVICE	6,614
Prohibited Banner/Sign (Sec. 15-5)	2		
Recreational Vehicles/Mobile Equip.(Sec 20-11 C)	2	NOTICE TO COMPLY ISSUED	25
Sign Standards (Sec 15-7)	5		
Soliciting from beach (Sec. 13-17)	3	WARNINGS ISSUED	28
Soliciting from R.O.W. (Sec. 13-18)	4		
Soliciting from vehicle (Sec. 13-20)	8	CITATIONS ISSUED	133