



SOUTH PADRE ISLAND FIRE DEPARTMENT

To: Ms. Joni Clarke, City Manager
From: Burney Baskett, Fire Chief
Date: June 3, 2013
Subject: Monthly Report

SOUTH PADRE ISLAND FIRE DEPARTMENT EMERGENCY RESPONSES MAY 2013

	<u>2013</u>	<u>2012</u>	<u>2011</u>
YEAR TO DATE	955	1002	885
TOTAL FOR MONTH	169	164	157
YEAR TO DATE DOLLAR LOSS	\$1,500.00	\$3,500.00	\$370,250.00

Should you have any questions, please feel free to contact me.

South Padre Island Fire Department

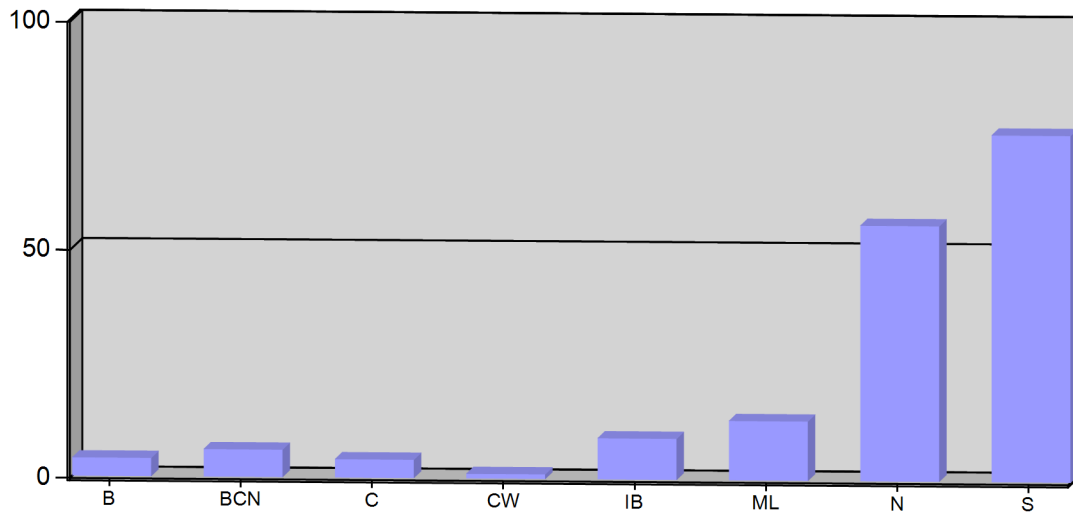


South Padre Island, TX

This report was generated on 6/3/2013 10:42:43 AM

Incident Count per Zone for Date Range

Start Date: 05/01/2013 | End Date: 05/31/2013



ZONE	# INCIDENTS
B - Beach -town	4
BCN - Beach -County (North)	6
C - County	4
CW - Causeway	1
IB - Isla Blanca	9
ML - Mainland	13
N - North (Town)	56
S - South (Town)	76

TOTAL: 169

Zone information is defined on the Basic Info 3 screen of an incident. Only REVIEWED incidents included.



EMERGENCY REPORTING

emergencyreporting.com

Doc Id: 270

Page # 1

South Padre Island Fire Department

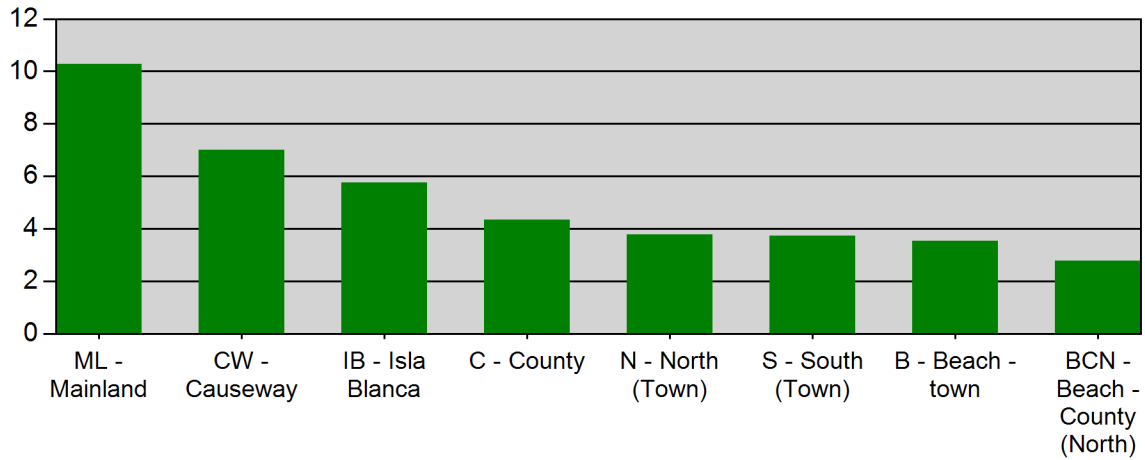


South Padre Island, TX

This report was generated on 6/3/2013 10:40:38 AM

Average Response Time per Zone for Date Range

Start Date: 05/01/2013 | End Date: 05/31/2013



Zone	AVERAGE RESPONSE TIME in minutes (Dispatch to Arrived)
ML - Mainland	10.29
CW - Causeway	7.00
IB - Isla Blanca	5.75
C - County	4.35
N - North (Town)	3.77
S - South (Town)	3.74
B - Beach -town	3.54
BCN - Beach -County (North)	2.79

Only REVIEWED incidents included

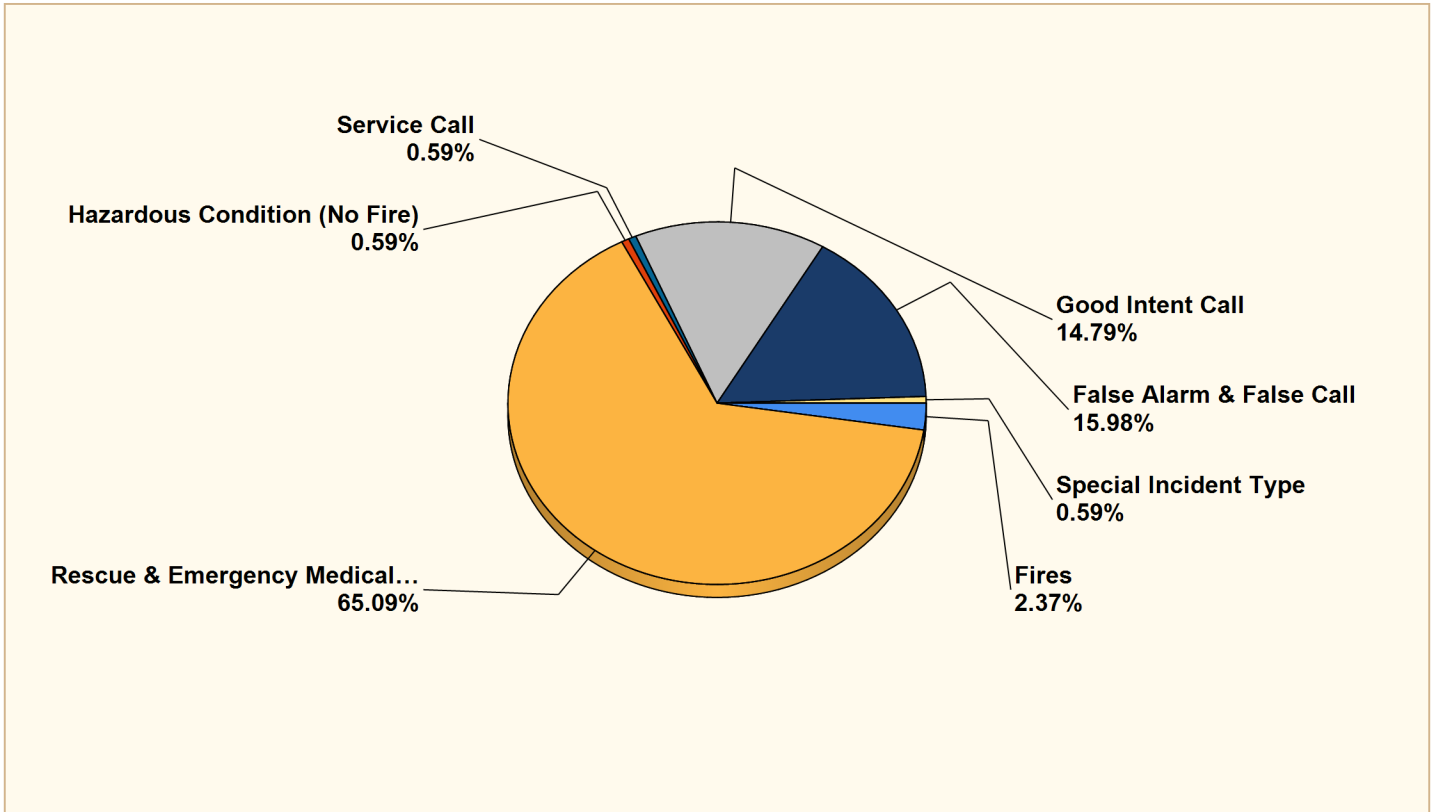
South Padre Island Fire Department

South Padre Island, TX

This report was generated on 6/3/2013 10:41:44 AM

Breakdown by Major Incident Types for Date Range

Start Date: 05/01/2013 | End Date: 05/31/2013



MAJOR INCIDENT TYPE	# INCIDENTS	% of TOTAL
Fires	4	2.37%
Rescue & Emergency Medical Service	110	65.09%
Hazardous Condition (No Fire)	1	0.59%
Service Call	1	0.59%
Good Intent Call	25	14.79%
False Alarm & False Call	27	15.98%
Special Incident Type	1	0.59%
TOTAL	169	100.00%

Only REVIEWED incidents included. Summary results for a major incident type are not displayed if the count is zero.

Detailed Breakdown by Incident Type

INCIDENT TYPE	# INCIDENTS	% of TOTAL
100 - Fire, other	2	1.18%
143 - Grass fire	1	0.59%
154 - Dumpster or other outside trash receptacle fire	1	0.59%
300 - Rescue, EMS incident, other	4	2.37%
311 - Medical assist, assist EMS crew	41	24.26%
320 - Emergency medical service, other	33	19.53%
321 - EMS call, excluding vehicle accident with injury	21	12.43%
322 - Motor vehicle accident with injuries	5	2.96%
324 - Motor vehicle accident with no injuries.	2	1.18%
364 - Surf rescue	4	2.37%
461 - Building or structure weakened or collapsed	1	0.59%
500 - Service Call, other	1	0.59%
600 - Good intent call, other	11	6.51%
611 - Dispatched & cancelled en route	12	7.10%
622 - No incident found on arrival at dispatch address	1	0.59%
651 - Smoke scare, odor of smoke	1	0.59%
700 - False alarm or false call, other	8	4.73%
730 - System malfunction, other	9	5.33%
733 - Smoke detector activation due to malfunction	1	0.59%
734 - Heat detector activation due to malfunction	1	0.59%
735 - Alarm system sounded due to malfunction	1	0.59%
740 - Unintentional transmission of alarm, other	2	1.18%
743 - Smoke detector activation, no fire - unintentional	4	2.37%
744 - Detector activation, no fire - unintentional	1	0.59%
911 - Citizen complaint	1	0.59%
TOTAL INCIDENTS:	169	100.00%

Only REVIEWED incidents included. Summary results for a major incident type are not displayed if the count is zero.

South Padre Island Fire/EMS Disposition Type Breakdown

5/1/2013 to 5/31/2013

Disposition Type Breakdown		
Disposition	Calls	Pct
Assist	0	0 %
Call Cancelled	0	0 %
Dead on Scene, No Transport	1	1 %
Dead on Scene, Transport	0	0 %
Disregarded Enroute	0	0 %
False Alarm (No Incident Occurred)	0	0 %
No Patient Found	0	0 %
No treatment, No Transport	11	12 %
Patient Care Transferred	0	0 %
Personnel Aiding in Transport	0	0 %
Standby	0	0 %
Transported Lights/Siren	4	4 %
Transported Lights/Siren, Downgraded	0	0 %
Transported No Lights/Siren	53	59 %
Transported No Lights/Siren, Upgraded	0	0 %
Treated, Transported by Law Enforcement	0	0 %
Treated, Transported by Private Vehicle	0	0 %
Treatment, No Transport	21	23 %
Total	90	100%

