



SOUTH PADRE ISLAND FIRE DEPARTMENT



To: Ms. Joni Clarke, City Manager
From: Burney Baskett, Fire Chief
Date: June 1, 2011
Subject: Monthly Report

SOUTH PADRE ISLAND FIRE DEPARTMENT EMERGENCY RESPONSES MAY 2010

	<u>2011</u>	<u>2010</u>	<u>2009</u>
YEAR TO DATE	885	729	574
TOTAL FOR MONTH	157	159	131
YEAR TO DATE DOLLAR LOSS	\$370,250.00	\$78,950.00	\$96,200.00

Should you have any questions, please feel free to contact me.

BB/yhc

South Padre Island Fire Department

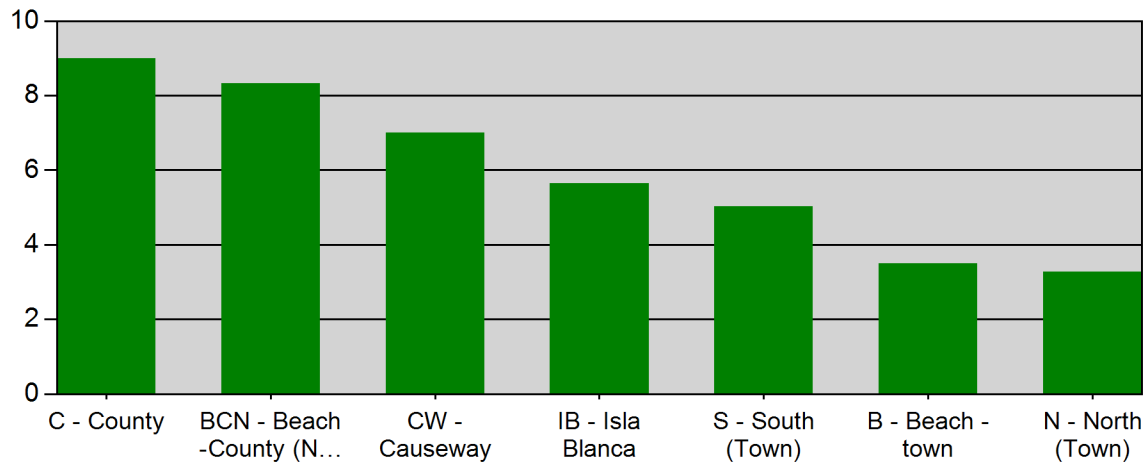
South Padre Island, TX

This report was generated on 6/1/2011 12:37:32 PM



Average Response Time per Zone for Date Range

StartDate: 05/01/2011 | EndDate: 05/31/2011



Zone	AVERAGE RESPONSE TIME in minutes (Dispatch to Arrived)
C - County	9.00
BCN - Beach -County (North)	8.33
CW - Causeway	7.00
IB - Isla Blanca	5.64
S - South (Town)	5.03
B - Beach -town	3.50
N - North (Town)	3.27

Only REVIEWED incidents included



**EMERGENCY
REPORTING**

emergencyreporting.com

Doc Id: 62

Page # 1

South Padre Island Fire Department

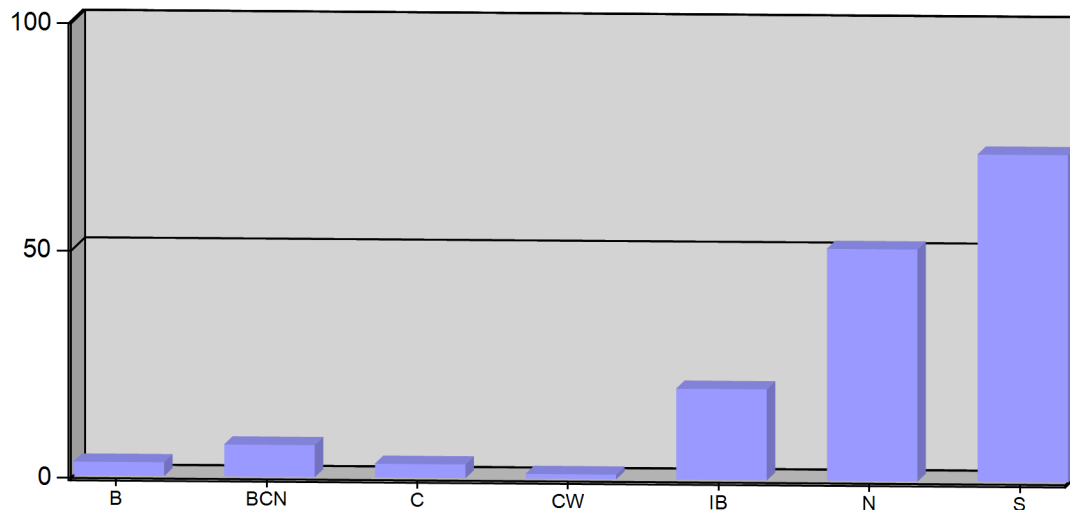
South Padre Island, TX

This report was generated on 6/1/2011 12:38:35 PM



Incident Count per Zone for Date Range

StartDate: 05/01/2011 | EndDate: 05/31/2011



ZONE	# INCIDENTS	
B - Beach -town	3	
BCN - Beach -County (North)	7	
C - County	3	
CW - Causeway	1	
IB - Isla Blanca	20	
N - North (Town)	51	
S - South (Town)	72	
TOTAL:		157

Zone information is defined on the Basic Info 3 screen of an incident. Only REVIEWED incidents included.



**EMERGENCY
REPORTING**

emergencyreporting.com

Doc Id: 270

Page # 1

South Padre Island Fire Department

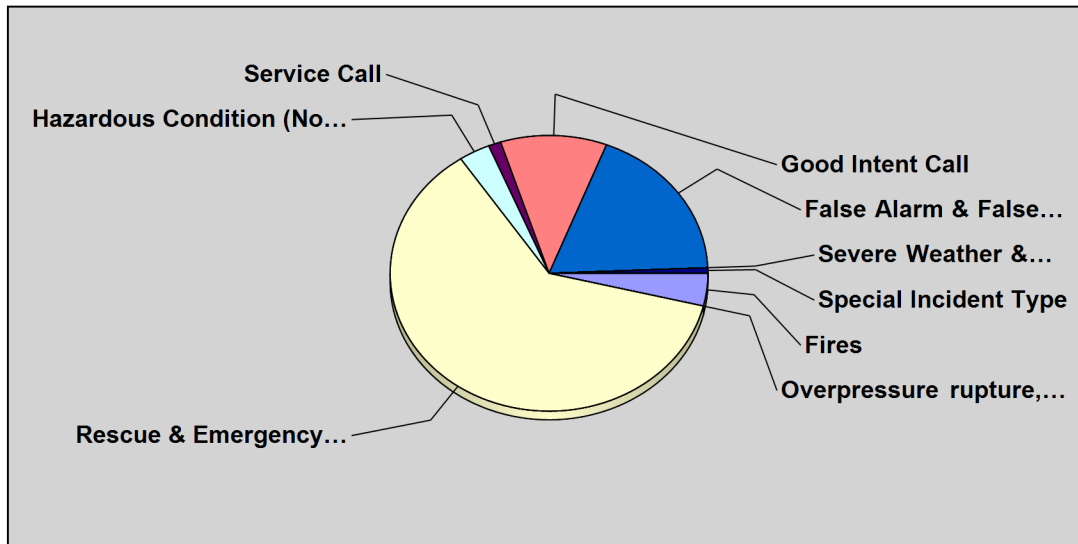
South Padre Island, TX

This report was generated on 6/1/2011 12:38:10 PM



Breakdown by Major Incident Types for Date Range

StartDate: 05/01/2011 | EndDate: 05/31/2011



MAJOR INCIDENT TYPE	# INCIDENTS	% of TOTAL
Fires	6	3.82%
Overpressure rupture, explosion, overheating - no fire	0	0.00%
Rescue & Emergency Medical Service	97	61.78%
Hazardous Condition (No Fire)	5	3.18%
Service Call	2	1.27%
Good Intent Call	17	10.83%
False Alarm & False Call	29	18.47%
Severe Weather & Natural Disaster	0	0.00%
Special Incident Type	1	0.64%

TOTAL 157

Only REVIEWED incidents included



**EMERGENCY
REPORTING**

emergencyreporting.com

Doc Id: 553

Page # 1

SPIFD BEACH PATROL MONTHLY LOG

**May
2011**

	<u>YTD</u>
• FIRST AID: 106	363
• JELLYFISH: 82	127
• STINGRAY: 2	12
• LOST CHILD: 9	18
• FOUND CHILD: 9	18
• PUBLIC CONTACT: 1500+	3700+
• PREVENTATIVE ACTION LAND: 72	196
• PREVENTATIVE ACTION WATER: 34	117
• LITTER: 65	182
• GLASS BOTTLES: 42	302
• SWIMMER ASSIST: 30	63
• SWIMMER IN DISTRESS (911): 12	18
• SWIMMER IN DISTRESS COUNTY: 8	14
• RESCUE: 8	17
• BAD WEATHER DAYS: 0 –extremely high tides	2
• HAZMAT: 0	0
• DROWNINGS: 1 (County Access 5)	4