

Animal Control Stats	April 2011	April 2010	March 2011
Animal Bite / Scratch	6	1	0
Animal Cruelty Concern	1	4	2
Animals Placed in Quarantine	5	0	0
Animals Released to Wild	16	22	23
ANIMAL RELEASED TO PIAS/FINS 2 FEATHERS/SEALIFE CENTER	15	7	18
Bee Calls	1	0	1
Barking Dog Complaint	11	0	1
Barking Dog Violation (Citation Issued)	4	0	0
Beached/Dead Animal (Signal 0)	24	35	24
Cats on Causeway	1	0	0
Cat or Dog Returned to Owner	7	6	22
Clean up after pets	4	3	5
Follow up on Animal Bites / Scratch	10	0	0
Follow up on Animal Cruelty	0	0	4
Follow up on Coyote Concern	0	3	0
Follow up on Loose Canines or Cats	8	1	6
Follow up on Lost Pet	2	1	3
Follow up on Bees	3	0	0
Follow up on Owner to Vaccinate Pet	7	0	7
Follow up on Quarantine Case	9	0	0
Injured Animal	10	5	7
Livestock Prohibited	0	0	1
Loose Canines Or Cats	86	28	90
Lost Dog / Cat Reported	5	4	4
Monitor & Re-bait Traps (Coyotes)	0	48	0
Owners to Vaccinate Dogs	3	2	5
Patrol for Owners not cleaning up after pets	36	0	27 HRS
Rabies Specimen Prepared and Submitted	2	0	0
Snake Concern	5	0	0
Traps Issued or Returned	8	3	11
Traps Set Up by Code Enforcement	4	4	2
Unlawful Restraint of Dog	1	0	4
Welfare Concern	3	4	2
TOTALS	297	181	270

Tip of the Month:

With the weather changing, we make changes such as changing the antifreeze in our vehicle, spreading pesticide in our yards, do some spring cleaning, or even stock up on medicines for allergies. These things and many more help our quality of life, but they can hurt our pets.

Common household poisons for pets include:

- Human medication
- Antifreeze
- Household cleansers
- Rodent poisons
- Weed killer/insecticide
- Paint and paint solvents
- Indoor and outdoor plants

Remember to store these items and others in a safe and secure location, use them in areas that will not affect your pet, and dispose of them properly.

Love your pet and it will love you back!





CITY OF SOUTH PADRE ISLAND

HEALTH DEPARTMENT STATS

April 2011

Health Inspectors (3201) (3206)

PERMIT #	ESTABLISHMENT	ADDRESS	PERMIT FEE	Re-Inspection/Score
5099	Boomerang Billies	2612 Padre Blvd.	6 Month	NO/93
5102	Zeste Gourmet	3508 Padre Blvd.	6 Month	NO/100
5103	Island Cinema	4700 Padre Blvd.	6 Month	NO/96
5115	Café on the Beach	3616 Padre Blvd.	6 Month	NO/96
5228	Laguna Bob's	201 W. Pike St.	\$100.00	NO/100
5229	Whataburger	3509 Padre Blvd.	\$100.00	NO/100
5230	Beachside Inn & Suites	4500 Padre Blvd	\$100.00	NO/100
5231	Baby Cakes Consessions	7355 Padre Blvd.	Beach'n Biker Fest	Temp
5232	Blanquita's Restaurant	7355 Padre Blvd	Beach'n Biker Fest	Temp
5233	M & B Firehouse Catering	7355 Padre Blvd	Beach'n Biker Fest	Temp
5234	Daves BBQ	7355 Padre Blvd	Beach'n Biker Fest	Temp
5235	Sweet N Sour USA	7355 Padre Blvd	Beach'n Biker Fest	Temp
5236	Gaby's Raspas & more	7355 Padre Blvd	Beach'n Biker Fest	Temp
5237	Rafael Alvarado	7355 Padre Blvd	Beach'n Biker Fest	Temp
5239	Bryon Williams	7355 Padre Blvd	Beach'n Biker Fest	Temp
5240	Pearl	310 Padre Blvd.	\$100.00	NO/94
5243	Vintage Tea Palace	7355 Padre Blvd.	Beach'n Biker Fest	Temp
5244	Al's Jerky	7355 Padre Blvd.	Beach'n Biker Fest	Temp
5246	Technology 2000 Unlimited	7355 Padre Blvd.	Beach'n Biker Fest	Temp
5247	The Dog House	7355 Padre Blvd.	Beach'n Biker Fest	Temp
5248	Pappa Murphy's	7355 Padre Blvd.	Beach'n Biker Fest	Temp
5249	Mexican Corn	7355 Padre Blvd.	Beach'n Biker Fest	Temp
5250	The Cookout	3305 Padre Blvd.	\$100.00	NO/92
5251	Playa Bar & Grill	340 Padre Blvd.	\$100.00	NO/97
5253	La Copa	350 Padre Blvd.	\$100.00	NO/97
5254	La Copa Bar & Grill	350 Padre Blvd.	\$100.00	NO/92
5256	Karla's Katering	5009 Padre Blvd.	\$100.00	NO/100
5257	Padre Brewing Co.	3400 Padre Blvd.	\$100.00	NO/100
5258	Breakaway Cruises	33384 St.P.R.100	\$100.00	NO/97
5099	Boomerang Billies	2612 Padre Blvd.	\$0.00	Compliance
5103	Island Cinema	4700 Padre Blvd.	\$0.00	Compliance
5115	Café on the Beach	3616 Padre Blvd.	\$0.00	Compliance
5240	Pearl	310 Padre Blvd.	\$0.00	Compliance
5250	The Cookout	3305 Padre Blvd.	\$0.00	Compliance
5251	Playa Bar & Grill	340 Padre Blvd.	\$0.00	Compliance
5253	La Copa	350 Padre Blvd.	\$0.00	Compliance
5254	La Copa Bar & Grill	350 Padre Blvd.	\$0.00	Compliance

5258	Breakaway Cruises	33384 St.P.R.100	\$0.00	Compliance
	6 Month Inspections	4	\$0.00	
	Total Compliance	9	\$0.00	
	Field Investigations	0	\$0.00	
	Farmer's Market Permits	0	\$0.00	
	Total Temporary Inspections	14	\$0.00	
	Total Establishment Permits (annual)	11	\$1,100.00	
	Total Health Inspections	38	\$1,100.00	
	WHEN YOU SERVE FOOD - Use clean containers and utensils to store and serve food. Do not use a plate that previously held raw meat, poultry, or seafood unless the plate has first been washed in hot, soapy water. When a dish is empty or nearly empty, replace with a fresh container of food, removing the previous container. (USDA Food Safety and Inspection Service, Cooking For Groups, July 2007)			



CITY OF SOUTH PADRE ISLAND

April 2011

Stats

Code Enforcement

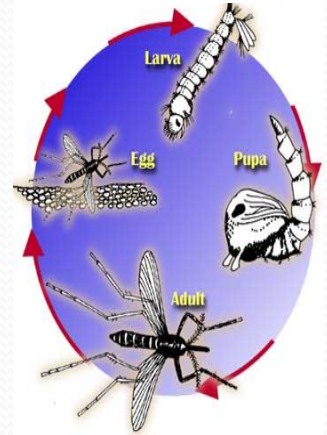


	Apr-11	Apr-10	Mar-11
Beach Patrol Section C TIME'S X HOURS/ MIN.	45 X 9 HRS 15 MIN	11 X 6 HRS 5 MIN	165 X 311 HRS 45 MIN
BFI Bundle/Brush Locations (Sec. 9-17)	15	72	40
Camping (Sec.12-3)	0	2	261
Climate Action Plan (HOURS)	2	0	0
Commercial Act (Sec. 13-17,18,20)	0	4	11
Concern citizens/Ordinance Info. (Code 5)	604	210	650
Containers Required (Sec. 9-13-A)	1	0	9
Debris/Misc. on Roadway Removed	84	2118	1019
Dumpster Required (Sec.9-13)	0	28	0
Effluent Discharge (Sec. 10-1)	6	20	4
Enclosures Proper/Screened (Sec. 9-13(B)(5))	5	74	30
Garbage/Trash Containers (Sec.9-13A)	0	23	0
Gimme \$5 Certificate	0	2	0
Glass on Beach (Sec. 12-7)	62	1	146
Graffiti (Sec.12-21)	1	4	10
Grease Trap Survey	0	62	0
Hotels and Rooming State Code 341.066	1	1	2
Illegal Dumping	1	0	3
Junk Vehicle	0	6	0
Littering Prohibited (Sec. 9-3)	18	2497	994
Loitering	0	0	54
Lost Child/Adult On Beach	3	0	1
Lost Child/Adult Not on Beach	0	0	5
Maintenance of Signs (Sec. 15-11(B,C)) (15-2)	3	12	21
Noises--Loud, disturbing, etc. prohibited (Sec.12-2)	4	8	33
Outdoor Displays (Sec. 12-20)	0	1	57
Overgrown weeds on commercial property (Sec.4-56)	0	0	12
Overfilled Dumpsters	57	0	264
Owners to maintain clean premises (Sec.9-12)	101	77	380
Patrol by (Code 11)	25	6	543
Permit for work on ROW Req'd (Sec. 16-1)	0	71	0
Permit Req. on Banners (Sec. 15-3)	51	0	70
Possession of Alcoholic Beverage in Business	0	0	4
Premises Identification (Sec. 4-64)	37	1	295
Prohibited Banner/Sign (Sec. 15-5)	6	65	12
Properly Screened Enclosures	0	23	0
Recreational Vehicles/Mobile Equipment (Sec 20-11)	1	8	5
Receptacles of Sufficient size (Sec. 9-12)	0	3	0
Recycling Monofilament Bins/Training Center	0	10	0
Regulation of Shade Devices	0	0	2

	<i>Apr-11</i>	<i>Apr-10</i>	<i>Mar-11</i>
Required Signs (Sec. 15-2) (61)	0	10	0
Riding on Portion of Vehicle Not Intended for	0	0	30
Right of Way-Commercial Activity Prohibited	0	2	0
Sign Exempt from Regulation (Sec. 15-8)	0	0	16
Sign Set Up and Maintenance (Sec. 12-7 & 12-20)	0	0	52
Sign Standards (Sec. 15-7)	5	6	6
Smoking Ordinance (Sec. 10-51)	29	0	0
Stagnant Water (Sec.9-4)	2	7	0
Street Light Survey	17	9	236
Survey on Protected Property	0	0	126
Vehicles Prohibited On Beach (Sec. 18-4)	3	0	1
Vector Control-Mosquito Lavacide (Altosid)	0	7	0
Weedy Lots (Sec. 9-6)	34	91	148
Follow up on Banners / Signs / Required Signs	64	55	64
Follow up on Brush/Debris	15	22	0
Follow up on Effluent Discharge/Stagnant	14	9	1
Follow up on Enclosures	4	45	13
Follow up on Graffiti (Sec. 12-21)	0	4	3
Follow up on Littering(Sec.9-3)	6	3	0
Follow up on Noise (Sec. 12-2)	1	3	21
Follow up on Overfilled Dumpsters	50	0	292
Follow up on Permit for R.O.W. (Sec 16-1)	0	18	0
Follow up on Property Cleanup/Overfilled Bins	110	76	367
Follow up on Premises Identification (Sec.4-64)	34	1	3
Follow up on R.V's / Mobile Equipment	0	7	0
Follow up on Recreational Vehicles (Sec. 20-11)	1	0	4
Follow up on Trash Service Required (9-13)	4	3	14
Follow up on Weedy Lot/Weedy Businesses	31	10	9
Total for Follow-Ups	334	256	791
CALLS FOR SERVICE	1557	5808	6508
NOTICE OF COMPLY ISSUED	35	79	213
WARNINGS ISSUED	17	11	48
CITATIONS ISSUED	6	5	73

Mosquito Management Stats

April 2011



# Represents Amount of Times Performed	April 2011	March 2011	February 2011
Altosid/BTI (larviciding)	0	0	0
Adulticide Spraying	0	0	1 x 1.5 hrs
Scheduled for Adulticide	0	0	0
Landing Rate Counts	0	0	1
Larval counts	0	0	0
Mosquito concerns	0	0	2
Work done in Chemical room	8 x 10 hrs	6 x 10 hrs	5 x 6 hrs
Totals :	8	6	9

Alcohol
Drinking alcohol may increase your attractiveness to mosquitoes.

An interesting study suggested that the ingestion of alcohol may stimulate mosquito attraction. Mosquito landing on volunteers significantly increased after alcohol ingestion compared with before ingestion (Shiral et al. 2002). Bernier et al. (2007) also reported that a subject who consumed alcohol regularly was the most attractive of the six people participating in a study of mosquito preferences. This most attractive individual produced the highest levels of acetone, ethanol and methanol in sweat (volatile skin emanations) but it is unknown whether these compounds were responsible for the increase in attraction.

Recycling Stats

April 2011

What do you do with your old magazines? Well, before you recycle them, someone else might want to read them. Call your local library or medical or dental clinics to find out if they would like them. Recycling is good, but reusing is better.



# Represents Pounds Recycled of each product	April 2011	March 2011
Cardboard	300	300
Plastic	300	150
Newspaper	150	250
Tin	150	50
Aluminum	2	50
Totals :	902	800

