



SOUTH PADRE ISLAND FIRE DEPARTMENT



To: Joni Clarke, City Manager
From: Burney Baskett, Fire Chief
Date: April 1, 2011
Subject: Monthly Report

SOUTH PADRE ISLAND FIRE DEPARTMENT EMERGENCY RESPONSES MARCH 2010

	<u>2011</u>	<u>2010</u>	<u>2009</u>
YEAR TO DATE	555	450	321
TOTAL FOR MONTH	322	289	174
YEAR TO DATE DOLLAR LOSS	\$264,500.00	\$77,500.00	\$1,950.00

Should you have any questions, please feel free to contact me.

BB/yhc

South Padre Island Fire Department

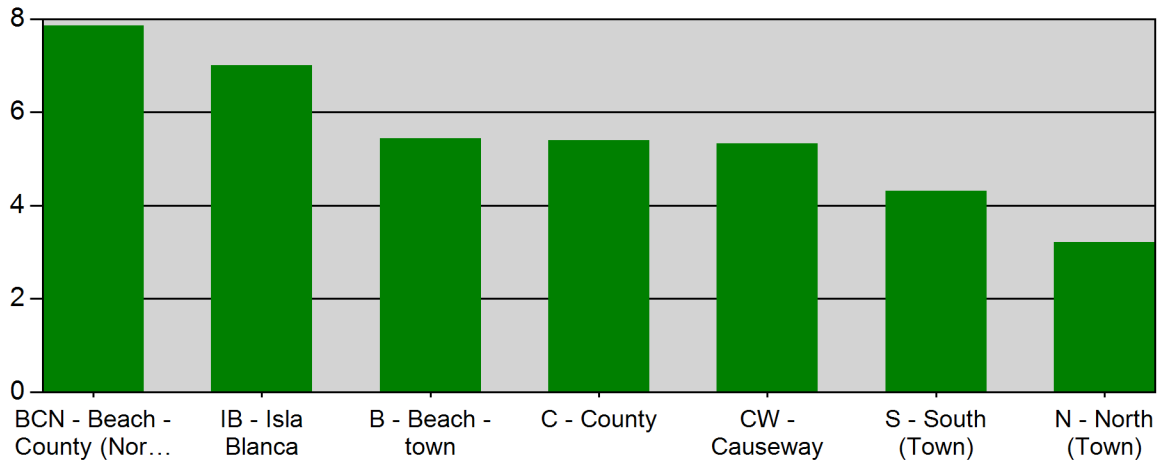
South Padre Island, TX

This report was generated on 4/1/2011 9:40:28 AM



Average Response Time per Zone for Date Range

StartDate: 03/01/2011 | EndDate: 03/31/2011



Zone	AVERAGE RESPONSE TIME in minutes (Dispatch to Arrived)
BCN - Beach -County (North)	7.85
IB - Isla Blanca	7.00
B - Beach -town	5.44
C - County	5.40
CW - Causeway	5.33
S - South (Town)	4.31
N - North (Town)	3.21

Only REVIEWED incidents included

South Padre Island Fire Department

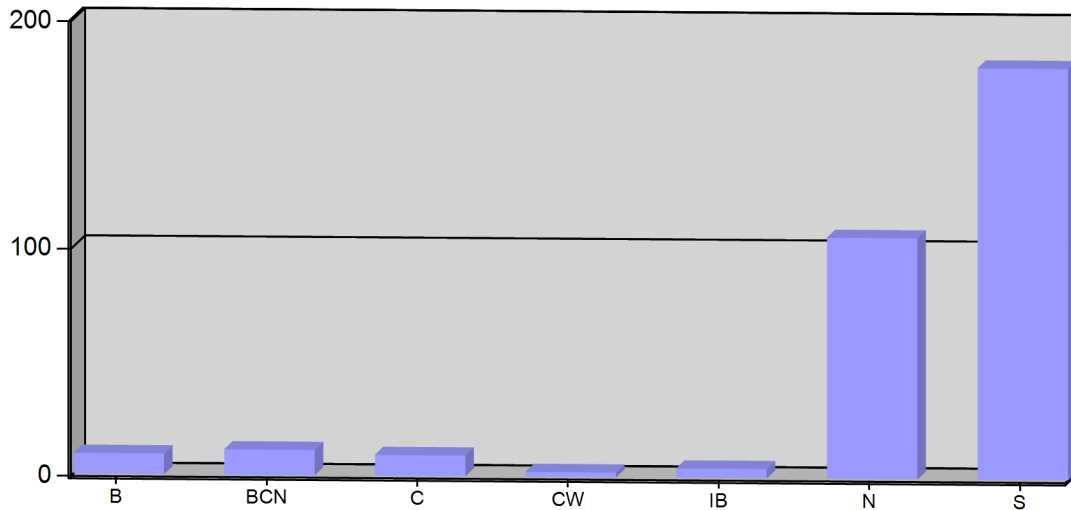
South Padre Island, TX

This report was generated on 4/1/2011 9:41:32 AM



Incident Count per Zone for Date Range

StartDate: 03/01/2011 | EndDate: 03/31/2011



ZONE	# INCIDENTS
B - Beach -town	9
BCN - Beach -County (North)	11
C - County	9
CW - Causeway	2
IB - Isla Blanca	4
N - North (Town)	106
S - South (Town)	181
TOTAL:	322

Zone information is defined on the Basic Info 3 screen of an incident. Only REVIEWED incidents included.

South Padre Island Fire Department

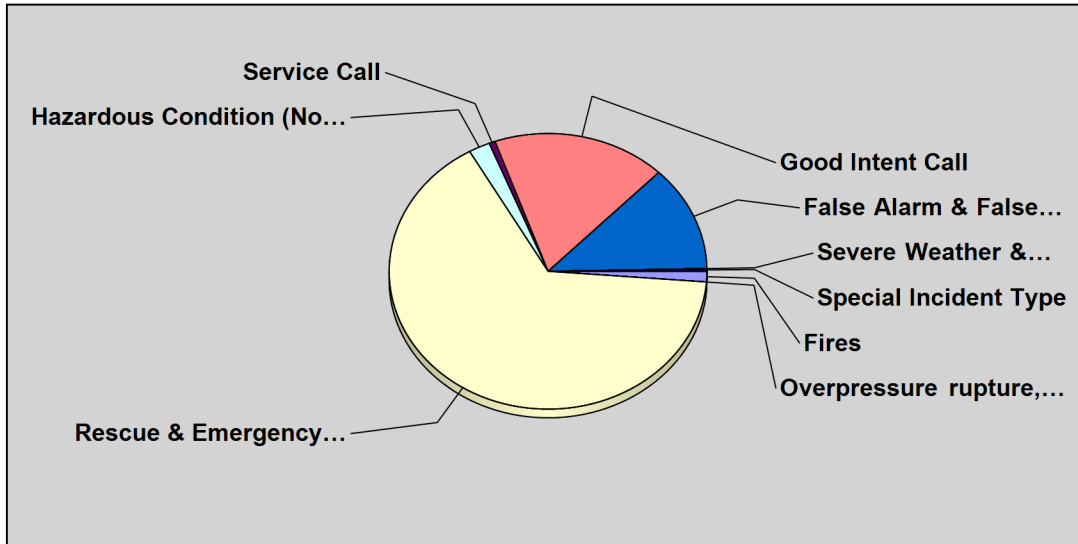
South Padre Island, TX

This report was generated on 4/1/2011 9:41:04 AM



Breakdown by Major Incident Types for Date Range

StartDate: 03/01/2011 | EndDate: 03/31/2011



MAJOR INCIDENT TYPE	# INCIDENTS	% of TOTAL
Fires	4	1.24%
Overpressure rupture, explosion, overheating - no fire	0	0.00%
Rescue & Emergency Medical Service	211	65.53%
Hazardous Condition (No Fire)	7	2.17%
Service Call	2	0.62%
Good Intent Call	57	17.70%
False Alarm & False Call	40	12.42%
Severe Weather & Natural Disaster	0	0.00%
Special Incident Type	1	0.31%

TOTAL 322

Only REVIEWED incidents included



emergencyreporting.com

Doc Id: 553

Page # 1

SPIFD BEACH PATROL MONTHLY LOG

MARCH
2011

	<u>YTD</u>
• FIRST AID: 211	211
• JELLYFISH: 36	36
• STINGRAY: 5	8
• LOST CHILD: 1	1
• FOUND CHILD: 1	1
• PUBLIC CONTACT: 1000+	1000+
• PREVENTATIVE ACTION LAND: 72	72
• PREVENTATIVE ACTION WATER: 56	56
• LITTER: 102	102
• GLASS BOTTLES: 212	212
• SWIMMER ASSIST: 21	21
• SWIMMER IN DISTRESS (911): 2	2
• SWIMMER IN DISTRESS COUNTY: 3	3
• RESCUE: 5	5
• BAD WEATHER DAYS: 2	2
• HAZMAT: 0	0
• DROWNINGS: 0	0