



SOUTH PADRE ISLAND FIRE DEPARTMENT



To: Ms. Joni Clarke, City Manager
From: Burney Baskett, Fire Chief
Date: May 3, 2010
Subject: Monthly Report

SOUTH PADRE ISLAND FIRE DEPARTMENT EMERGENCY RESPONSES APRIL 2010

	<u>2010</u>	<u>2009</u>	<u>2008</u>
YEAR TO DATE	570	321	425
TOTAL FOR MONTH	119	174	212
YEAR TO DATE DOLLAR LOSS	\$78,700.00	\$1,950.00	\$1,583,500.00

Should you have any questions, please feel free to contact me.

BB/yhc

South Padre Island Fire Department

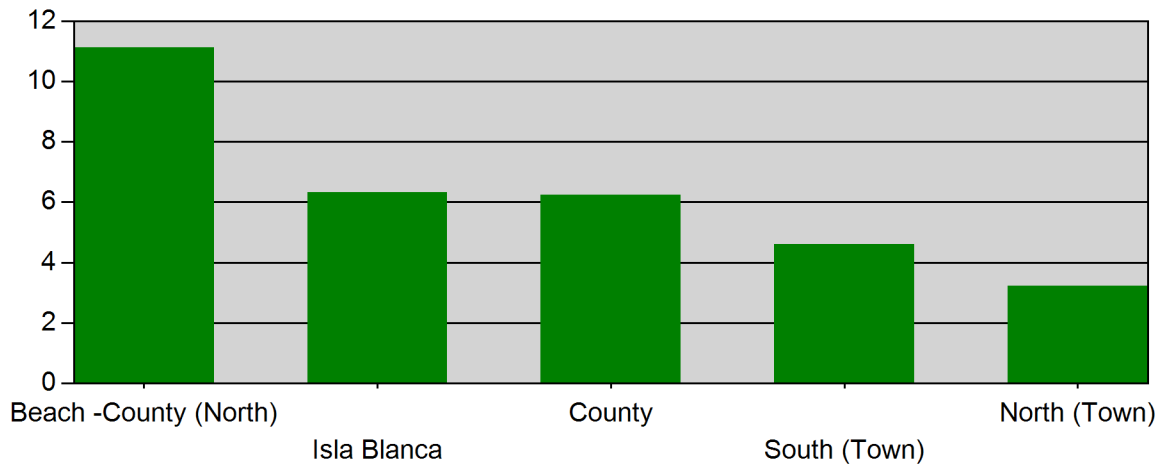
South Padre Island, TX

This report was generated on 5/3/2010 9:29:10 AM



Average Response Time per Zone for Date Range

StartDate: 04/01/2010 | EndDate: 04/30/2010



Zone	AVERAGE RESPONSE TIME in minutes (Dispatch to Arrived)
Beach -County (North)	11.11
Isla Blanca	6.33
County	6.25
South (Town)	4.60
North (Town)	3.23

Only REVIEWED incidents included



**EMERGENCY
REPORTING**

emergencyreporting.com

Doc Id: 62

Page # 1

South Padre Island Fire Department

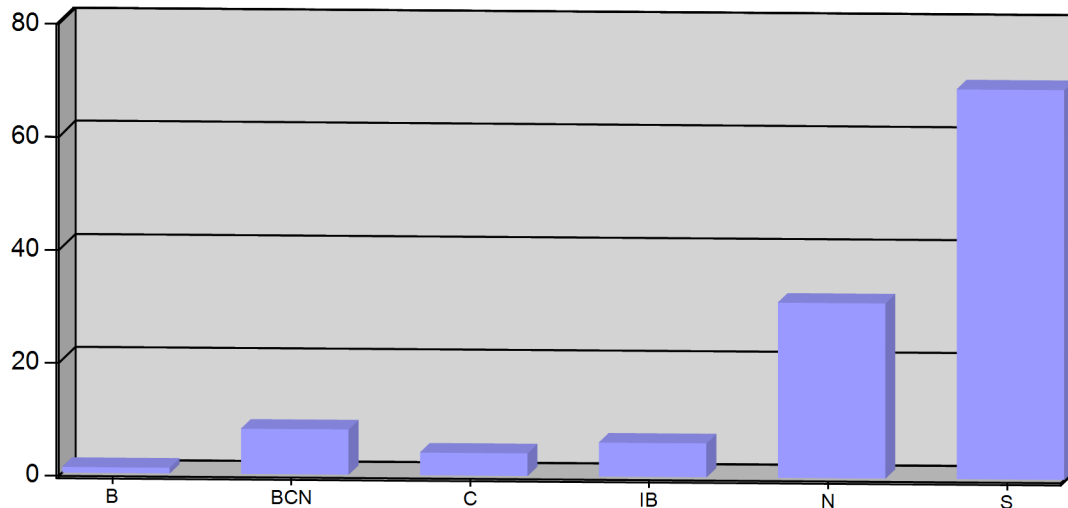
South Padre Island, TX

This report was generated on 5/3/2010 9:32:16 AM



Incident Count per Zone for Date Range

StartDate: 04/01/2010 | EndDate: 04/30/2010



ZONE	# INCIDENTS
B - Beach -town	1
BCN - Beach -County (North)	8
C - County	4
IB - Isla Blanca	6
N - North (Town)	31
S - South (Town)	69

TOTAL: 119

Zone information is defined on the Basic Info 3 screen of an incident. Only REVIEWED incidents included.



**EMERGENCY
REPORTING**

emergencyreporting.com

Doc Id: 270

Page # 1

South Padre Island Fire Department

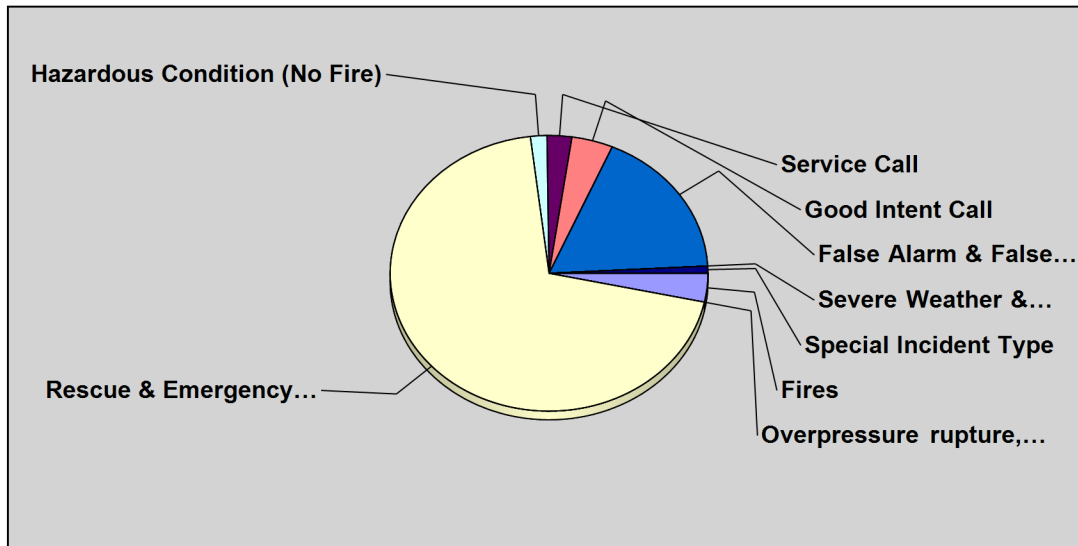
South Padre Island, TX

This report was generated on 5/3/2010 9:31:27 AM



Breakdown by Major Incident Types for Date Range

StartDate: 04/01/2010 | EndDate: 04/30/2010



MAJOR INCIDENT TYPE	# INCIDENTS	% of TOTAL
Rescue & Emergency Medical Service	83	69.75%
False Alarm & False Call	21	17.65%
Good Intent Call	5	4.20%
Fires	4	3.36%
Service Call	3	2.52%
Hazardous Condition (No Fire)	2	1.68%
Special Incident Type	1	0.84%
Overpressure rupture, explosion, overhear - no fire	0	0.00%
Severe Weather & Natural Disaster	0	0.00%

TOTAL 119

Only REVIEWED incidents included



EMERGENCY REPORTING

emergencyreporting.com

Doc Id: 553

Page # 1