



SOUTH PADRE ISLAND FIRE DEPARTMENT



To: Ms. Joni Clarke, City Manager
From: Burney Baskett, Fire Chief
Date: October 1, 2011
Subject: Monthly Report

SOUTH PADRE ISLAND FIRE DEPARTMENT EMERGENCY RESPONSES SEPTEMBER 2011

	<u>2011</u>	<u>2010</u>	<u>2009</u>
YEAR TO DATE	1564	1438	1463
TOTAL FOR MONTH	112	105	80
YEAR TO DATE DOLLAR LOSS	\$376,500.00	\$88,950.00	\$114,850.00

Should you have any questions, please feel free to contact me.

BB/yhc

South Padre Island Fire Department

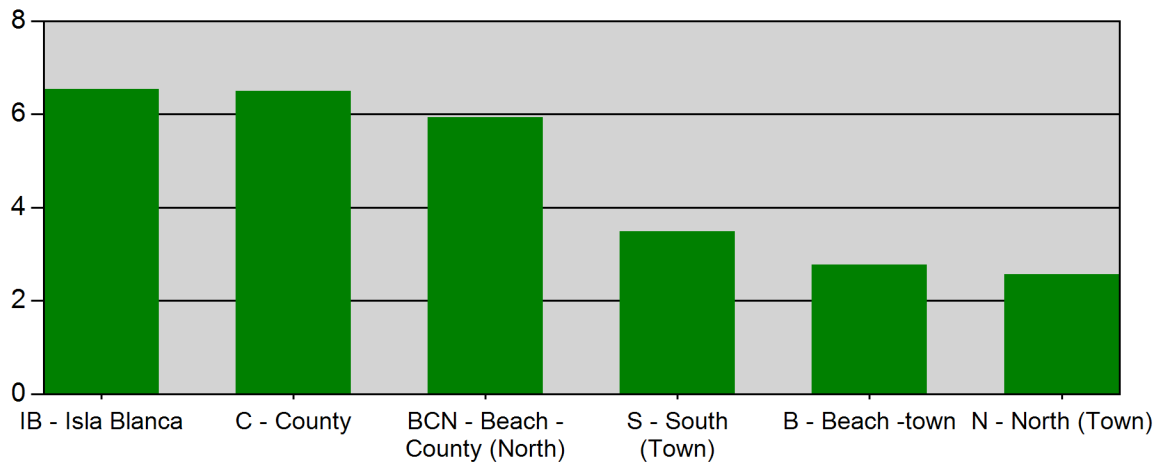
South Padre Island, TX

This report was generated on 10/1/2011 7:37:04 PM



Average Response Time per Zone for Date Range

StartDate: 09/01/2011 | EndDate: 09/30/2011



Zone	AVERAGE RESPONSE TIME in minutes (Dispatch to Arrived)
IB - Isla Blanca	6.53
C - County	6.50
BCN - Beach -County (North)	5.93
S - South (Town)	3.48
B - Beach -town	2.77
N - North (Town)	2.56

Only REVIEWED incidents included



**EMERGENCY
REPORTING**

emergencyreporting.com

Doc Id: 62

Page # 1

South Padre Island Fire Department

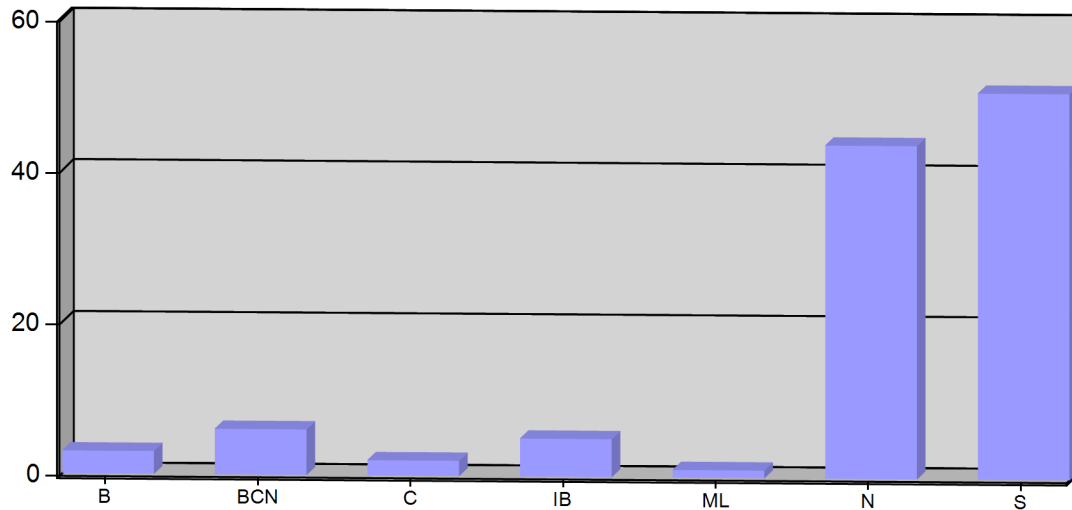
South Padre Island, TX

This report was generated on 10/1/2011 7:38:28 PM



Incident Count per Zone for Date Range

StartDate: 09/01/2011 | EndDate: 09/30/2011



ZONE	# INCIDENTS
B - Beach -town	3
BCN - Beach -County (North)	6
C - County	2
IB - Isla Blanca	5
ML - Mainland	1
N - North (Town)	44
S - South (Town)	51

TOTAL: 112

Zone information is defined on the Basic Info 3 screen of an incident. Only REVIEWED incidents included.



**EMERGENCY
REPORTING**

emergencyreporting.com

Doc Id: 270

Page # 1

South Padre Island Fire Department

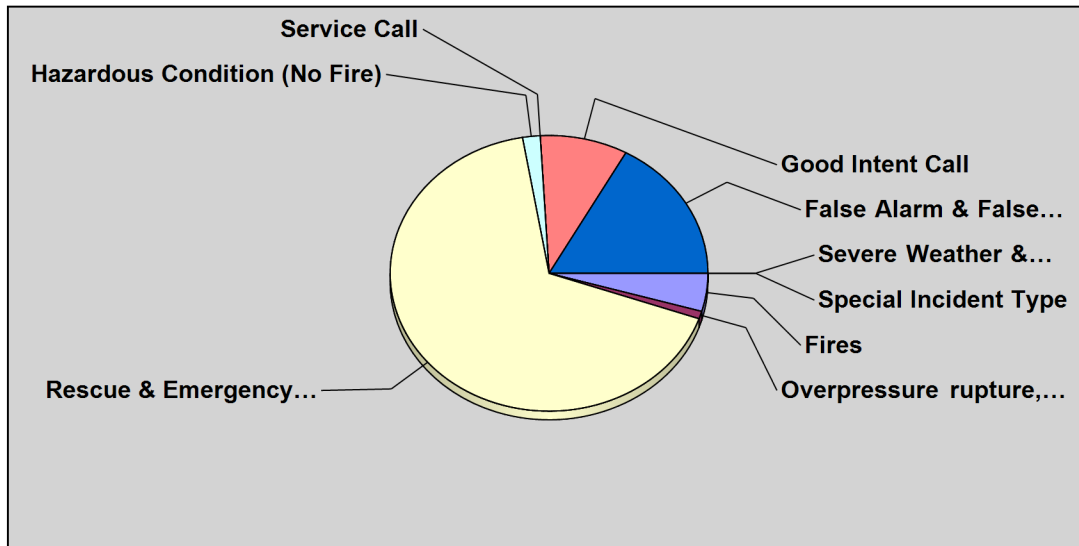
South Padre Island, TX

This report was generated on 10/1/2011 7:37:55 PM



Breakdown by Major Incident Types for Date Range

StartDate: 09/01/2011 | EndDate: 09/30/2011



MAJOR INCIDENT TYPE	# INCIDENTS	% of TOTAL
Fires	5	4.46%
Overpressure rupture, explosion, overheating - no fire	1	0.89%
Rescue & Emergency Medical Service	75	66.96%
Hazardous Condition (No Fire)	2	1.79%
Service Call	0	0.00%
Good Intent Call	10	8.93%
False Alarm & False Call	19	16.96%
Severe Weather & Natural Disaster	0	0.00%
Special Incident Type	0	0.00%

TOTAL 112

Only REVIEWED incidents included



EMERGENCY REPORTING

emergencyreporting.com

Doc Id: 553

Page # 1